



**EHLANZENI DISTRICT MUNICIPALITY
INTEGRATED DEVELOPMENT PLAN
2008/2009 IDP**



TABLE OF CONTENTS

<u>ACRONYMS</u>	5
<u>FOREWORD</u>	7
<u>EXECUTIVE SUMMARY</u>	9
1. <u>DISTRICT OVERVIEW</u>	11
1.1 GENERAL BACKGROUND	11
1.1.1 Location	11
1.1.2 Socio Economic Profile	14
1.1.4 Population Size	14
1.1.5 Economic Analysis in Ehlanzeni District Municipality	16
2. <u>IDP PLANNING PROCESS</u>	18
2.1 PROCESS PLAN AND DISTRICT FRAMEWORK	18
2.2 INSTITUTIONAL ARRANGEMENTS AND STRUCTURES.....	20
2.3 IDP PROCESS OVERVIEW: THE EVENT-CENTERED APPROACH	20
2.3.1 Analysis Phase	21
2.3.2 Strategy Phase.....	22
2.3.3 Project Phase.....	22
2.3.4 Integration Phase	22
2.3.5 Approval Phase.....	23
3. <u>MUNICIPAL CONTEXT OF PRIORITY ISSUES</u>	24
3.1 SERVICE DELIVERY PRIORITY ISSUES	24
3.2 INFRASTRUCTURE AND SERVICES	25
3.2.1 Water	25
3.2.2 Sanitation	27
3.2.3 Electricity of Households	28
3.2.4 Roads and Public Transportation.....	29
3.2.5 Waste Management	30
3.2.6 Housing	31
3.2.7 Cemeteries	31
3.2.8 Post and Telecommunication	32
3.2.9 Land ownership and Land Use Management	32

3.3	ECONOMIC DEVELOPMENT	33
3.3.1	Local Economic Development	33
3.3.2	Agriculture	35
3.3.3	Mining	36
3.3.4	Forestry	36
3.3.5	Industrial-Urban Development	37
3.3.6	Manufacturing (Agro-Processing	37
3.3.7	Maputo Development Corridor	38
3.3.8	Tourism	39
3.3.9	Provision of Service, Transport, Commerce, Finance and Construction	40
3.4	SOCIAL DEVELOPMENT	40
3.4.1	Health.....	40
3.4.2	Transversal Issues.....	41
3.4.3	Social Welfare	46
3.4.4	Education	46
3.4.5	Safety and Security	46
3.4.6	Sports and Recreation.....	48
3.4.7	Arts and Culture	49
3.4.8	Disaster / Risk Management	49
3.4.9	Environmental Management	50
3.4.10	Municipal Health	51
3.5	MUNICIPAL TRANSFORMATION AND ORGANISATIONAL TRANSFORMATION PRIORITY	52
3.5.1	Institutional Transformation and Restructuring	51
3.6	GOOD GOVERNANCE AND PUBLIC PARTICIPATION.....	54
3.6.1	Powers and Functions.....	54
3.6.2	Service Delivery Standard (Batho-Pele Principle).....	56
3.6.3	Performance Management.....	56
3.6.4	Public Participation	60
3.6.5	Internal Audit	61
3.7	MUNICIPAL FINANCIAL VIABILITY AND MANAGEMENT.....	61
3.7.1	Financial Management.....	61
3.7.2	Intergovernmental Fiscal Transvers	63
3.8	COMMUNITY AND STAKEHOLDERS PRIORITY ISSUES	63
4.	<u>STRATEGIC PHASE</u>	71
4.1	VISION	73
4.2	MISSION.....	73

4.3	CORE VALUES	73
4.4	DEVELOPMENT PRIORITIES	73
4.5	DEVELOPMENTAL STRATEGIES	78
4.6	INSTITUTIONAL CHALLENGES AND SWOT ANALYSIS	80
5.	<u>MUNICIPALITY GOALS, OBJECTIVES AND MEASURES</u>	81
5.1	BASIC SERVICE DELIVERY	81
5.2	LOCAL ECONOMIC DEVELOPMENT	83
5.3	SOCIAL DEVELOPMENT.....	85
5.4	MUNICIPAL TRANSFORMATION AND ORGANISATIONAL TRANSFORMATION	87
5.5	GOOD GOVERNANCE AND PUBLIC PARTICIPATION	99
5.6	MUNICIPAL FINANCIAL VIABILITY AND MANAGEMENT.....	90
6.	<u>INTEGRATED PLANS</u>	91
6.1	OPERATIONAL 5 YEAR IMPLEMENTATION PLAN.....	91
6.2	5 YEAR FINANCIAL PLAN.....	91
6.3	CAPITAL INVESTMENT PROGRAMME	91
6.4	INTEGRATED SPATIAL DEVELOPMENT FRAMEWORK	91
6.5	INTEGRATED SOCIO-ECONOMIC PROGRAMME/PLAN	91
6.5.1	LED	91
6.5.2	Tourism	91
6.5.3	HIV/AIDS.....	91
6.5.4	Gender and Equity	91
6.6	INTEGRATED WATER SERVICES DEVELOPMENT PLAN	92
6.7	INTEGRATED ENVIRONMENTAL PROGRAMME/PLAN.....	92
6.8	INTEGRATED INSTITUTIONAL PROGRAMME PLAN.....	92
6.9	DISASTER MANAGEMENT PLAN.....	92
6.10	PERFORMANCE MANAGEMENT, MONITORING AND EVALUATION SYSTEM.....	92
7.	<u>PRIORITY ISSUES/ PROGRAMME AND PROJECTS</u>	93
8.	<u>SELF ASSESSMENT AND KEY LEARNING POINTS OF THE PLANNING PROCESS</u>	141
9.	<u>ANNEXURES</u>	141
10.	<u>REFERENCES</u>	141

ACRONYMS

ABET	: Adult Based Education and Training
ASGI-SA	: Accelerated and Shared Growth Initiative of South Africa
CBD	: Central Business District
CDWs	: Community Development Workers
DALA	: Department of Agriculture and Land Administration
DBSA	: Development Bank of Southern Africa
DCSR	: Department of Culture, Sports and Recreation
DEAT	: Department of Environmental Affairs and Tourism
DEDP	: Department of Economic Development and Planning
DHSS	: Department of Health and Social Services
DLGH	: Department of Local Government and Housing
DMA	: District Management Area
DME	: Department of Minerals and Energy
DOE	: Department of Education
DORT	: Department of Roads and Transport
DSS	: Department of Safety and Security
DWAF	: Department of Water Affairs and Forestry
EDM	: Ehlanzeni District Municipality
EMS	: Environmental Management System
EPWP	: Expanded Public Works Programme
ESKOM	: Electricity Supply Commission
FBS	: Free Basic Services
FET	: Further Education and Training
FIFA	: Federation of International Football Associations
GDP	: Gross Domestic Product
GIS	: Geographic Information System
GDS	: Growth and Development Summit
HDI	: Historically Disadvantaged Individual
HRD	: Human Resource Development
ICC	: International Conference Centre
IDP	: Integrated Development Plan
ISDF	: Integrated Spatial Development Framework
ISRDP	: Integrated Sustainable Rural Development Program
IWMP	: Integrated Waste Management Plan
KMIA	: Kruger Mpumalanga International Airport
KNP	: Kruger National Park

KPI	: Key Performance Indicator
LED	: Local Economic Development
LRAD	: Land Reform for Agricultural Development
MAM	: Multi Agency Mechanism
MDG	: Millennium Development Goals
M&E	: Monitoring and Evaluation
MFMA	: Municipal Finance Management Act no. 56 Of 2003
MIG	: Municipal Infrastructure Grant
MLM	: Mbombela Local Municipality
MPCC	: Multi Purpose Community Centre
MRTT	: Mpumalanga Regional Training Trust
MSA	: Local Government Municipal Systems Act no. 32 of 2000
NDOT	: National Department of Transport
NEMA	: National Environmental Management Act no.
NEPAD	: New Partnership for Africa's Development
NSDP	: National Spatial Development Perspective
PGDS	: Provincial Growth and Development Strategy
PPP	: Public Private Partnership
PMS	: Performance Management System
RLCC	: Regional Land Claims Commission
RSC	: Regional Service Council levies
SASSA	: South African Social Security Agency
SDF	: Spatial Development Framework
SDI	: Spatial Development Initiatives
SMMEs	: Small Medium Micro Enterprises
SWOT	: Strength, Weaknesses, Opportunity and Threat
WSDP	: Water Services Development Plan

FOREWORD

This year marks the second year into our era of HOPE. It also is the second year of the second phase of an organized local government in South Africa. A lot of lessons have been learnt in the past and we are still determined for “a better life for all the people of Ehlanzeni” The year 2006 afforded us an opportunity to fuse into Local Government and the challenges it is faced with particularly those of delivering services to the Electorate. We must admit, it was never a smooth sailing as most of us would have wished it to be. Like any other institution we had our challenges and what remains to be admired is the fact that we are still a united people as proclaimed by our motto:”Ehlanzeni ...Simunye!”

In August 2006 we had the honor of hosting the Deputy President, Phumzile Mlambo-Ngcuka at an Imbizo that was held in Mbombela and Bushbuckridge Local Municipalities. This program afforded us a wonderful opportunity in strengthening our relationship with the masses. It gave us a practical example of how a Democratic Leadership should discharge its responsibilities. Throughout these engagements, our people have been registering their concerns and expectations from this Government. It is from engagements like this one on which our planning is based. One practical example from the list of 48 issues raised during this Presidential Imbizo was the installation of traffic lights at Marite after a genuine concern by an old man was registered in this sitting. This and some other operations seek to display the type of a relationship that exists between Government and the people it serves.

Apart from the consultations driven by the Presidency, we managed to initiate and successfully host our own summit with all our stakeholders addressing different issues. The first one was the Ehlanzeni Crime Summit which was aimed at highlighting the scourge of crime in the region. The summit went on to register some recommendations for implementation by all stakeholders in the government and business sectors. What remained significant enough was the fact that our people are prepared to tackle crime head on. The second one after this was the Tourism Student Summit which targeted our youth who are taking Tourism as a Course at School Level. This Summit did not only highlight career opportunities to the learners but gave them an opportunity to meet and engage with people who are making a mark in the Tourism Business.

We have shown our commitment to making this institution a platform for economic development to all members of the public by launching the Ehlanzeni District Economic Voice. This publication is a clear illustration of our endeavors to improving the economic status of the region. It gives all the success stories about our people in business and can

thus be viewed as a viable marketing tool to our emerging entrepreneurs. It is an informative publication which highlights current business trends and techniques. Like we said in 2006, we are still saying even today - **"Ehlanzeni will never be the same again..."** This undertaking will never be realised if we are not pulling in the same direction and in unison making a call for the co operation of every one in the government business.

This pulling together was witnessed in the manner in which our 2007 Provincial Heritage Day, hosted by Ehlanzeni, was celebrated. This provincial event was strategically coined to the unveiling of the Ehlanzeni Cenotaph Project along the N4 toll route in Matsulu. The pulling together by Government Departments, Local Municipalities, Community Structures and all affected gave us an indication of how strong our relations are with all our stakeholders. This program did not only display Intergovernmental Relations strengths but also helped in painting the picture of the price at which our Democracy was paid. It is in honor of these Freedom Fighters whose names have been engraved on the Ehlanzeni Cenotaph that we will continuously strive for a better tomorrow, hence we say: "Ehlanzeni will never be the same again...!"

Apart from all the gains, we also experienced tremendous losses in the passing on of Ehlanzeni District Municipality's Speaker, Councillor Thandiwe Dilebo. The passing on of two Speakers of Thaba Chweu Local Municipality, respectively, Councillors Mary Ward and Smangaliso Langa. The passing on of Councillor Jeri Mhlongo and Councillor Gertrude Manana from Mbombela Local Municipality. In our hearts, their names are engraved as people who sacrificed a lot to take us where we are today. May their souls find a peaceful place to rest as we marshal on the course for total human emancipation.

May the year ahead bring about change and stability to all the people of Ehlanzeni.

.....
C MKHONTO
EXECUTIVE MAYOR

EXECUTIVE SUMMARY

The year 2005 marked a new year for our second decade of democracy with lessons learnt in the previous decade of our freedom. We have renewed courage and energy that should be taking our Integrated Development Plan to another level. We must together approach the second decade of freedom as part of the progress to reduce the legacy of poverty and under development. We are pleased to have successfully completed the 2008/2009 review with new innovation and encouragement from the communities and stakeholders.

The challenges with the alignment of the provincial growth and development strategy (PGDS) the National Development Perspective, the Growth and Development Summit resolutions and agreements (GDS) and sectional plans still exists.

The analysis phase of this document has ensured and acknowledged that information from the aforementioned National and Provincial programmes and plans have been incorporated and well captured. The need to improve on our data to ensure that the IDP planning process is well informed especially with regard to spatial and statistical information is acknowledged hence beside reference to the Stats SA data, reference is also made to data collected by Local Municipalities in the analysis phase.

The strategic phase of the document has captured the outputs of our strategic workshop being the improved version of our vision and mission and developmental strategies developed with our stakeholders and social partners to ensure support and give effect to service delivery in the district.

The project phase of the document reflects all projects designed to respond to issues raised and captured during the community level analyses (public participation process and IDP rep forum meetings). Due to lack of adequate resource allocation, there are budgetary constraints that sometimes inhibit our service delivery programmes to satisfy the needs. All projects to be implemented by both national and provincial sector departments have been captured under the project phase.

Updates and progress on implementation of this Integrated Development Plan will be conducted on a regular basis and regular feedback will be communicated through the respective IDP Structures.

We wish to take this opportunity and thank the community, all stakeholders, role players and participants in our municipal affairs for giving us their enthusiastic and courageous support during the review of our Integrated Development Plan.

H M MBATHA
MUNICIPAL MANAGER

1. DISTRICT OVERVIEW

1.1 GENERAL BACKGROUND

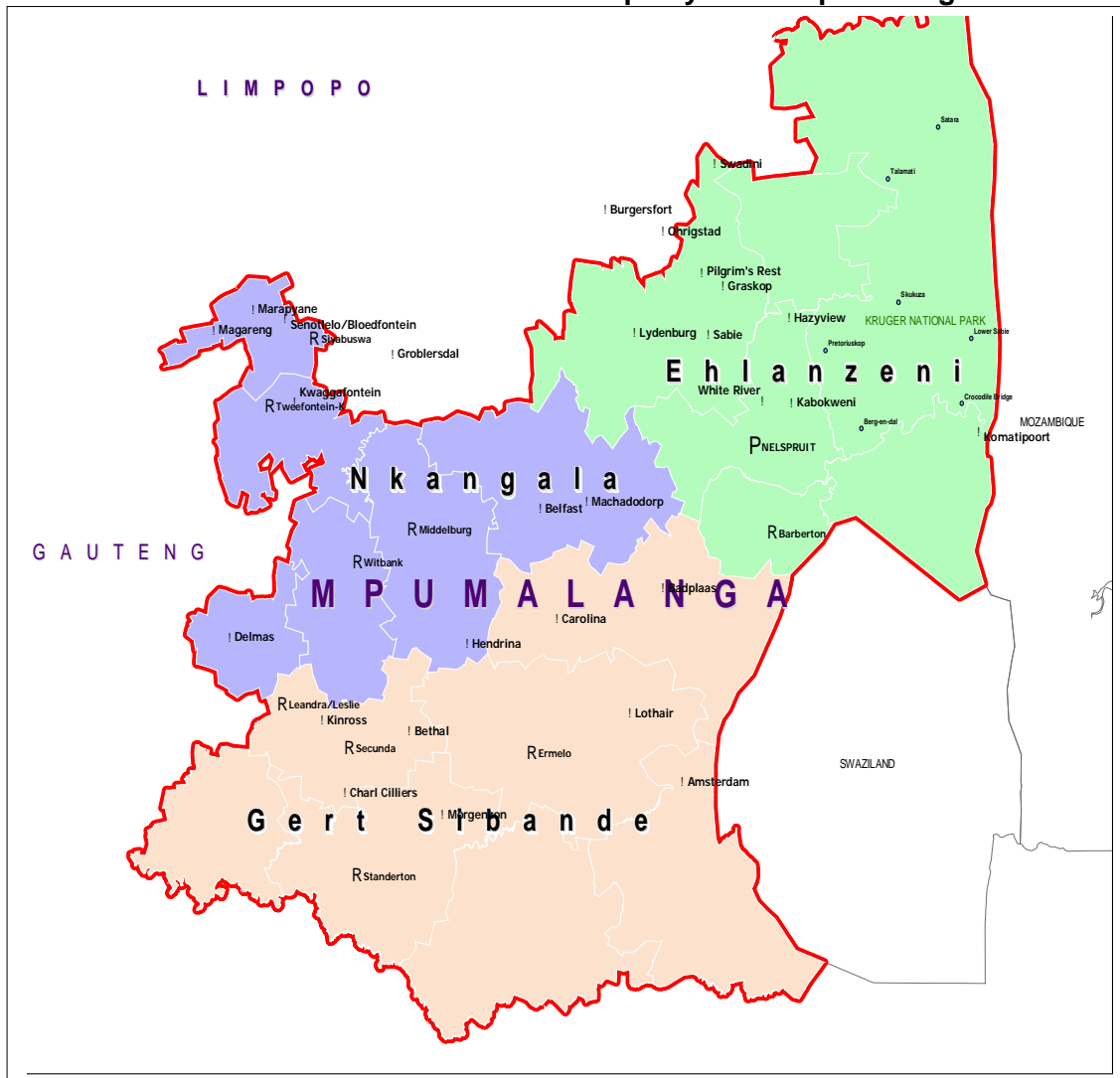
1.1.1 Location

The Ehlanzeni District Municipality is situated in Mpumalanga Province being the most eastern district within the Province. The District is bordered by Mozambique in the east and Swaziland and Gert Sibande District in the south, Mopani and Sekhukhune Districts of Limpopo in the north and Nkangala District Municipality in the west.

The municipality comprises of five local municipalities i.e Thaba Chweu, Mbombela, Umjindi, Nkomazi, Bushbuckridge (an ISRDP- Integrated Sustainable Rural Development Program- Presidential Node) and the southern part of the Kruger National Park being a District Management Area (DMA). The map on the next page illustrates the current composition of the District and its spatial location. The District's total area coverage is 27895.47 square kilometers.

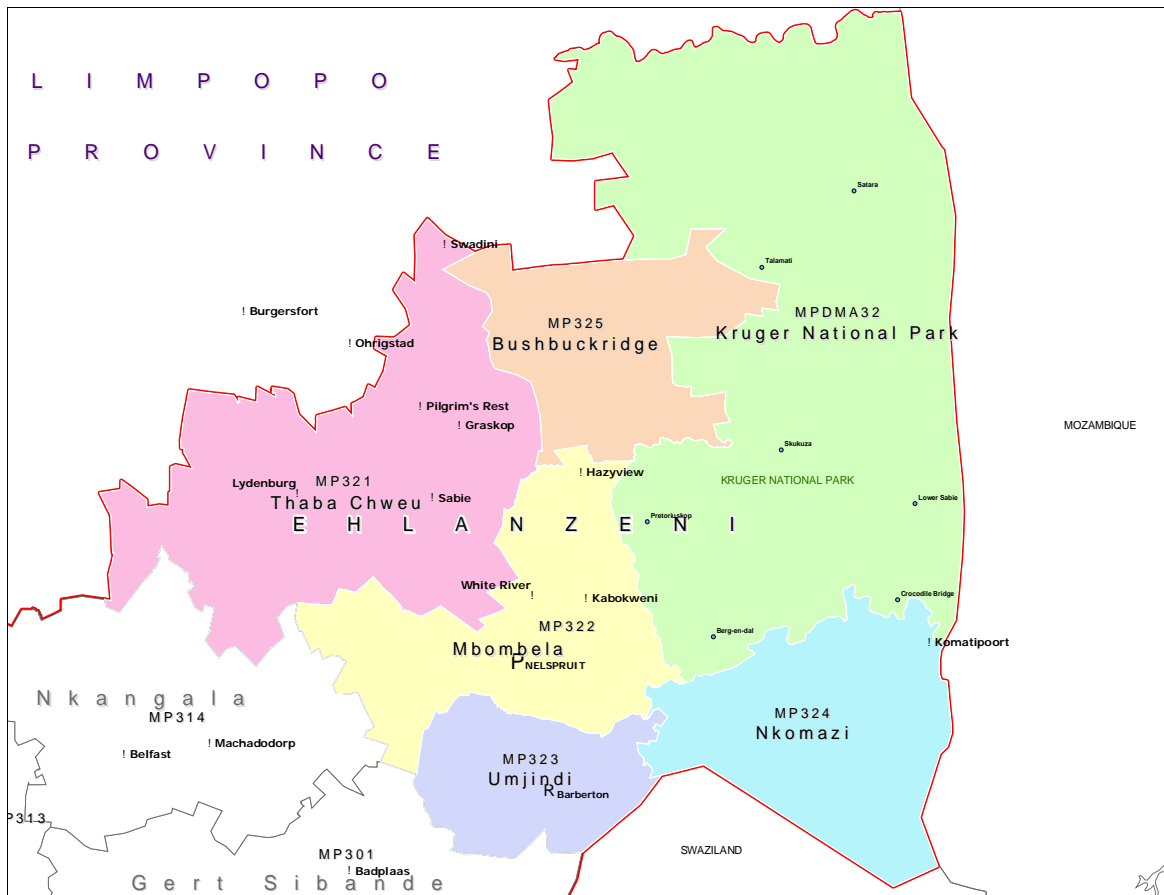
The district forms part of the Mpumalanga Province and its centre Nelspruit is also the Provincial capital of the province. The N4 Maputo corridor transverse the District from the east in Maputo harbor (Mozambique) to Gauteng province in the west and the R40 Maputo sub-corridor transverse the district from Barberton in the south linking Swaziland to Phalaborwa (Limpopo Province) in the north.

MAP 1: Location of Ehlanzeni District Municipality in the Mpumalanga Province



Source: Ehlanzeni District Municipality: GIS Unit

MAP 2: Location of the five local municipalities and DMA southern part of Kruger National Park, which forms the Ehlanzeni District Municipality



Source: Ehlanzeni District Municipality : GIS Unit

Table 1: Area coverage of the Municipalities in the District

MUNICIPALITY	AREA KM ²
Bushbuckridge	2 589.59
Mbombela	3 411.75
Nkomazi	3 240.37
Thaba Chweu	5 719.06
Umjindi	1 745.38
District Management Area	11 189.32
Ehlanzeni District Municipality	27 895.47

Source: Demarcation Board GIS Spatial data files (December 2005)

Table 2: The table below reflects the categories of land usage in district.

LAND USE	% OF EHLANZENI
Forest and woodlands	39.11
Thicket Bush	24.85
Grassland	12.02
Cultivated land	8
Commercial Dryland cultivation	1.77
Semi-commercial / Subsistence	1.18
Permanent commercial dryland	0.4
Permanent commercial irrigated	0.6
Temporary commercial irrigated	1.77
Forests and Plantations	11.39
Degraded natural vegetation	3.04
Mining, quarries and urban	1.21
Water bodies	0.14

Source: Ehlanzeni District Municipality Spatial Development Framework

1.1.2 Socio Economic Profile

Table 3: Demographics

Municipality	Population as at 2006 Projections (assuming low HIV/AIDS Impact)	Population as a % of the district figure
Bushbuckridge	562,062	34.6%
Mbombela	534,062	32.9%
Nkomazi	376,151	23.2%
Thaba Chweu	91,374	5.6%
Umjindi	57,672	3.6%
*MPDMA32	2695 (As at 2001 census)	0.2%
Ehlanzeni District Municipality	1 624 100	100%

Source: Ehlanzeni District Municipality HIV/AIDS Strategy

1.1.3 Population size

The Table below illustrates the population projections per Local Municipality at Ehlanzeni District Municipality.

Table 4: Population Growth Projections for Ehlanzeni District with Low and High HIV/AIDS

Municipality	Annual Projections 2001-2006				5 Year Projections 2011-2021		
	2001 Census	2004	2005	2006 *After Re- Demarcation	2011 *After Re- Demarcation	2016 *After Re- Demarcation	2021 *After Re- Demarcation
*Bushbuckridge: Low	499,699	536,233	548,996	562,062	621,921	677,583	737,550
* High	499,699	525,309	534,135	543,108	549,245	553,255	554,582
Mbombela: Low	474,806	509,520	521,647	534,062	593,415	648,461	707,918
High	474,806	499,141	507,526	516,052	550,479	570,867	577,751
Nkomazi: Low	334,416	358,866	367,407	376,151	417,955	456,725	498,602
High	334,416	351,555	357,461	363,467	387,714	402,074	406,922

Municipality	Annual Projections 2001-2006				5 Year Projections 2011-2021		
	2001 Census	2004	2005	2006 *After Re-Demarcation	2011 *After Re-Demarcation	2016 *After Re-Demarcation	2021 *After Re-Demarcation
Thaba Chweu: Low	81,236	87,175	89,250	91,374	101,529	110,947	121,120
High	81,236	85,399	86,834	88,293	94,183	97,671	98,849
Umjindi: Low	53,743	57,672	59,045	60,450	67,168	73,399	80,129
High	53,743	56,497	57,447	58,412	62,308	64,616	65,395
MPDMA32	2,695						
Ehlanzeni: Low	944,699	1,013,769	1,037,896	1,624,100	1,797,067	1,957,904	2,131,179
High	944,699	993,116	1,009,801	1,569,332	1,587,065	1,598,651	1,602,488

Source: Stats SA 2001

Table 5 : 2006 Percentage Population distributions per municipality

Municipality	Population as at 2006 Projections (assuming low HIV/AIDS Impact)	Population as a % of the district figure
Bushbuckridge	497 958	34.6%
Mbombela	476 593	32.9%
Nkomazi	376 151	23.2%
Thaba Chweu	81 679	5.6%
Umjindi	53 744	3.6%
*MPDMA32	376 151	0.2%
Ehlanzeni	1,624,100	100%

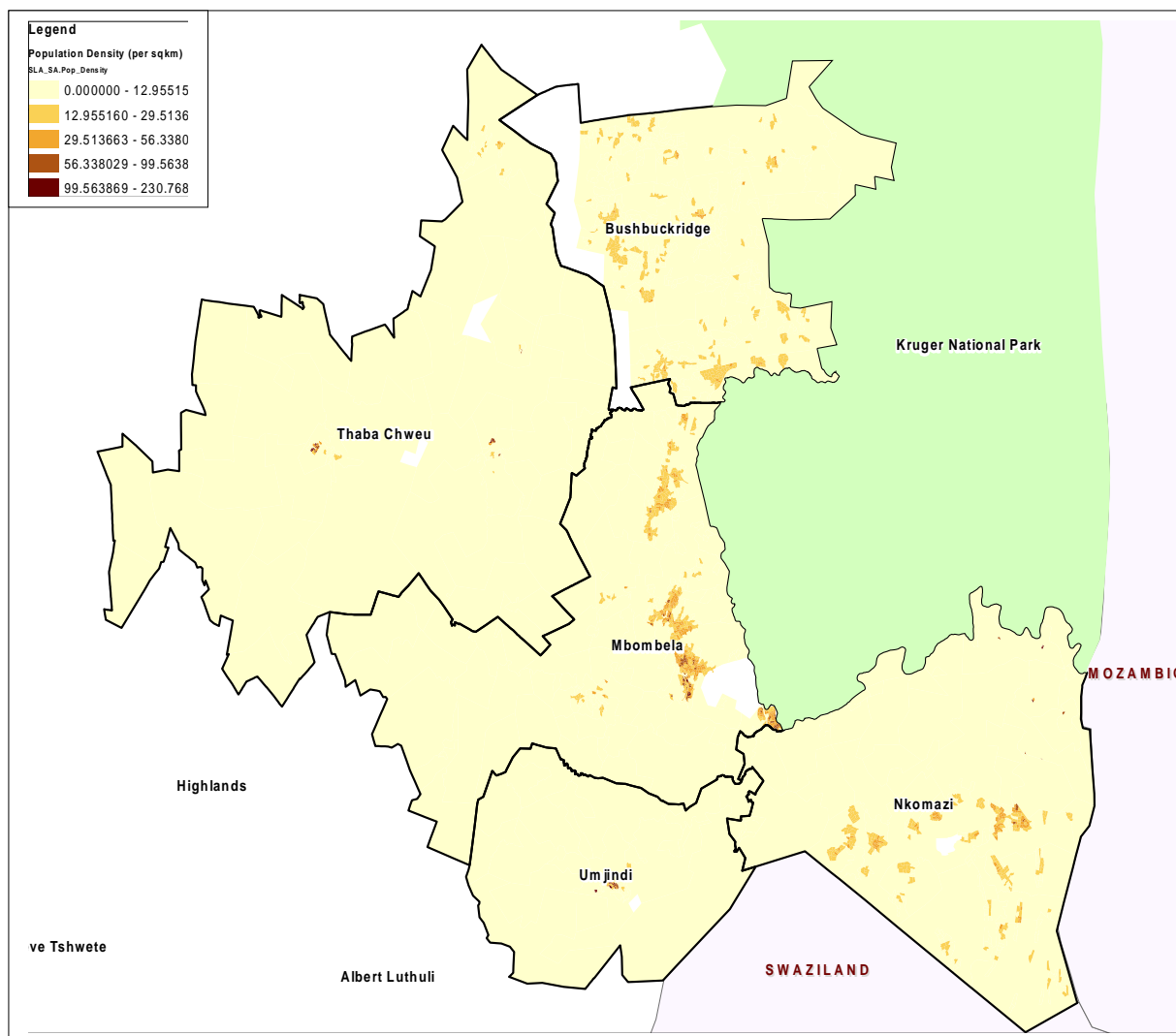
Source: Stats SA 2001

Table 6 : Population Distribution in terms of ethnic groups per Local Municipality.

Municipality	African / Black	Coloured	Indian / Asian	White	Total
Bushbuckridge	496 712	800	92	354	497 958
Mbombela	443 653	3 809	1 540	27 591	476 593
Nkomazi	357 901	572	1 150	16 528	376 151
Thaba Chweu	70 291	1 610	301	9 477	81 679
Umjindi	47 648	843	521	4 732	53 744
MPDMA Kruger Park	2 120	4	6	525	2 655

Source: Stats SA 2001

MAP 3: Population Density of Ehlanzeni District Municipality



Source: Ehlanzeni District Municipality GIS Unit

1.1.4 Economic Analysis in Ehlanzeni District Municipality

Table 6 : Socio-Economic Profile – Unemployment

Geographical Area	Year	Total employment	Total Unemployment	Total Labour Force
Bushbuckridge	2005	53 247	78 393	131 640
Mbombela	2005	159 353	56 876	216 229
Nkomazi	2005	48 932	36 878	85 809
Thaba Chweu	2005	37 766	7 602	45 368
Umjindi	2005	25 775	5 086	30 861
MPDMA32	2005	2 430	497	2 928
Ehlanzeni	2001	313 832	162 130	475 962
	2005	327 502	185 333	512 835
Mpumalanga	2001	787 769	433 658	1 221 427
	2005	819 942	496 922	1 316 864
South Africa	2001	10 484 913	6 588 601	17 073 515
	2005	11 556 075	7 383 844	18 939 919

Ehlanzeni District has an unemployment rate of 36,1%. This is in comparison to:

- the Provincial Unemployment rate of 37,7% and the national figure of 39%;
- Ehlanzeni District gained 36,900 jobs during the period 2001 to 2005;
- Ehlanzeni District has an unemployment rate of 36.1% which is in comparison to the provincial unemployment rate of 37.7% and the national figure of 39%.

2. IDP PLANNING PROCESS

The current process been undertaken by the district Municipality is in terms of section 34 of the Local Government Municipal Systems Act 32 of 2000. Provisions of this section require a Municipality to review and amend its integrated development plan in accordance with an assessment in terms of section 41 of the Local Government Municipal Systems Act 32 of 2000 and to the extent which changing circumstances so demand.

The current 2007/2008 Integrated Development Plan has been approved by Council per council resolution A116/2007. Most sector plans to the IDP and institutional arrangement were developed during the year 2007 to fast track project implementation.

2.1 PROCESS PLAN AND DISTRICT FRAMEWORK

Ehlanzeni District Municipality Council has approved a process plan that guides the review of the IDP as part of complying with the provision of Chapter five of the Local Government Municipal Systems Act 32 of 2000 on the 27/11/2007(Ratification of the approval done by the Executive Mayor) The council, through the process plan, has approved the structures reflected in 4.1 as structures that will perform the functions as listed in that table. The table below illustrate the flow of events in terms of time frames in line with the District IDP framework that guide integration and alignment between all the Municipalities of the district. An integrated development plan in terms of subsection (1) or (3) of section 25 of the Local Government Municipal Systems Act 32 of 2000 states that a Municipality must within 14 days of the adoption of its integrated plan

- (a) give notice to the public.
 - (i) of the adoption of the plan and
 - (ii) that copies of or the extract from the plan are available for public inspection at specified places and
- (b) Publicise a summary of the plan.

Section 26 of the Local Government Municipal Systems Act 32 of 2000 states that the core components of an integrated development plan are:

- a. The Municipal council's vision for the long-term development of the Municipality with special emphasis on the Municipality's most critical developments and internal transformation needs.

- b. An assessment of the existing level of development in the Municipality's which must include an identification of communities, which do not have access to basic Municipal services.
- c. The council's developmental priorities and objectives for its elected term including its local economic development aims and its internal transformation needs.
- d. The council's developmental strategies which must be aligned with any National and Provincial sectoral plans and planning requirements binding on the Municipality in terms of legislation.
- e. A spatial developmental framework, which must include the provision of basic guidelines for a land use management system for the Municipality.
- f. The council's operational strategies.
- g. An applicable Disaster management plan.
- h. A financial plan and capital investment plan for at least the next three financial years.
- i. Key performance indicators and performance targets determined in terms of section 41 Act 32 of 2000.

Table 7 : Action Program and Time Frames for the IDP Process

PHASE	ACTION	VERY LATEST DATE TO START	VERY LATEST DATE FOR FINALISATION
Institutional Processes	Process, Structures, etc	1 July 2007	31 August 2007
Phase One	Analysis	1 August 2007	30 November 2007
Phase Two	Strategies	03 December 2007	31 December 2008
Phase Three	Projects	1 February 2008	29 February 2008
Phase Four	Integration	1 March 2008	31 March 2007
Phase Five	Approval	1 March 2008	31 March 2008
Assessment	According to Systems Act and its regulations		
Monitoring and evaluation	On a continuous basis according to the Monitoring Plan		

In terms of the approved District Framework, all municipalities within the Ehlanzeni District have agreed to adhere to the following time frames of different phases for the IDP process in the District.

Table 8 : The table below indicates areas and time frames for alignment purposes between the District and its Local Municipalities

PHASE	STEP	TIMING	ALIGNMENT ACTIVITY	LOCAL MUN	DISTRICT MUN	LOCAL GOVT./ OTHER SPHERES
Preparation		30/08/07	Approval of the Framework Plan and Process Plans for IDP Revision	X	X	
1	1/7	21/11/07	Information on Priority Issues to District Council	X		
2	2/3	19/01/08	Joint decision on Localized Strategic Guidelines (local level)	X	X	X
	2/7	26/01/08	District-level Strategy Workshop	X	X	X
3	Through-out	10/2007 – 03/2008	Technical inputs to project planning			X
4	4/3	01/03/08	Sector Programmes under responsibility of provincial/ national sector departments			X
5	After Phase 4	15/03/08	Submission of draft IDP for noting, comment and publishing, together with draft municipal budgets.	X	X	X
	5/2	20/03/08	Horizontal co-ordination (inter-municipal)	X		
	5/5	March 2008	Comment on IDP draft	X	X	X
	5/6	March 2008	Compiling District-level Summary of Local IDPs		X	
		31/03/08	Final adoption of IDP by Municipalities	X	X	
		30/06/08	All final submissions of budgets and IDPs to National Treasury, MECs, etc	X	X	

2.2 INSTITUTIONAL ARRANGEMENTS AND STRUCTURES

The Ehlanzeni District Municipality has established the structures as indicated below during 2007 in order to fulfil its developmental mandate in terms of chapter 5 of the Local Government Municipal Systems Act 32 of 2000. The established structures has been retained for the purpose of the current review.

The table below illustrates the structures and the responsibilities allocated to the different units of the District Municipality for the implementation of activities as outlined in the IDP process plan.

Table 11 : The table indicates the Institutional Arrangements, Structures and the roles and responsibilities of the structures

STRUCTURE	TERMS OF REFERENCE / ROLES & RESPONSIBILITIES
IDP Representative Forum	<ul style="list-style-type: none"> § Inform interested groups, communities and organisations, on relevant planning activities and their outcomes; § Analyse issues, determine priorities, negotiate and reach consensus; § Participate in the designing of project proposals and monitoring;
IDP Technical Committee	<ul style="list-style-type: none"> § Provides terms of reference for the various planning activities § Commissions research studies § Considers and comments on:

STRUCTURE	TERMS OF REFERENCE / ROLES & RESPONSIBILITIES
	<ul style="list-style-type: none"> ∅ Inputs from sub-committee/s, study teams and consultants ∅ Inputs from provincial sector departments and support providers
Ward Committees	<ul style="list-style-type: none"> § Link the planning process to their constituencies and/or wards. § Be responsible for organising public consultation and participation. § Ensure the annual business plans, and municipal budget are linked to and based on the IDP.
IDP Manager	<ul style="list-style-type: none"> § Act as a champion in the co-ordination, drafting and compilation of the IDP § Prepare, monitor and evaluate progress in terms of the Process Plan and District Framework Plan; § Undertake the overall management and co-ordination of the planning process; § Ensure that all relevant actors are appropriately involved; § Ensure that the time frames are being adhered to; § Nominate persons in charge of different roles; § Be responsible for the day-to-day management of the drafting process; § Ensure that planning process is participatory, strategic and implementation oriented and is aligned and satisfy sector planning requirements § To liaise with IDP Steering Committee on matters regarding the planning process within municipalities;
IDP Managers Forum	<ul style="list-style-type: none"> § Convene on a monthly basis at a time and place as agreed upon at their first meeting; § Submit monthly progress reports according to a format as stipulated by the forum; § Ensure horizontal alignment between the District Municipality and between local municipalities within the district; § Ensure vertical alignment (through the Office of the Premier and Department Local Government as official point of entry) between municipalities in the Ehlanzeni District and Provincial Government as well as National Government where relevant; § The District IDP Manager will chair the meetings and the secretariat function will be clarified at their first meeting.
Project Steering Committee	<ul style="list-style-type: none"> § Act as a mouthpiece of the community in the implementation of projects
Council	<ul style="list-style-type: none"> § Approves all plans and structures for the IDP.

2.3 **IDP PROCESS OVERVIEW: THE EVENT CENTERED APPROACH**

2.3.1 **Analysis Phase**

The District Municipality's assessment of the level of development is clearly articulated in the Socio Economic Factors and summary of backlogs. During the analyses phase, the District Municipality and its Local Municipalities embarked on a process of developing Community Based Plans (CBP) for all wards.

Community meetings were held for each ward as part of consultation on matters and issues that affect communities at their level for the development of each Community

Based Plan. The Community Based Plans were then consolidated at a Local Municipal level into Municipal context that informs the Municipality of the needs. The municipal needs are consolidated into a district perspective of issues at a District level. The process has been started by the District and GTZ from 10 to 12 September 2007.

All Local Municipalities have drafted programmes to roll out the CBP process from 1 September 2007 to 30 November 2007. Existing data within the District Municipality and the Mpumalanga Province have also being referred to and used in the compilation of the analyses phase as reflected in chapter 5 of this document.

2.3.2 Strategy Phase

In terms of the previous IDP document the District Municipality did develop developmental strategies to direct project implementation. The strategic planning session on the 19 and 20 September 2007 has reviewed the vision, mission and the strategic objectives of District. The strategic planning workshop also develops strategic goals for the District and some of the strategies are National and Provincial strategies that have been localised to suit the District as reflected in chapter 6 of this document. During the period of December 2007 and January 2008 all directorates with the municipality were engaged and advocated to go on departmental strategic planning sessions. The district further participated in most of the strategic planning sessions of the provincial departments to vertically aligned local plans to the provincial plans. A further strategic planning session was held to refine the current set objectives and the key performance areas and indicators in line with the Project Consolidate and the 5 year Local Government Agenda.

2.3.3 Project Phase

Projects have been identified and designed in line with the District Municipality's priority issues as identified in section 5 of this document. Projects identified and approved by both National and Provincial Sector Departments have also been included. A detailed spreadsheet of all proposed funded and unfunded projects are contained in chapter 9 of this document.

2.3.4 Integration phase

The status on the development of District IDP sector plans are clearly articulated in chapter 8 of this document and reflected as annexure to this document in chapter 11. The institutional arrangements as reflected on the process plan have been effective

in terms of integration at all level. In addition, the established IGR structures also assisted to align and integrate planning and project implementation.

2.3.5 Approval phase

All the Local Municipalities of Ehlanzeni District will have their 2008/2009 IDPs reviewed and approved by the end of May 2008. The District's IDP document was reviewed and adopted/considered by council at its sitting on 1 April 2008 and the final IDP document will be approved by council at the end of June 2008 after consideration, comments and inputs from members of the Public.

3. MUNICIPAL CONTEXT AND PRIORITY ISSUES

3.1 SERVICE DELIVERY PRIORITY ISSUES

The table below illustrates the Municipal context and priority issues as defined and categorised in terms of the key performance areas of Project Consolidate. “Project Consolidate” instituted by the Department of Provincial and Local Government (DPLG) is a hands on Local Government Support and Engagement Programme, which focuses on building the capacity of municipalities to perform their mandate. The overarching objective of this programme must be to deepen the thrust and impact of existing policy positions and imperatives on local government as outlined in the Constitution, the White Paper on Local Government and the various pieces of legislation (Local Government Municipal Systems Act and others). All local municipalities of Ehlanzeni District Municipality have been rated and categorised as Project Consolidate Municipalities. The programme focuses on particular support for municipalities in the following areas:

- ∅ Public empowerment, participation and community development
- ∅ Capacity building, systems, human resource development and improved organisational culture;
- ∅ Integrated human settlement development;
- ∅ Free Basic Services which target poor households, appropriate billing systems and the reduction of municipal debt;
- ∅ Local Economic Development, job creation, Public Works Programme and Municipal Infrastructure;
- ∅ Anti-corruption campaign;
- ∅ Special interventions in rural and urban development nodes, and those municipalities where provincial and national government has intervened according to provisions of section 139 of the Constitution; and
- ∅ Performance, Monitoring, Evaluation and communication.

The key performance areas are also in line with the 5(five) year strategic agenda initiated by the Department of Provincial and Local Government.

Table 9 : Municipal context and priority issues

SERVICE DELIVERY PRIORITY ISSUES		
No.	Key Performance Area	Priority issue
1	Basic Services	Water Infrastructure
		Sanitation
		Electricity [Electrification of Households]
		Roads and Storm water
		Waste Management and Refuse Disposal
		Transportation
		Housing
		Cemeteries
		Posts and Telecommunication
		Land Ownership
2	Local Economic Development	Tourism
		Agriculture
		Manufacturing
		Forestry
		Mining
		Provision of Service, Transport, Finance and Construction 2010 World Soccer Tournament
3	Social Development	Health
		HIV/AIDS
		Social Welfare
		Education
		Safety and Security (Police Station)
		Sports and Recreation
		Arts and Culture
		Disaster Management
		Environmental Management
		Municipal Health
INSTITUTIONAL PRIORITY ISSUES		
4	Municipal and Organisational Transformation	Training and Skills Development
		Staff Component and Appointments
		Organisational Infrastructure/Assets [Buildings, Tools and Equipment]
		Publicity (Marketing)
5	Good Governance and Public Participation	Service Delivery Standards (Batho Pele)
		Performance Management System
		Public Participation
		Internal Audit
6	Municipal Financial Viability and Management	Financial Management (Cost Recovery System and Income Generation)

3.2. INFRASTRUCTURE AND SERVICES

3.2.1. Water

Most of the rural areas form a large portion of Ehlanzeni District Municipality area of jurisdiction and many do not have full access to potable water. Lack of bulk and reticulation infrastructure in these areas aggravates the situation. Some local municipalities have not yet developed their indigent registers e.g. Bushbuckridge and Nkomazi and thus not capable of providing free basic water to the entire communities within their areas of jurisdiction. Certain rural communities have access to free water

(water taps without meters). The table below reflects the current status with regard to provision of free basic water across all the Local Municipalities including th DMA within the District.

Table 10 : Current free basic water within the District

Municipality	Number of house holds	Free basic water	
		Households	%
Bushbuckridge	164 600	34 566	21.0
Mbombela	156 309	107 088	68.5
Nkomazi	85 000	1 200	1.4
Thaba Chweu	29 746	10 381	34.9
Umjindi	14 459	7 010	48.5
DMA (KNP)	475	285	60
Ehlanzeni	450 114	160 245	35.6

Source: Ehlanzeni District Municipality Blue Print ofn water and sanitation 2006

The District has developed a water and sanitation Blueprint to guide projects implementation on matters relating to water and sanitation. Funding for operations and maintenance is a critical challenge to the district and its Local Municipalities, as these aspects are not quantified in the WSDP. All the Local Municipalities within Ehlanzeni District Municipality are water services authorities as published in the section 12 notice (2003). The Department of Water Affairs and Forestry is providing technical support to District and its Local Municipalities to develop/review their WSDPS. The table below reflects the status of water services in the Ehlanzeni District Municipal area.

Table 11 : Status of water services in the District.

MUNICIPALITY	TOTAL NO OF HOUSE-HOLDS	BELOW BASIC		BASIC		INTERMEDIATE/FULL	
		Households	%	Households	%	Households	%
Bushbuckridge	109 666	60 092	55	15 080	14	34 494	31
Mbombela	121 951	39 370	32	1 222	12	67 359	55
Nkomazi	75 554	29 653	39	16 567	22	29 334	39
Thaba Chweu	26 559	3 556	13	3 064	12	19 939	75
Umjindi	15 854	4 194	26	1 978	12	9 682	61
*MPDMA32	1 732	268	15	42	2	1 422	82
*Ehlanzeni	351 317	137 134	39	51 953	15	162 230	46

Source: Census 2001 Statistics SA Community Profiles Database - Recalculated to include new areas post 2006 re-demarcation

In terms of the Local Municipalities' backlogs, the figures as reflected above do not reflect the actual current Municipalities backlogs because the data was collected during the census 2001 and therefore outdated for proper and accurate planning

process. The table below reflects the current status quo as captured by Local Municipalities on water services.

Table 12 : Status of water services in Ehlanzeni District as per current information from the Blue Print on Water and Sanitation

MUNICIPALITY	NUMBER OF HOUSE HOLDS	BASIC SERVICE		FULL SERVICE		BELOW BASIC	
		Household	%	Household	%	House Hold	%
Bushbuckridge	164 600	26 336	16.0	16 954	10.3	121 310	73.7
Mbombela	156 309	40 232	25.7	24 299	15.5	91 778	58.7
Nkomazi	85 000	34 850	41.0	19 550	23.0	30 600	36.0
Thaba Chweu	29 746	2 588	8.7	14 398	48.4	12 760	42.9
Umjindi	14 459	1 465	10.1	7 010	48.5	5 984	41.4
DMA (KNP)	475	None	None	474	100	None	None
EHLANZENI	450 114	105 471	23.4	82 211	18.3	262 432	58.3

Source: Local Municipalities and Ehlanzeni District Municipality Water and Sanitation Blueprint

Table 13 : Reflects the cost implications to eradicate water backlogs and meet the 2010 target and the different sources for funding

Municipality	Own funding	MIG	Loans	Add Funding Required	Total
Bushbuckridge	37 697 601	3 532 695 90	75 710 000	256 247 183	722 924 374
Mbombela	72 932 025	258 371 264	132 034 872	596 159 912	1 059 498 073
Nkomazi	30 947 017	182 773 102	53 253 000	15 944 500	282 917 619
Thaba Chweu	13 276 000	36 019 432	40 000 000	0	89 295 432
Umjindi	10 000	28 850 000	0	28 990 000	57 850 000
DMA (KNP)	0	None	None	None	0
Total	154 862 643	859 283 388	300 997 872	897 341 595	2 212 485 498

Source: Ehlanzeni District Municipality Blueprint (2007)

3.2.2 Sanitation:

Majority of the people in the district are regarded as having below basic service of sanitation at 52.9% of the total households, 31.7% having basic service and 15.4 % having full service. The high number of below basic service for sanitation is a result of the vast rural areas and informal settlements across the district. In terms of the Ehlanzeni District Municipality Blue Print developed in 2005 an amount of R984 000 000 is required to address the sanitation backlog. In terms of the National millennium targets the District should have eradicated all sanitation backlogs by end of the current financial year (2008).

Table 14: Level of service with regard to sanitation in Ehlanzeni District

MUNICIPALITY	NUMBER OF HOUSE HOLDS	BASIC SERVICE		FULL SERVICE		BELOW BASIC	
		House Holds	%	House Holds	%	House Holds	%
Bushbuckridge	164 600	74 600	45.3	15 220	9.2	74 780	45.4
Mbombela	156 309	18 357	11.7	27 804	17.8	110 148	70.5
Nkomazi	85 000	46 750	55.0	4 250	5.0	34 000	40.0
Thaba Chweu	29 746	2 766	9.3	14 963	50.3	12 017	40.4
Umjindi	14 459	400	2.8	7 010	48.5	7 049	48.8
DMA (KNP)	474	474	100	None	None		
EHLANZENI	450 114	142 873	31.7	69 247	15.4	237 994	52.9

Source: Local Municipalities Ehlanzeni District(2007)

Table 15 : Indications of amount needed to eradicate the current sanitation backlog and meet the National millennium target

SANITATION	TOTAL
Bushbuckridge	R131 000 000
Mbombela	R440 000 000
Nkomazi	R275 000 000
Thaba Chweu	R 62 000 000
Umjindi	R 76 000 000
DMA (KNP)	0
TOTAL SANITATION	R984 000 000

Source: Ehlanzeni District Municipality Water and Sanitation Blue print

3.2.3 **Electrification of Households**

Most households in the district have access to electricity as a form of energy although there are still some limited households dependent on other forms of energy like gas, paraffin, solar and wood. The ratio of dependence on other forms of energy beside electricity is aggravated by the high unemployment rate within the district. In terms of the census 2001, 78,97% households have access to electricity and 21.03% do not have access. The majority of community facilities in the district lack electricity as a form of energy. Most schools, clinics, community halls and boreholes still depend on other forms of energy that are not reliable. There is a lack of reliable electricity as a form of energy in the rural growth points to stimulate development around these centers. There is a lack of floodlights / street lights to assist in the combatting of crime in most settlements. The table below illustrates the electricity backlogs as well as a programme to eradicate these backlogs

Table 16: Status of access to energy (electricity) within EDM

Municipality	Total no. of households	Below Basic		Intermediate / Full	
		Household	%	Household	%
Bushbuckridge	164 600	17 327	10.53	147 273	89.47
Mbombela	156 309	33 623	21.51	122 686	78.49
Nkomazi	85 000	31 516	37.08	53 484	62.92
Thaba chweu	29 746	6 630	22.29	23 116	77.71
Umjindi	14 459	5 749	39.76	8 710	60.24
DMA - KNP	1 732	180	10.39	1 552	89.61
EHLANZENI	451 846	95 025	21.03	356 821	78.97

Source: DME – World Class Minerals and Energy sectors for the benefit of all

Table 17: Plan to eradicate electricity backlogs

Municipality	Backlog	2006/2007	2007/2008	2008/2009	2009/2010	2010/2011
Bushbuckridge	17 327	5776	5891	6009		
Mbombela	33 623	6725	6859	6996	7136	7279
Nkomazi	31 516	6303	6429	6558	6689	6823
Thaba chweu	6 630	3315	3381			
Umjindi	5 749	2874	2932			
DMA(KNP)	18	180				
TOTALS	95 025	19397	25493	13554	13825	14102

Source: Department of Mineral and energy.

3.2.4 **Roads and Public Transportation**

The district has a well-developed road network, however the roads in the rural areas are predominately of poor conditions as gravel and partially tarred roads. Most of the tarred roads are not well maintained. Most internal streets in the rural areas are not tarred and make accessibility difficult during rainy seasons. There are more than one type of transportation within the district, the rail network transverse the entire district along the N4 Maputo corridor to Komatipoort and to the north along the R40 to Phalaborwa. The current railway system does not serve commuters between their places of employment and home. Majority of the commuters either use buses or taxis between their places of work and home or even to reach their other destinations.

The bus sector is more formalised and reliable in the entire district carrying more than 85% passengers, 500 route, 139 terminals and 338 buses for Buscor and 15 for Great North Transport. The taxi industry is semi-formalized and unregulated and unreliable accounting for less than 20% of the commuters with about 1200 registered vehicles, four Taxi associations and 165 metered taxis. The district also boasts the availability of an international airport the KMIA and the Nelspruit public airport. The Malelane, Skukuza and Mhlahlaha private airports also serve as other mode of transport links in the District. The district is currently developing an integrated

transport plan funded by the Provincial Department of Roads and Transport. Table 17 and 18 below illustrate the length of roads in all the local municipal areas of jurisdiction and the length of all the provincial and national roads in the EDM area
(Source: EDM Current Public Transport Record 2007)

Table 18: Length of Local Municipality roads within Ehlanzeni District

Code	Categories	Kilometers per Category						Total	Percentage
		Mbombela	Nkomazi	Thaba Chweu	Umjindi	Bushbuck-ridge			
BT	Tarred Public Commuter Transport Roads	189	28	43	21	145	281	6.4	
BG	Gravel Public Commuter Transport Roads	159	187	7	1	257	354	8.0	
AT	Tarred Access Roads	3	4	2	0	57	9	0.2	
AG	Gravel Access Roads	1	57	0	0	150	58	1.3	
MT	Tarred Main Streets	20	22	9	0	21	51	1.1	
MG	Gravel Main Streets	3	5	0	0	187	8	0.2	
ST	Tarred Streets	28	131	5	11	40	175	3.9	
SG	Gravel Streets	1 431	1 833	145	69	214	3 478	78.9	
Total Length in kilometers		1 834	2 267	211	102	1 721	4 414	100	

Source: Local Municipalities Ehlanzeni District (2007)

Table 19: Lengths of National and Provincial roads in Ehlanzeni

Code	Category	Kilometers per category					
		Mbombela	Nkomazi	Thaba Chweu	Umjindi	Bushbuckridge	Total
NT	National Tarred Roads	107	78	0	0	0	185
PT	Provincial Tarred Roads	406	397	229	81	98	1 113
PG	Provincial Gravel Roads	37	377	0	129	160	543
Total lengths in kilometers		550	852	229	210	258	1 841

Source: Local Municipalities Ehlanzeni District (2007)

3.2.5 Waste Management

An Integrated Waste Management Plan for Ehlanzeni District Municipality to an amount of R1 300 000 has been budgeted for, for the 2008/09 financial year as to comply to National and Provincial legislation.

A new landfill site for Mbombela Local Municipality has been developed at Tekwane and should be operational towards the beginning of 2009. All Mbombela Local Municipality's other landfill sites will be closed down and re-habilitated.

There is a need for a refuse compactor at Umjindi Local Municipality's landfill site as their machine is unrepairable. This will also lengthen the lifespan of the landfill site.

3.2.6 Housing

The demand for housing in rural areas is increasing. Home ownership is one of the most important issues in establishing stability in a community. The Department of Local Government and Housing is implementing or has embarked on implementing housing projects in the municipal area. In terms of the provincial survey conducted in January to July 2006 there is a backlog of 113000 houses provincially and the current backlog at district level stands at 95 000 and after 2006/2007 allocation the backlog stands at 85903 (refer to the Mpumalanga Spatial Development Perspective) Majority of people in the rural areas is living in a traditional form or informal type of houses. The mushrooming of informal settlement also contributes to the rise of housing shortage. The District has a challenge to develop human settlements in terms of the National Housing Strategy, which encourages housing people close to their places of employment.

Table 20: Data with regard to housing in the Ehlanzeni District Municipality

Municipality	Houses Completed		Houses to be completed	Expenditure		Projected Expenditure	Backlog (as at last census)
	2004-2005	2005-2006	2006-2007	2004-2005	2005-2006	2006-2007	
Bushbuckridge			39			869 800	1 002
Mbombela	1 553	2579	2 360	41 121 676	49 702 724	11 351 496	24 943
Nkomazi	2 028	1903	329	78 631 031	27 773 511	5 083 702	23 536
Thaba Chweu	388	707	2 534	11 399 634	10 184 834	2 149 784	7 428
Umjindi	252	429	1 915	5 812 577	4 279 706	844 148	6 181
DMA (KNP)	0	0	0	0	0	0	
Ehlanzeni	4 221	5618	7 177	136 965 918	91 940 775	20 298 930	63 090

Source: Department of Local Government and Housing

3.2.7 Cemeteries

An in-depth study regarding cemeteries in the area of Jurisdiction of Ehlanzeni District Municipality was conducted in 2003. Out of this study, Ehlanzeni District Municipality has identified a number of sites in three Local Municipalities out of the four namely Thaba Chweu, Nkomazi and Mbombela. These sites were fenced and access roads were upgraded.

The original goals were to provide enough space up to the year 2020. It seems the provisions made for the year 2020 was not enough due to a higher than expected death rate. This serves to indicate that the existing in-depth study must be urgently reviewed and updated to include Bushbuckridge Local Municipality as well.

3.2.8 Posts and Telecommunications

A majority of households living in the municipal area have access to basic communication infrastructure such as postal and telecommunication services. In terms of the Mpumalanga Spatial Development Perspective 91% of the population have access to telecommunication system. One of the goals for 2010 is to provide fan parks in the rural areas for the poorer communities to view the soccer tournaments and the challenge is to provide these parks with adequate network coverage. Currently the District and its Local Municipalities are in a process to identify suitable sites for these fan parks.

3.2.9 Land Ownership and Land Use Management

The municipality is predominately rural with most developments taking place around the urbanised areas. The municipalities face a number of challenges with regard to Land Ownership because most land is either under the authority of traditional leaders or belong to private individuals. Further challenges to the land issue are the finalisation of land claims that hinders developments across the entire district on areas earmarked for development. The municipalities require the implementation of a proper land use management system for the whole municipal area to resolve mushrooming of informal settlement in all the urban areas of the district. Traditional leaders need to be effectively consulted and engaged in addressing the land use management issue.

The table below provides an indication of the areas (not including Bushbuckridge Local Municipality) identified through the local and district municipality IDP process of 2003 to 2004 as priority areas of intervention.

Table 21: Land Tenure upgrading & Township Establishment Statistics:

Municipality	Settlements for Tenure upgrading & No. of stands that are Informal/Not proclaimed		Proposed Township Establishment	
			Township name	No. of Stands
Thaba Chweu	Leroro	± 800	Boomplaats	800
	Mashishing	± 720	Stasie	600
	Matibidi	± 1750	Boesek, Draaikraal, Versailles	

Municipality	Settlements for Tenure upgrading & No. of stands that are Informal/Not proclaimed		Proposed Township Establishment	
			Township name	No. of Stands
	Simile	± 1224		
	Harmony Hill	± 250		
Mbombela	Nsikazi	± 72, 609 (3423 being proclaimed)		
Umjindi	Emjindini	Total: 1400 (as in 2002 report)	Emjindini	
	Emjindini Trust		eMjindini Trust	
	Verulam		Verulam	
	Sheba Settlement		Louville	
	Moodies		Shiyalongubo	

3.3 ECONOMIC DEVELOPMENT

3.3.1 Local Economic Development

Ehlanzeni is strategically well positioned within an international, regional and Southern African context. Existing spatial development initiatives of a regional and local importance include the Maputo Development Corridor Spatial Initiative, the Tourism and Biodiversity corridor and the Limpopo Transfrontier Park.

3.3.1.1 The Maputo Development Corridor Spatial Development Initiative

This initiative provides Mbombela with the status of economic development node. The Corridor runs from Witbank in the Eastern South African province of Mpumalanga, through Nelspruit, to Maputo the capital of Mozambique. Investment targets the provision of infrastructure, agriculture, mining, energy, chemicals, tourism and manufacturing sectors.

The key infrastructure projects are the N4 Maputo Corridor toll road, the upgrading of the railway line from Ressano Garcia to Maputo, the upgrading of the Maputo Port, the dredging of the harbour and telecommunications. The transport axis between Gauteng, the industrial heart of South Africa, and Maputo offers the shortest link to an export harbour.

3.3.1.2 The Nelspruit- Phalaborwa SDI

The main road link will run from Phalaborwa to Nelspruit in the Mpumalanga province, where the SDI will join the Maputo Development

Corridor. The corridor aims to create better access between the port of Maputo and the mining potential around Phalaborwa in Limpopo Province. The following incentives also support the SDI:

- Ø The Bushbuckridge Local Municipality has been declared as an **ISRDP** (Integrated Sustainable Rural Development Programme) Node, which prioritises the area for special development incentives and funding from National Government;
- Ø The **Kruger to Canyons Biosphere**, which links the Blyde River Canyon with the Kruger National Park

3.3.1.3 The Limpopo Trans Frontier Park

The Kruger National Park is the largest game reserve in South Africa and covers some 20,000 square kilometres. It extends approximately 350 kilometres from north to south and approximately 60 kilometres from east to west. To the west and south of Kruger National Park are the provinces of Mpumalanga and Limpopo. In the north is Zimbabwe and to the east is Mozambique. The Kruger National Park is now part of **the Greater Limpopo Transfrontier Park** (with a total area of 35 000 square kilometres). This peace park links Kruger National Park with Gonarezhou National Park in Zimbabwe, and with the Limpopo National Park in Mozambique. Other areas of incorporation are Manjinji Pan Sanctuary and Malipati Safari Area in Zimbabwe, as well as **the area between Kruger and Gonarezhou**, the Sengwe communal land in Zimbabwe and the Makuleke region in South Africa. The Park is part of **the Kruger to Canyons Biosphere**, an area designated by the United Nations Education and Scientific Organisation (UNESCO) as an International Man and Biosphere Reserve.

The Giryondo Border Post between South Africa and Mozambique is provided north of the Ehlanzeni boundary with Limpopo.

3.3.1.4 The Tourism and Bio Diversity Corridor

The Tourism and Bio diversity corridor includes the parts of South-Eastern Mpumalanga, Northern Swaziland and Southern Mozambique and is closely associated with the Maputo Corridor Spatial initiative. It adds a further dimension to the Maputo corridor in the sense that it promotes the utilisation of the undeveloped tourism development potential in rural areas that house the poor communities. It also coordinates and integrates with agricultural led developments forming part of the Komati River Basin Development programme.

These initiatives span over international boundaries and are managed by international agreements. Although some of these initiatives are still in a very early stage of implementation it paves the way for regional as well as local development strategies and should be thoroughly taken into account in all levels of integrated development planning. Accessibility within the district and region needs to be enhanced to enable the optimal application of private and public investments. The regional and international accessibility of Ehlanzeni provides it with the necessary thrust to become an active roleplayer in the SADEC and global economy. The challenge with regard to local spatial planning lies in the utilization and provision of social and engineering infrastructure in a manner, which will support the above initiatives and enhance the comparative advantages of Ehlanzeni within the region.

3.3.2 Agriculture

Ehlanzeni District is characterised by a sub-tropical climate, which makes it an ideally suited region for the cultivation of subtropical, citrus and deciduous fruit such as mangoes, litchis, papaws, bananas, avocados, guavas, granadillas and tomatoes. Nuts, tobacco, wood and vegetables are other crops grown in the Ehlanzeni area. Agricultural activities compete with forestry in terms of the resource base.

The areas of Nelspruit, White River, Barberton and Bushbuckridge form the second largest citrus producing area in the country. The Barberton area is the largest irrigable area, which produces citrus, cotton, tobacco, wheat and vegetables. Ehlanzeni is also well suited for sugar, livestock and game farming.

According to Statistics South Africa's September 2005 labour force survey, Agriculture was the fourth highest formal employer in the province. **11.5%** of the province's formal employment. Employment within agriculture grew by close to 1% between March 2004 and March 2005 and we hope that this reversal in the trend of shedding jobs in this industry will continue.

Traditionally, agriculture has had a high labour absorption rate thus making it crucial in employment and poverty alleviation. It is spread around the province as follows:

- Fruit and forestry in the Ehlanzeni district;
- Animal and grain produce in the Gert Sibande district;
- Mixed farming in the Nkangala district.

3.3.3 Mining

Most of the province's gold is produced in Ehlanzeni district, mainly in the Barberton, Lydenburg and Pilgrim's Rest areas. The five mines operating in the Barberton area are: Agnes, Fairview, Consort, Makonjwaan Imperial open-cast and Sheba. The sector has contributed in the past decade to between 17-26% of the Provincial GDP. The years 2000 and 2001 were peaks as mining increased sales due mainly to the weaker rand/dollar exchange rate and higher demands on the global market especially for platinum. The rich gold deposits have been mined and sold on the export market. Opportunities exist within mining as follows:

- Ø Growing demand on the global market for commodities (platinum, gold, and chrome);
- Ø Beneficiation of minerals (e.g. Umjindi Jewellery making);
- Ø Platinum Group Metals mining along the eastern limb of the Bushveld Complex (Reef extends from Limpopo to Mpumalanga through Thaba Chweu);
- Ø Chrome: Ferrochrome for steel production as well as export;
- Ø New entrants to mainstream industry for Black Economic Empowerment (MMEPPI-Mpumalanga Mining Energy Preferential Procurement Initiative);
- Ø Small Scale mining;
- Ø Strategic alliances for share acquisition through Broad Based Black Economic Empowerment;

For these to be achievable, investment and skills development, technology and infrastructure, as well as broadening of the supplier base, will need to be addressed. Due to the increased mechanization of mining activities, there has been an overall jobless growth within this sector. Rand volatility of late has not made things easier. The lack of diversification within the industry has led to a mainly commodity export driven industry.

3.3.4 Forestry

Forestry in the Ehlanzeni area dominates the land use and is an important contributor to the economy. Large-scale afforestation is found throughout the district with the important areas in Mbombela, Pilgrim's Rest, Sabie and Graskop. There is also direct competition between forestry and agriculture, but in most cases, the forested land is steep or rugged and not suitable for agriculture.

3.3.5 Industrial–Urban Development

The Ehlanzeni area is dominated by agriculture, forestry and tourism as the main economic activities characterizing the land use pattern of the area. Major industrial centres in the area are Nelspruit, White River and Nsikazi. The building, manufacturing and service sectors are boosting growth in the Nelspruit and White River areas.

3.3.6 Manufacturing (Agro-Processing)

Mpumalanga is ranked fourth in terms of Manufacturing, behind Gauteng, Western Cape and Kwa-Zulu Natal. It accounts for 7-10% of South Africa's total manufacturing. According to Statistics South Africa's September 2005 labour force survey, manufacturing was the second largest formal employer in the province.

Traditionally, the Petro-chemical industry in Gert-Sibande, metals in Nkangala and Agro processing related manufacturing in the Ehlanzeni District, are the main drivers for manufacturing in the province.

Manufacturing was the main contributor towards Ehlanzeni's gross value addition (estimated at 24%) in 2005. This was followed by trade (21%) and community services (21%) respectively.

The timber and pulp/paper manufacturing as well as fruit and sugar processing in Ehlanzeni district has room to be complemented by innovation in furniture design as well as diversification in fruit processing as well as and export growth in processed products via the Maputo harbor or the Kruger Mpumalanga International Airport should the cargo terminal become a reality.

The clustering of the sugar industry between Ehlanzeni and sugar producers in Mozambique and Swaziland can assist in building global competitiveness and bringing in the previously disadvantaged into the mainstream of the industry. A well developing agro-processing industry will act as input into other sectors like food and beverages, transport and trade. In order to be competitive in this sector, there is a need to develop high skills levels in the science and technology fields. Substantial investment must also be made in technology and infrastructure. These imperatives will then need to be brought together through cohesive strategies.

Barriers to market entry for new industry players (e.g. fixed long term contracts within value chain) will need to be tackled in a non-disruptive manner. The human element of laying the foundation for innovation is also an area which will need to be addressed.

3.3.7 Maputo Development Corridor

The Maputo Development Corridor (MDC) is an initiative undertaken between the South African government and the Mozambican government in 1995. The broad primary objective of the Corridor was to rehabilitate the core infrastructure, i.e. road, rail, border post, port and dredging of the port, thereby re-establishing key linkages and opening up under utilised economic development opportunities of both countries.

The implementation of these objectives was divided into three objectives, namely:

- Ø **The Primary Phase** which focused on the rehabilitation of the existing infrastructure
- Ø **The Mega Project Phase** which dealt with the establishment of big industries and other large initiatives, basically promoting trade and investment, job creation and economic growth in both countries.
- Ø **The Linkage Programme Phase** which focused on economic activities aimed at bringing the previously disadvantaged communities into the mainstream economic activities spurred by the Corridor.

With regard to the primary phase, projects identified are at different stages of development. The projects on rail, freight, border post and the port are however still lagging behind.

The Mega Phase Projects are also at different stages of Development. The major challenge lies in the Linkage Programme Phase. The Anchor projects never took off the ground due to different constraints, which, involve, inter- alia, non-cooperation from TRAC on certain economic initiatives, lack of funding and weak institutional arrangement. However, in the main, most of the Maputo Corridor Development initiatives were constrained by the slow movement with regard to infrastructure development.

Therefore, given that the Maputo Development Corridor is still key to economic development of both countries, it is imperative that momentum is increased towards the realization of the set objectives of the Corridor.

3.3.8 Tourism

The tourism sector in Ehlanzeni district is an important source of foreign revenue. Tourism activities are concentrated around the beautiful areas of Pilgrim's Rest, Blyde rivierspoort, Sabie and Graskop. Furthermore, Ehlanzeni has large conservation areas, which dominate the land use pattern in the east and which include the Kruger National Park, provincial, community and private game reserves.

Tourism in Mpumalanga Province has grown steadily since 1994 contributing an estimated R5.5 billion towards the provincial GDP, but has shown marginal decline in the first half of 2005 in comparison with the same period in 2004. There is evidence to suggest that the good development of our neighbours in Mozambique is eroding the need for them to go across the border in search of items to purchase as these items become more readily available in their own country. There is therefore a need to develop innovative approaches to recapture this core market of our tourism industry. (Source: *South African Tourism, 2005*)

Tourism centres will be established in Nkomazi and Belfast. Funding for these centres have secured from the poverty alleviation fund from Department of Environmental Affairs and Tourism. An amount of R5m has been secured for the Tramline project and R2m for a Craft Centre at Pilgrims Rest.

A co-operation agreement has been reached between Matsamo Cultural Park: and Maracuene Cultural Village in Mozambique. Funding for this will be sourced from the International Labour Organization.

An agreement has been reached with Protea Hotel Group to establish 4 high impact hotels with different BEE companies. Forever Resorts has also been investing in tourism both materially and human resource development.

The Mpumalanga Regional Training Trust hotel school near Kanyamazane is also producing for the tourism industry.

Opportunities:

- Ø Maximise advantage of Mpumalanga's high biodiversity making it a favourable destination for tourism. South Africa's top twenty attractions include Kruger National Park, the Blyde River Canyon, Pilgrim's Rest and private game parks in the province.
- Ø 2010 strategy for development
- Ø Improved branding

- Ø NEPAD cooperation (Songimvelo-Malolotjwana trans-frontier park)
- Ø Growth in the film & TeleVision as well as craft industries
- Ø Growth in the financial services, communications, transport, hotel and accommodation

Challenges:

- Ø Inadequate and inconsistent data on the sector
- Ø Business skills
- Ø Market entry for Black Economic Empowerment
- Ø Strategies to counter shocks in currency volatility
- Ø Negative perceptions (Malaria, HIV/AIDS, Crime)

3.3.9 Provision of service, Transport, Commerce, Finance and construction

This forms part of other economic drivers of the District Municipality. The transport sector links the Maputo harbour and the Gauteng Province for transportation of goods. Construction on housing needs, roads and retailers needs plus the 2010 Stadium contributes much to the economic growth in the EDM.

Table 22 : Levels of unemployment in the District as in 2001

MUNICIPALITY	EMPLOYED (formal & informal)	UNEMPLOYED	NOT ECONOMICALLY ACTIVE LABOUR FORCE	ECONOMICALLY ACTIVE LABOUR FORCE	% EMPLOYED	% UNEMPLOYED
Thaba Chweu	27,802	12,065	14,999	42,801	65.0%	28.2%
Mbombela	108,003	85,134	100,309	208,312	51.8%	40.9%
Umjindi	17,888	8,012	11,394	29,282	61.1%	27.4%
Nkomazi	54,888	54,760	75,956	130,844	41.9%	41.9%
Bushbuckridge	37,392	100,494	128,947	166,339	22.5%	60.4%
Ehlanzeni	245,973	260,465	331,605	577,578	42.6%	45.1%

Source: ???

3.4 SOCIAL DEVELOPMENT

3.4.1 Health

The provision of community health such as primary health clinics and ambulance services in the municipal area is primarily the responsibility of the provincial health departments. In some rural areas, the Department of Health is using mobile clinics to provide the service of primary health.

In some instances the rural communities have to travel long distances for health service. One of the problems remaining is the lack of continuous services for example

mobile clinics that service certain rural areas only once or twice a week on specific days. The problem is that the community needs such services on a full time basis.

3.4.2 Transversal Issues

Ehlanzeni District Municipality recently established a Transversal Unit to look into all transversal issues within the district and the main focus of the unit will be on HIV/AIDS, Youth Affairs, gender issues as well as issues relating to the disabled citizens in the region.

HIV/AIDS

In terms of the Ehlanzeni District Municipality HIV/AIDS strategy and the Mpumalanga development perspective document the infection rate of the HIV/AIDS is high within the municipality with a reported figure in Nkomazi of 40% and 80% of the hospital admissions in both medical and pediatric wards being HIV related illness. Of the more than 100 000 people in need of ARVs, only 1000 receive them. Only four hospitals provide ARVs and 5 are not providing ARVs. The District Aids Council is in place to co-ordinate all the activities within the district similar to Local Municipalities which have also established HIV/AIDS Councils within their areas of Jurisdiction. The HIV/AIDS Council with assistance from the GTZ has developed an HIV/AIDS strategy and roads maps of all affected areas. (Source: Mpumalanga Spatial Framework update 2005: Towards a spatial development perspective for Mpumalanga).

Data Base

The District Municipality has developed a database of all the organisations working in the AIDS Field in Ehlanzeni. At the time of the IDP review Bushbuckridge was the only municipality that had not yet collected data of all existing organisations but was in the process of collecting data.

Status Quo Local Municipalities

In the 2007/2008 Municipalities (AIDS Programmes) in Ehlanzeni did perform as follows in response:

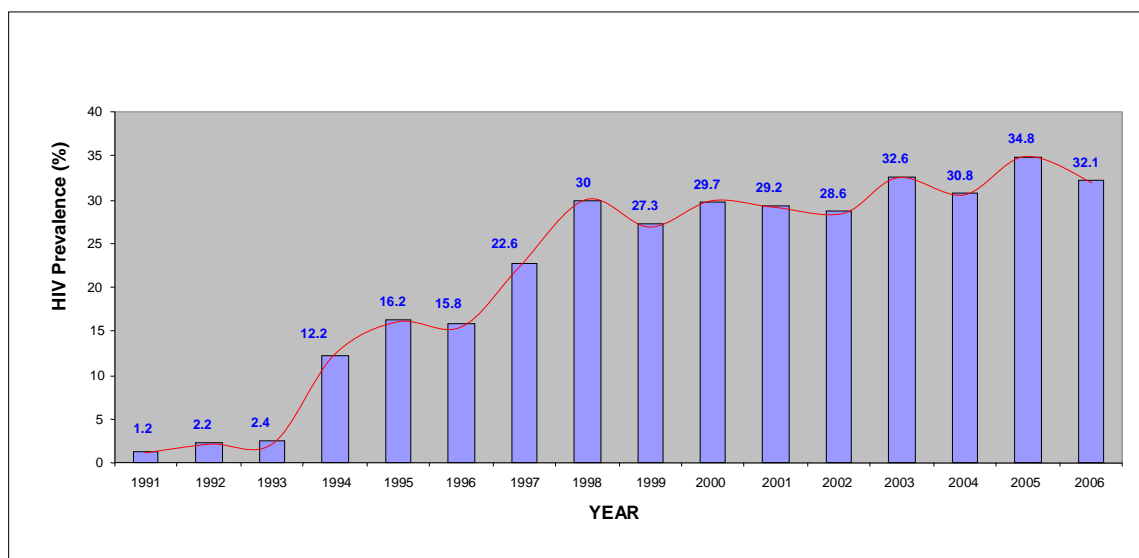
Table 23: AIDS Programmes

ACHIEVEMENTS OF EHLANZENI MUNICIPALITIES	NKOMAZI	MBOMBELA	UMJINDI	THABA CHWEU	BUSHBUCKRIDGE	EHLANZENI
IDP review (incl. AIDS)	Yes	AIDS strategy not included in the IDP	AIDS strategy not included in the IDP	AIDS strategy not included in the IDP	AIDS strategy not included in the IDP	AIDS strategy included in the IDP
AIDS Strategy Development	Yes 2002	Yes 2005	Yes 2002	Yes 2005	Yes 2007	Yes 2002

ACHIEVEMENTS OF EHLANZENI MUNICIPALITIES	NKOMAZI	MBOMBELA	UMJINDI	THABA CHWEU	BUSHBUCKRIDGE	EHLANZENI
AIDS Strategy review	2007	2007	2007	2007	To review in 2008	Yes annually
Co-ordination of stakeholders	Yes, active involvement of leadership and stakeholders	Yes, revived stakeholder participation Absence of political leadership	Mobilized stakeholders and political involvement through sensitisation workshops	Mobilized stakeholder involvement and political involvement	Mobilized stakeholders Minimal participation of Political leadership	Yes active involvement of leadership and stakeholders
Induction of AIDS Councils	Yes 28-29 July 05	Yes 17-18 Nov 2005	Yes April 2007	Yes 29-30 Nov 2005	Yes March 2007	Yes, October 2006
Launch of AIDS Councils	Yes May 2005	Yes Dec 2005	Yes April 2007	Yes June 2005	September 2006	October 2006
AIDS Coordinators appointed	Yes May 2005 (Passed away) Newly appointed Feb 2008	Yes June 2006	Yes December 2007	Yes July 2007 (Transversal person still needs an AIDS Coordinator)	Advertised position at the time of the IDP review	AIDS unit proposed Deputy manager Assistant Manager Admin officer
Regular meetings	Yes	Yes	Irregular	Irregular	No, at infancy	Yes Quarterly
TOR's for AIDS councils	Yes, July 2005	Yes, Nov 2005	Yes April 2007	Yes, June 2005	Yes March 2007	Yes October 2006
Workplace policies and programmes	Incomplete	Incomplete	Incomplete	Incomplete	None	Policy yes, programme being developed once Coordinator appointed
HIV/AIDS budget	R 160 000	R 100 000	None	None	None	R 1.5 million

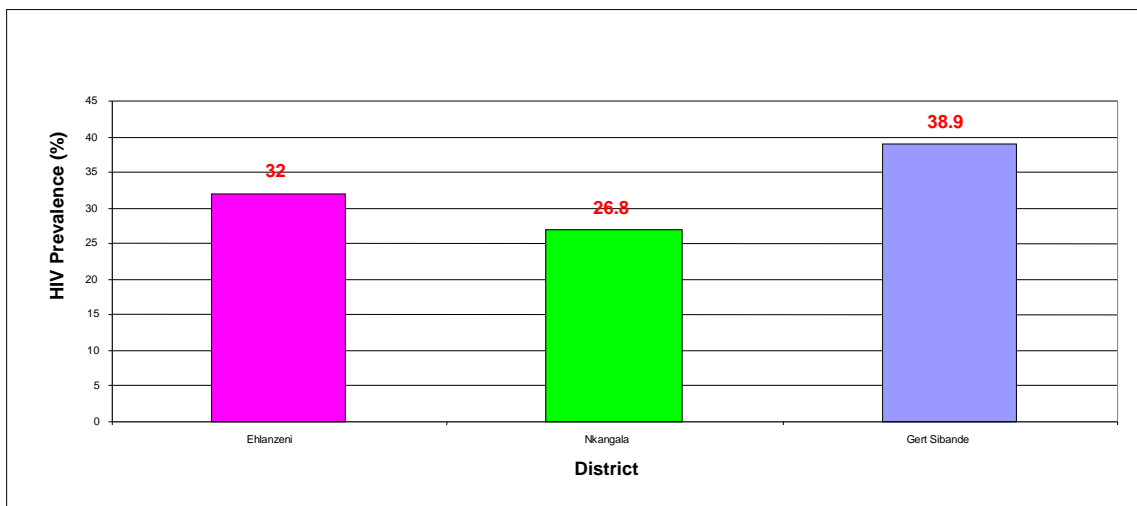
The Mpumalanga Provincial status quo is reflected in the graphs below:

GRAPH 1: HIV Prevalence Trends in Mpumalanga Province 1991 - 2006



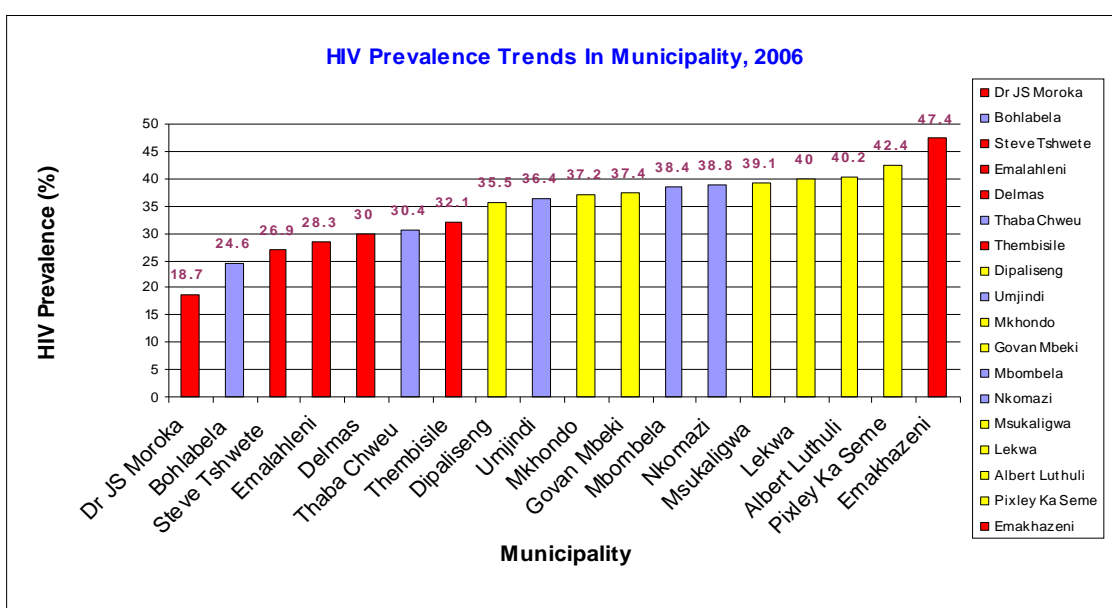
Source: Mpumalanga Spatial Framework Update 2005

GRAPH 2: HIV Prevalence Trends in Mpumalanga Province 2006



Source: Mpumalanga Spatial Framework Update 2005

GRAPH 3: HIV Prevalence Trends in Municipality, 2006



Source: Mpumalanga Spatial Framework Update 2005

The HIV and AIDS epidemic is:

- Ø Increasing the mortality and morbidity rates
- Ø Reducing life expectancy and the quality of life
- Ø Reversing all developmental and political gains

The reality is that Ehlanzeni is moving towards the mature phase of the HIV epidemic meaning:

- Ø We are observing increasing numbers of AIDS deaths, AIDS orphans and AIDS related illnesses

- Ø Care issues have become a priority for the infected, affected with palliative care and Home based Care and access to treatment
- Ø Prevention issues are also a priority to reduce new infections

Municipalities through the IDP are ideally placed as facilitating and coordinating agents to identify the needs of people in their area and to co-ordinate a coherent response to those needs. Municipalities can engage with civil society, other government departments, as well as schools, churches and so on to make sure that everyone works together to combat the spread of HIV and to care for those infected by HIV or affected by AIDS or people at risk of HIV infection.

According to a guide to Municipal HIV/AIDS Programmes (Community projects) developed by Education and Training Unit (2007:62), the role of the municipality is considered as the following:

- Ø Co-ordination: Bring together stakeholders to develop strategy and coordinate implementation of projects
- Ø Facilitation: Assist projects from civil society to get access to resources and to other government services and funding processes. Make council facilities available and use municipal communications facilities like newsletters and notice boards. Use clinics and public toilets for condom distribution
- Ø Planning: Ensure that the impact and consequences of AIDS are taken into account in the long term planning around the municipal IDP. Develop clear poverty alleviation and indigent policies and target child-headed families and families that have lost breadwinners
- Ø Leadership: Mayors and ward councilors should be role models for the community and provide moral leadership on dealing with AIDS and people who are affected by AIDS.

Challenges and Response

As the main advocate for District action on HIV AND AIDS, Ehlanzeni District Municipality leads; strengthens and supports all initiatives and responses aimed at:

- Ø Preventing the transmission of HIV, TB and STI's
- Ø Providing Care and Support to all infected and affected by HIV AND AIDS
 - Ø Reducing the vulnerability of individuals and communities to HIV AND AIDS and
- Ø Alleviating the impact of the epidemic to the District

Vision

A sustainable, integrated and coordinated AIDS Strategy through the AIDS Council initiative in Ehlanzeni District Municipal area.

Mission

HIV & AIDS prevention, care & support programme implementation through out Ehlanzeni District by a creating a conducive environment.

Youth Affairs

The district has established a youth council, which advises Ehlanzeni District Municipality on matters relating to youth development. The District Municipal Youth Development Policy has been developed and a Skills Development Intervention Programme has been implemented in which 21 young people have been trained in entrepreneurship as business management, 11 young people are undergoing training in hotel reception programmes at Mpumalanga Regional Training Trust (MRTT) and 13 are being trained as hotel chefs.

Ehlanzeni District Municipality will be hosting the 2010 soccer world cup and the youth forum will develop strategies and plans on how to improve the standard of sport and best practices on hospitality to make the event a success.

The Mayoral Cup Competition, initiated during 2005 also enhances the development and passion for sport by the youth in the district.

Gender Equality Issues

- Ø Ehlanzeni District Municipality takes cognisance of the importance of gender within the institution.
- Ø The composition of the District Council addresses this issue as previously disadvantaged people are Councillors on the Municipal council.
- Ø The District Council has further approved an employment equity plan to guide the recruitment of personnel.
- Ø The review of the Preferential Procurement Policy will cater for gender issues in case the Municipality outsources certain functions.

3.4.3 Social Welfare:

The Department of Social Services has established a number of social service points throughout the Ehlanzeni District Municipality rural areas to provide the affected communities with access to the services which includes the roll-out of the social grants. The Department of Social Services through its service provider SASSA is busy attending to those areas still lacking these service points and eradicating the backlog in this regard.

3.4.4 Education

There is a great need to establish new educational facilities and upgrade or renovate the existing ones. All communities should have access to educational services in order to improve skills and literacy levels in the area. In terms of the analyses of the Department of Education in the Province there is a hike in the number of learners within the Ehlanzeni region in the face of declining numbers of learners in the rural areas suggesting migration of learners to the predominately urban areas. There is also a reflection of a total backlog of 5959 classrooms in the province (DBSA2005:40) and 2230 classes in the district. The teacher to learner ratio is currently at 1 (one) teacher is to 47, 7 learners at primary school level and 1 teacher to 46,2 learners at secondary school level (Department of Education Mpumalanga). The district is also facing major challenges in terms of tertiary education even though a number of Further Education and Training Campuses are available. The available institutions are failing to cope with the high demand within the region. The province is without a university to absorb most of the matriculates' to tertiary thus forcing enrolment outside the province. Ehlanzeni District Municipality has a total of 698 906 persons aged between 5 and 24 years of which 182 242 (26.1%) are not attending school. The 26.1% of learners that are not receiving formal education is as a result of cross boarder movements of parents from Mozambique and Swaziland into South Africa. These children are mostly found in farm areas and informal settlements and have no access to education, social grants and other forms of grants as their parents do not have the required documents. The district is further facing a challenge of shortage of early childhood development centres. Some centres are operating without proper registrations with the relevant Departments.

3.4.5 Safety and Security

Crime in the municipal area is quite problematic and unacceptable. There are a number of social factors affecting the communities that has resulted in the increase of crime in the municipal area. Lack of adequate police stations and capacity within the existing ones has had a negative impact on the safety and security of the

communities. The mostly high reported crime cases in the district are property related at 17.3% followed by social fabric types of crime at 7.4% and lastly violence related crimes at 2.3%. An average 41021 number of people is served by one police station in the district and one police official serving 1000 people (ISDF2006). This ratio does not take into account other constraints like human resource and other related resources. There is a need to develop strategies and programmes to restore the confidence of communities with regard to safety and security services. The district is also participating in the MAM structure that deals with coordination among all law enforcement agents of the state. Road safety is also a major concern due to the escalating number of road accidents cases resulting in deaths of children along the main roads of the district. The District is also supporting the Provincial Arrive Alive campaign implemented across the province.

The National Crime Prevention Strategy (NCPS) was launched in Mpumalanga on 20 January 2000. A Multi Agency Mechanism (MAM) at the Provincial level was established as a consequence of a resolution adopted at this launch. Subsequently, regional structures were established in November 2001. The Provincial Executive of the MAM, through consultation with relevant stakeholders, adopted a set of guidelines for operating the MAM Structures.

The National Crime Prevention Strategy (NCPS) states that effective crime prevention in South Africa requires the development of a shared vision, both a political level and at an inter-departmental level, both vertically and horizontally and is widely as possible within civil society and the non-governmental sector. Such a shared vision must go beyond the simple vision statement by encapsulating a shared understanding of how exactly crime is to be prevented. At the same time, a concerned and co-ordinated national initiative must be based on solid decisions about the most effective way to use resources.

It is along this brief background the MAM at District level was instituted. MAM at a Council level is composed of various structures and stakeholders. The idea of a Crime Summit was realized at compilation of the IDP for 2007/2008. This endeavour of a crime summit has been unanimously supported by all structures represented in the District MAM. Subsequently a preparatory committee was established to prepare for the logistics of the Crime Summit.

During the second meeting of the Crime Prevention Summit Preparatory Meeting, 14 August 2007, it was resolved that Ehlanzeni District Municipality will be hosting

the Crime Summit as well as the launching of the new slogan “**Blow the whistle, Shaya Impempe againt drim before 2010 and beyond, siyoyishay impempe**”.
(Source: ISDF 2006)

3.4.6 Sports and Recreation

3.4.6.1 2010 Soccer World Cup

There is a need for the development of sports and recreation facilities now that South Africa has infrastructure that attracts the hosting of world events. Ehlanzeni District Municipal area has a climate and weather similar to other countries that is suitable for foreign athletes, sports men and women, tourists, etc. The district is facing a major challenge on sports facilities, as nearly all the facilities in the rural areas are inadequate or not available. Facilities that are available in the urban areas also need refurbishment to meet the required national and international standards. The hosting of the 2010 world soccer tournament within the district puts more responsibility on the district to facilitate the development of more facilities in all the local municipalities to be able to meet the demand manifested by this tournament.

3.4.6.2 Public Libraries

The number of Libraries currently available is insufficient to cater for the need of the community. There is a need to develop and construct libraries especially in the rural areas.

3.4.6.3 Recreational Parks and Facilities

Most of the R293 towns in the district do have parks identified and set aside for this purpose. However, due to a lack of maintenance and lack of land-use management, these areas have tendered to become slums informal settlements / waste dumps and as a result is not being used for its purpose.

In view of one of the province’s flagship projects which is the “**Greening Mpumalanga Flagship Project**”, these parks should be re-claimed back as parks through maintenance, land-use management, capacity building for the communities and also to provide services infrastructure elsewhere (such as proper housing, waste sites, etc).

3.4.7 Arts and Culture

Mpumalanga has a rich culture and a number of prestigious heritage sites that should be preserved and promoted locally, nationally and internationally. There is a need to develop arts and culture strategies for 2010 within the Ehlanzeni District area. All local municipalities within the District have heritage sites that needs to be preserve and developed for tourist attraction

3.4.8 Disaster Management

The main purpose of the Ehlanzeni District Municipality Disaster Management unit is inter alia to implement appropriate disaster risk reduction measures to reduce the vulnerability of communities and infrastructure at risk. Ehlanzeni District Municipality is primary responsible for disaster management within its area of jurisdiction. In order to fulfill its primary mandate, Ehlanzeni District Municipality needs to adhere to the National Disaster Management framework, Provincial Disaster Management framework and the Disaster Management Act. Council has adopted the District disaster management framework with the following key performance areas and enablers, namely:

3.4.8.1 Institutional Arrangement and Capacity

Council has adopted the district disaster management framework, which is a strategic policy document and guides all local municipalities in the implementation of disaster management. Ehlanzeni District Municipality is in the process of establishing its disaster management center and appointing the Head of the Center. In terms of stakeholder participation, council has adopted terms of reference for the establishment of its Disaster Management Advisory Forum. Giving effect to the principle of co-operative governance, Ehlanzeni District Municipality seeks establish mutual agreements and co-operation with District within the province, Limpopo Province and neighboring District Municipalities in Swaziland and Mozambique.

3.4.8.2 Disaster Risk assessment

The provincial Disaster management unit has carry out the broader risk assessment process, which included Ehlanzeni District Municipality. Local Municipalities within Ehlanzeni will be assisted to establish their disaster management plans. The local municipalities plans will have to include indigenous knowledge on risk identified.

3.4.8.3 Disaster Risk Reduction

The successful implementation of the Disaster Management Act critically depends on the preparation and alignment of disaster management frameworks and plans for all spheres of government. Ehlanzeni District Municipality will assist local municipalities to compile integrated and relevant disaster risk management plans and in determining priority disaster risks and priority areas.

3.4.8.4 Response and Recovery

Ehlanzeni District Municipality and Local Municipalities within its area of jurisdiction need to establish early warning systems. It is the primary responsibility of the District to assess a disaster, classify it and declare a state of disaster within its area of jurisdiction. The District Municipality is expected to co-ordinate response and recovery efforts and to regulate relief measures.

3.4.8.5 Enabler 1: Information Management and Communication

Once the Disaster Management Center has been established, it will be equipped with an integrated information management and communication system that will link with all spheres of government and stakeholders with keen interest in disaster management. Local municipalities are in the process of establishing satellite disaster management centers that will also link through the very system.

3.4.8.6 Enabler 2: Education, training, public awareness and research.

Ehlanzeni District Municipality is responsible for conducting district education, training, public awareness and research needs and resources analysis. The process is ongoing and includes all stakeholders and communities

3.4.9 Environmental Management

In order to ensure that the municipality protects and conserves its environment in a sustainable manner, it requires an environmental assessment study from which appropriate strategies and programmes will be developed. The district has large portions of conservation land. The undisturbed indigenous areas are a home to a variety of species and should be protected for their optimal functioning and tourism attraction. The municipality is developing an integrated environment management plan that will guide all project implementations in the district.

The development of environmental planning and implementation tools will be guided by a legal register on environmental legislations, to ensure legal compliance. The district municipality will facilitate the establishment of environmental management forum and other working groups, which will continuously inform municipalities on status quo and developments around the biosphere under its jurisdiction. The EDM has adopted the principles of sustainable development to ensure that the environment is supported by economic and social aspects of this phenomenon. The district is contributing to biodiversity by supporting the Mpumalanga Greening and Heritage Flagship, and maintains high biodiversity to increase opportunities in the areas with linked economic activities. The latter will be supported by the development of a biodiversity plan. In response to the climate change and atmospheric pollution, EDM will ensure the development of Air Quality Plans that will depict a proper air monitoring strategies.

3.4.10 Municipal Health

Municipal Health is about controlling or modifying those conditions, influences or forces surrounding man, which relate to promoting, establishing and maintaining health. The National Health Act, 2003 (Act no. 61 of 2003) had with effect from 1st July 2004, assigned the Municipal health Functions to District municipalities. It will be recalled that the Provincial Department of Health and some local municipalities initially performed this function.

The Authorisation in terms of Section 84(3) of the Local Government Municipal Structures Act 1998 Notice 812 of Government Gazette effected the assignment of Municipal Health to District Municipalities as from 1 July 2004.

WHO recommends that for every 10 000 people there should be an Environmental Health Officer. South Africa acknowledging that recommendation has considered that for every 15 000 people there should be an Environmental Health Officer with an aim of reaching the WHO target over the years.

As a District Municipality we are aware of the above implications and the District is planning to consider the need for Environmental Health Officers. At present there are 7 Municipal EHO's and about 19 EHO's in the Health Department. In the District we have a total number of 26 EHO' s to serve a Population of 1, 6 Million. This gives us a ratio of 1EHO: 61 538 people. This is far from the National target let alone the Global target.

3.5 MUNICIPAL TRANSFORMATION AND ORGANISATIONAL PRIORITY ISSUES

3.5.1 Institutional Transformation and Restructuring

3.5.1.1 Training and Skills Development

The municipality requires capacitating its employees with appropriate skills and knowledge by means of relevant training and skills development programmes to be able to deliver on its developmental mandate. Current programmes are being undertaken by all personnel. The District will further be participating in the provincial training centre at Mapulaneng Multipurpose Centre at Bushbuckridge.

- (a) The WSP was approved by LGSETA after its submission on the 30 June 2007.
- (b) Process followed when compiling a WSP. A skills audit was conducted where the needs of individual employees were identified as a result, a training programme was compiled.
- (c) There is no succession plan in place.
- (d) Relationship between the WSP and performance agreements.
- (e) If gaps are identified during the skills audit process personal development plans (PDP's) are developed for each individual employee (Section 57). The personal development plans are incorporated will therefore be incorporated in the performance agreements.
- (f) Approval of organizational structure: 29 November 2006.
- (g) Staff component: 123
- (h) Vacant positions: 22
- (i) HR Strategy
 - WSP: Makes provision for training non scarce skills
 - Succession Plan: None
 - Retention Strategy: None
 - EAP: Yes there is an Employee Assistance Programme

3.5.1.2 Organisational Structure and Appointments

The municipality has an organisational structure in place with effect from 01 March 2007. **(A copy of the structure is attached)**

3.5.1.3 Geographical Information System (GIS)

The Ehlanzeni District Municipality (EDM) through the Office of the Municipal Manager, is responsible for the Geographical Information System (GIS) and its further development and expansion to allow direct usage by other EDM departments and the local municipalities. The GIS database has between 2007 and 2008 had significant information added to it, which includes:

- Ø Tourism data – facilities of accommodation, basic tourist facilities as per information received from the Ehlanzeni Tourism Strategy coordinated by the LED & Tourism unit;
- Ø Nkomazi Critical facilities data – this was captured from the exercise conducted by Nkomazi as part of their Disaster Management tasks of mapping critical facilities that form an important component of the disaster management plan;
- Ø Cadastral data for the areas of Mbombela, Bushbuckridge and Thaba Chweu.

Within Ehlanzeni the GIS Unit has since February 2008 grown in size to 2 permanent professionals with the prospect of further growth with the filling in of a vacant post. Other endeavors that will see an increase in Human Resource capacity available include the MoU being sought with the German Development Agency (GTZ) for an additional professional who will work within the EDM GIS unit to support its activities.

Table 25: Current GIS capacity in all the Local Municipalities

MUNICIPALITY	ISSUES					
	HUMAN RE-SOURCE CAPACITY	AVAILABILITY OF ACCESS TO CENTRAL GIS SITE	IN-HOUSE SPATIAL DATA CAPTURE	IN-HOUSE DATA CAPTURE USING DISTRICT GIS SITE	REGULAR OUTSOURCED GIS DATA CAPTURE	CAPITAL BUDGET FOR GIS SECTION 07/08&08/09
Thaba chweu	None	LAN and Internet in Place with administrators		none	Cadastral (Schemes)	none
Mbombela	1	LAN and Internet in place with administrators	Town Planning – cadastre captured and updated in AllyCad		Water networks	Baseline data acquisition R6.5M
Umjindi	None	LAN and Internet in place with administrators		none	Cadastral (Schemes)	none
Nkomazi	None	LAN installed by EDM in 2006, not managed	none	none	none	none
Bushbuckridge	None	No Internet access (3G available to DBSA staff)	none	none	none	none

Source : EDM GIS 2008

3.6 GOOD GOVERNANCE AND PUBLIC PARTICIPATION

3.6.1 Powers and Functions

The last authorisation of the Local Municipalities in the area of Ehlanzeni District Municipality in terms of Section 84(3) of the Municipal Structures was published under Government Notice 911 of 3 January 2003 before the incorporation of Bushbuckridge Local Municipality on 1 March 2006. The Local Municipalities in Ehlanzeni District Municipality, being Thaba Chweu, Mbombela, Umjindi, Nkomazi and Bushbuckridge, were authorised to perform the following functions:

- a. Potable water supply system;
- b. Bulk supply of electricity, which includes for purposes of such supply, the transmission, distribution and where applicable, the generation of electricity; and
- c. Domestic waste-water and sewage disposal systems.

Municipal Health remained with the District Municipality.

Bushbuckridge was not authorised to perform any district municipal function. Therefore as from 1 March 2006, Ehlanzeni District Municipality took over the abovementioned district function from Bohlabela District Municipality. However, Bushbuckridge was authorised in June 2006 to perform the functions (a), (b) and (c) above.

The last allocation of powers and function of category B and C municipalities was authorised in 2003 and published in Government Gazette No 24228 of 3 January 2003 as follows:

Table 26: Latest Allocation of Powers and Functional of Category B and C Municipality

Municipality Number	Municipality	Powers and Functions			
		Water	Sanitation	Electricity	Municipal Health
MP325	Bushbuckridge	X	X		
MP322	Mbombela	X	X	X	
MP324	Nkomazi	X	X	X	
MP321	Thaba Chweu	X	X	X	
MP323	Umjindi	X	X	X	
DC32	Ehlanzeni				X

Source: Local Municipalities Ehlanzeni District

The remainder of the Powers and Functions of Ehlanzeni District Municipality, in terms of Section 84(1) were adjusted by means of an amendment to the Section 12 notice of the municipalities in the Ehlanzeni District Municipality, in January 2003 as follows:

Table 27: Powers and Functions of the District and the Local Municipalities

FUNCTIONS	MUNICIPALITY					
	Ehlanzeni District	Thaba Chweu	Mbombela	Umjindi	Nkomazi	Bushbuckridge
IDP for the whole district	X					
Solid waste disposal		X	X	X	X	X
Municipal Roads (District)	X					
Passenger Transport	X					
Municipal Airport			X			
Fire Fighting	X (Only Thaba Chweu)					
Fresh Produce Market and abattoirs (district)	X					
Cemeteries and crematoria (district)		X	X		X	X
Promotion of Local Tourism	X					X

Source: Local Municipalities Ehlanzeni District

The district has the following functions that cannot be delegated:

- The receipt, allocation and if applicable, the distribution of Grants made to the district municipality; and
- The imposition and collection of taxes, levies and duties are related to the above function or as may be assigned to the district municipality in terms of the National Legislation.

3.6.2 Service Delivery Standards (Batho Pele Principles)

The municipality has been able to translate the Batho Pele principles into actionable programmes. The municipality has developed a Service Charter and Service Delivery Improvement Plan.

3.6.3 Performance Management

The programme and process of implementation of Performance Management has involved the following aspects:

- Ø Assisting the local municipalities who were lacking functioning performance management systems in terms of the drafting of frameworks for the implementation of systems;
- Ø the alignment of the existing systems of the local municipalities as well as the systems in the process of being established, and the implementation of all the systems;
- Ø the establishment of a District Wide Performance Management System;
- Ø with regard to an internal system for Ehlanzeni District Municipality, the amendment of the existing framework and the implementation of performance management, and
- Ø the eventual automation of the performance management system, once the system had proven that it fulfils all the requirements of the Municipality.

The following progress had been made with the different sections of the programme of implementation:

3.6.3.1 Support to the local municipalities

Although specific technical assistance was provided to Thaba Chweu and Nkomazi Local Municipalities, the District Municipality is responsible for support to and coordination of all the local municipalities within its area of jurisdiction.

A schedule indicating the progress made with the implementation of performance management in the local municipalities respectively is indicated in Table 32.

3.6.3.2 District Wide Performance Management System

The Policy Framework for the District Wide System was finalized and distributed to all the local municipalities and the Provincial Department of Local Government and Housing for comments. The Framework was reworked in terms of the cascading of performance management to the lower staff levels and has been submitted to Council for adoption.

In view of the fact that the internal performance management system for the District still has to be implemented, it was decided that the implementation of the District Wide System has to be placed on hold for the interim.

3.6.3.3 Organisational Development and Change Management Process

To be in line with the evolution of performance management from an appraisal process to a core organizational process, which ensures continuous improvement and relevance, a holistic approach is followed with the implementation of Performance Management within the institution. An organizational development and change management process has started, which will further be implemented during the following months. Components of this process will inter alia include an organizational climate survey, a stakeholder satisfaction survey and a good governance survey (which is to be undertaken in co-operation with German Technical Cooperation (GTZ), follow-up strategic sessions to cascade the institutional vision and strategic objectives down to departmental and business unit level, as well as several team building sessions. This process will assist Ehlanzeni District Municipality to evolve into a “performance orientated institution”, and will also address the key components and business processes required to get the institution strategy focused and strategically aligned for improved service delivery.

3.6.3.4 Performance Management Policy Framework for Ehlanzeni District Municipality

Based on the engagements with Management as well as the staff components of the different business units, the Draft Policy Framework has

been reworked to make provision for the cascading of the Performance Agreements to Managers on Levels 2 and 3 respectively. Although the Draft Policy Framework was referred by the Mayoral Committee to a strategic session for consideration by Council, this document has been re-submitted to Council for consideration.

3.6.3.5 Performance Agreements of Section 57 Managers

Performance Agreements of the Section 57-Managers was approved by Council under item A 341/2007 during its meeting held on 27 November 2007. The Performance Agreements was forwarded to the Office of the Municipal Manager who indicated that all Agreements have to be signed after the adoption of the adjustment budget and the amendment of the SDBIP in accordance with the budget. The Performance Agreement for the Municipal Manager which had not been finalised due to his absence from office, will also be finalized during this process.

The scoring method that will be used to assess the performance of staff is based on the template provided in the Local Government: Municipal Performance Regulations for Municipal Managers and Managers directly accountable to Municipal Managers, 2006. The criteria upon which the performance of the Section 57-Managers shall be assessed shall consist of two components, both of which shall be contained in the Performance Agreement. A weighting of 80:20 will be allocated to the Key Performance Areas (KPA) and the Core Competency Requirements (CCRs) respectively. Each area of assessment shall be weighted and should contribute a specific part to the total score.

Table 27: Report with regard to Implementation of Performance Management within Ehlanzeni District Municipality as at 25 January 2008

ITEM		BUSHBUCK-RIDGE	MBOMBELA	NKOMAZI	THABA CHWEU	UMJINDI	EHLANZENI
1.	Performance Management Policy/Framework adopted by Council?	Yes	Yes	Yes	Yes	Yes	No, draft only
2.	Dedicated official appointed for performance management?	No, to be advertised	Yes	No, to be advertised	Yes	Yes	Yes
3.	Responsibilities of different levels of management and their roles in performance reporting clear documented and communicated to all staff?	Yes, trainings in progress	Yes	No	No, in progress	Yes	Yes
4.	Has the Performance	Yes	Yes	No	Yes	No	Yes

	Management Task Team been established?						
5.	Has the position of Internal Auditor been filled?	Yes	Yes	No, to be advertised	Yes	Yes	Yes
6.	Has the Audit Committee been established?	No, but advertised	Yes	Yes	Yes	Yes	Yes
7.	Did all Section 57 Managers and the Municipal Manager sign their fixed-term contracts?	Yes, those appointed	Yes	Yes	Yes	Yes, except for Corporate	Yes
8.	Did the Municipal Manager and all the Section 57 Managers sign their Performance Agreements?	No, in progress	Yes	Yes	Yes	Yes	Not MM
9.	Are standard templates and formats available and used throughout the year to report on performance information?	Yes	Yes	No	No, in progress	Yes	No, in process
10.	Was the performance information of the previous year submitted in time for audit purposes and did it require significant adjustments?	No, Never had Performance Management	Yes	No	Yes, no significant impact	For Section 57 only	No
11.	Has management developed and documented written policies and procedures to guide the recording of performance information and related controls?	Yes	Yes	No	Partially	Yes	No
12.	Do the policies and procedures indicated above address the reporting roles and responsibilities?	Yes	Yes	No	Yes	Yes	N/A
13.	Is responsible staff fully aware of the policies and procedures they have to adhere to?	Yes	Yes	No	Yes	Yes	Yes
14.	Does Management prepare monthly management reports?	No	Yes	No	Yes	No	No
15.	Does Management have a performance review policy or procedure in place?	No	Yes, forms part of PMS Framework	No	Yes	Yes	No, in process
16.	Are performance reviews performed on a frequent basis?	No	Quarterly	No	No	Yes	No, to commence
17.	Does Management take actions based on the performance review results?	No	Develops interventions	No	Corrective actions	Corrective measures put in place	No, not as yet
18.	Has management implemented control activities to detect material misstatements in the performance information reported?	No, to commence	Partially	No	No	Yes	No, not as yet
19.	Does Management prepare quarterly reports regarding performance information?	Not Yet	Yes	No	Yes	Yes	Yes, commenced

3.6.3 Public Participation

The District has established a Public Participation Unit in the Office of the Speaker. One of the critical roles of the unit is to assist ward councilors to establish ward committees within their wards, to accelerate the process of Wards Community Participation as prescribed in chapter 2 of the Municipal System Act and the Municipal Finance Management Act.

The Intergovernmental Relation Acts requires municipalities to support Community Development Workers (CDW) and to assist communities to bring together all government departments to implement service delivery projects and programmes at local level. Two forums have been established at the District level to co-ordinate and integrated local municipalities at the District level, being the Speaker's Forum and the IDP Manager's Forum. All IDP Managers and Public Participation officials seat in this forum to deal with issues of alignment and integrated.

The Office of the Speaker is in the process of incorporating the Traditional Leaders to participate in the democratically processes of municipalities as per requirement of the Mpumalanga Traditional leadership and Governance Framework Act, Act 41 of 2003. Currently in Ehlanzeni District Municipal Area, there are 30 traditional leaders and listed as follows:

Bushbuckridge	10
Mbombela	09
Nkomazi	07
Umjindi	01
Thaba Chweu	03

Ehlanzeni District Municipal Area	30

Within Ehlanzeni District Municipal Area, there are three Traditional Leadership Sub-regional Structures headed by a Chairperson elected by members within that sub-region. The sub-regions are as follows:

1. Nkomazi Sub-region
2. Nsikazi Sub-region
3. Bushbuckridge Sub-region

To strengthen the relations between Ehlanzeni District Municipality and its Traditional leaders, the Office of the Speaker of Ehlanzeni District Municipality has already

initiated a Programme of Consultation with all traditional leaders in the district to discuss, among others, their participation in all municipal programmes.

A meeting with the Executive Committee of the House of Traditional leaders facilitated by SALGA Mpumalanga at which the Executive Mayors of the three districts were also present, was held on 8 June 2006. The purpose of the meeting was to discuss amongst other things the following :

- Ø Relationship between SALGA Mpumalanga and the House of Traditional Leaders.
- Ø Establishment of a House of Traditional Leaders Unit in the District.
- Ø Participation of Amakhosi Representatives at Council Level.

After some lengthy deliberations by all parties, it was agreed that a technical team comprising officials from the House of Traditional Leaders, SALGA, Department of Local Government and Housing and Municipal Managers of the district municipalities should be set up. The technical team will draw up a programme firstly to provide office space for the House of Traditional Leaders at the District Municipality. After the establishment of offices at district municipalities, interaction regarding the inclusion of Traditional Leaders in the programmes of the municipality will be implemented. The process is still ongoing.

3.6.5 Internal Audit

Ehlanzeni District Municipality has in line with the requirements of the MFMA established an Internal Audit Unit. The Internal Audit Unit is an independent section within the council and takes direction from and provides support to the Audit committee and Municipal Manager. It comprises of two officials in the permanent employ of council and has co-sourced services of an auditing company with an aim to internal develop its capacity until the end of 2007/08 financial year. The Internal Audit does regularly report to the municipal manager and audit committee amongst other issues the assessment of the adequacy and effectiveness of internal control processes and risk management.

3.7 MUNICIPAL FINANCIAL VIABILITY AND MANAGEMENT

3.7.1 Financial Management

Institutional arrangements have been implemented within the directorate to suit and improve performance of the unit. The following sections have been established within the Finance and supply chain Management unit, Treasury office, Budget office and

Supply chain office. Financial viability of Municipality should not only be viewed at a status quo level. A proper 5 year capital investment plan to allow municipality to timeously adjust their business and how they will be able to afford the roll out of services is essential for planning purposes. An annual Service Delivery Budget Implementation Plan is developed together with the Budget.

3.7.2 **Statement of financial position at 30 June 2007**

<u>NET ASSETS AND LIABILITIES</u>	Note	2007	2006
<u>Net assets/Community Wealth</u>		56,007,226	32,800,309
Capital Replacement Reserves		7,000,628	7,000,628
Un-appropriated Surplus (Accumulated Deficit)		49,006,598	25,799,681
<u>Non-current liabilities</u>		77,864,728	104,065,138
Unspent Conditional Grants	1	37,864,728	57,437,091
Long-term Liabilities	2	40,000,000	46,628,047
<u>Current Liabilities</u>		40,934,062	19,253,214
Creditors Other	10	26,896,066	-
Provisions	9	1,600,477	1,422,022
Creditors	10	12,437,519	16,976,942
Current portion of long-term liabilities	2	-	854,250
<u>Total Net Assets and Liabilities</u>		174,806,016	156,118,661
<u>ASSETS</u>			
<u>Non-current Assets</u>		113,171,008	39,637,860
Property, plant and equipment	3	1,710,070	353,882
Investment Property	4	-	7,000,333
Financial Instruments	5	111,389,270	32,211,878
Long-term Debtors	6	71,668	71,767
<u>Current Assets</u>		61,635,008	116,480,801
Inventory	7	108,210	116,068
Debtors	8	2,327,873	12,463,862
Current portion of long-term loans debtors	6	136,707	323,008
SARS VAT receivable	6	10,835,952	190,576
Bank and Cash	11	48,226,266	103,387,287
<u>Total: Assets</u>		174,806,016	156,118,661

3.7.2 Intergovernmental Fiscal Transfers.

Funds Allocated to Council in Terms of Division of Revenue Act (DORA).

Equitable Shares	R 20 670 000
Equitable Share: RSC Levies Replacement	R 113 511 000
Finance Management Grant	R 500 000
Municipal Systems Improvement Grant	R 735 000
Municipal Infrastructure Grant	R 2 563 000.

3.8 COMMUNITY AND STAKEHOLDERS PRIORITY ISSUES

The issues reflected in the table below are a consolidation of all areas within Ehlanzeni District Municipality in terms of their needs as collected from ward level during the development of Community Based Plans and public consultation meetings.

Table 27: List of Community and/or Stakeholder Priority Issues

PROGRAMME	ISSUE	MUNICIPALITY	WARDS THAT RAISED THE ISSUE	TOTAL NUMBER OF WARDS THAT RAISED THE ISSUE
Water	No Water supply and no infrastructure	Mbombela	3; 4; 5; 7; 8; 9; 13; 17; 19; 21; 26; 27, 28; 30; 31; 32	16
		Thaba Chweu	2; 3; 9	3
		Umjindi	1, 2	2
		Nkomazi	8; 13; 25; 1; 5; 8; 9; 11; 12; 14; 15; 16; 17; 18; 19; 30	16
		Busbuckridge	All wards	
	Delays of service through water tankers	Mbombela	8	1
		Thaba Chweu	None	
		Umjindi	1, 2	2
		Nkomazi	None	
		Busbuckridge	1; 12; 13; 14; 15; 16; 17; 18; 19; 20; 21; 22	13
	Infrastructure available but no water	Mbombela	5; 6; 7; 9; 10; 11; 24; 27; 28	9
		Thaba Chweu	None	
		Umjindi	None	
		Nkomazi	None	
		Busbuckridge	11; 12; 13; 14; 15; 21; 22; 23; 32; 33; 34	11
	Water supply (insufficient) shortages / interruptions	Mbombela	1; 4; 8; 12; 14; 17; 21; 22; 23; 24; 26; 27; 29; 31; 32; 34; 35	17
		Thaba Chweu	12	1
		Umjindi	4; 5; 6; 7	4
		Nkomazi	6; 7; 8; 12; 13; 15; 16; 17; 21; 22; 25	11
		Busbuckridge	15; 16; 17; 18; 19; 20; 21; 26; 27; 28	10
Illegal connections	Mbombela	1; 8; 17; 26; 32; 36	6	
	Thaba Chweu	None		
	Umjindi	4	1	
	Nkomazi	None		

		Bushbuckridge	1; 2; 3; 4; 12; 13; 14; 22; 23; 24; 33; 34	12
Household Connections. Need to reticulate the area Installation of pipes		Mbombela	6; 8; 17; 20; 22; 26; 27; 31; 34; 35; 36	11
		Thaba Chweu	10	1
		Umjindi	2; 3; 4	3
		Nkomazi	2; 3; 4; 6; 7; 10; 13; 15; 16; 17; 20; 21; 22; 23; 24; 25; 26; 27; 28; 29; 30	21
Poor quality water – need for clean water and purification system		Busbuckridge	All wards	
		Mbombela	1, 14; 17; 19; 23; 32; 34	7
		Thaba Chweu	None	
		Umjindi	2	
Upgrade of existing water system		Nkomazi	11; 12; 14	
		Busbuckridge	None	
		Mbombela	5; 9; 10; 11; 17; 20; 30; 34; 35	9
		Thaba Chweu	6; 8	2
Listed as a priority but not mentioning the challenge or problem statement.		Umjindi	1; 2; 6; 7	4
		Nkomazi	5; 9	2
		Busbuckridge	20; 21; 23; 24; 25; 26; 27; 33; 34	10
		Mbombela	2; 6; 18; 25; 33	5
		Thaba Chweu	None	
		Umjindi	None	
		Nkomazi	None	
		Busbuckridge	22; 23; 24; 25; 26; 30; 31; 33; 34	9

PROGRAMME	ISSUE	MUNICIPALITY	WARDS THAT RAISED THE ISSUE	TOTAL NUMBER OF WARDS THAT RAISED THE ISSUE
Sanitation	VIP toilets/toilets	Mbombela	2; 3; 8; 10; 12; 13; 14; 17; 22; 23; 24; 26; 27; 31; 32; 34; 35	17
		Thaba Chweu	2; 5; 8; 9	4
		Umjindi	1; 2	2
		Nkomazi	All wards	
		Busbuckridge	All wards	
	Upgrade of existing sewer systems	Mbombela	13; 28; 30	3
		Thaba Chweu	6; 10; 12	3
		Umjindi	None	
		Nkomazi	3; 4; 7; 19; 20; 27	6
	Need for sewerage systems	Busbuckridge	1; 7; 8; 27; 26; 31; 33; 34	8
		Mbombela	1; 17; 27; 32	4
		Thaba Chweu	4; 5	2
		Umjindi	1; 2 3	3
	Toilets/or sewerage systems- health hazard	Nkomazi	None	
		Busbuckridge	1; 33	2
		Mbombela	24; 28	2
Thaba Chweu		None		
		Umjindi	1; 2	2
		Nkomazi	None	
		Busbuckridge	2; 3; 4; 5; 6; 12; 13; 14; 15; 21; 22; 23; 24; 29; 33; 24	16
		Mbombela		

Roads, Transport and Stormwater network	Stormwater drainage systems	Mbombela	4; 7; 8; 10; 17; 18; 19; 20; 21; 22; 23; 26; 27; 28; 29; 31; 32; 34; 35	19
		Thaba Chweu	3; 5; 11	
		Umjindi	All wards	
		Nkomazi	3; 4; 11; 30	4
		Busbuckridge	All wards	
	Tarring of roads	Mbombela	1; 5; 7; 8; 10; 11; 14; 18; 20; 21; 25; 26; 28; 31; 33; 34	15
		Thaba Chweu	2	1
		Umjindi	1; 2; 3; 4; 5; 7	6
		Nkomazi	3; 4; 5; 6; 7; 8; 9; 10; 12; 13; 14; 15; 16; 17; 19; 21; 22; 23	18
		Busbuckridge	All wards	
	Access roads	Mbombela	10; 24; 25; 26; 27; 28; 31; 36	8
		Thaba Chweu	6	1
		Umjindi	All wards	
		Nkomazi	None	
		Busbuckridge	All wards	
	Roads that cannot be accessed during rainy season.	Mbombela	4; 8; 17; 24; 26; 27; 35	7
		Thaba Chweu	None	
		Umjindi	1; 2; 3; 4; 7	5
		Nkomazi	None	
		Busbuckridge	4; 5; 6; 9; 13; 15; 21; 22; 25; 28; 32	11
	Gravelling of roads	Mbombela	8; 17; 26; 29	4
		Thaba Chweu	None	
		Umjindi	1; 2; 3; 4; 5; 76	
		Nkomazi	2; 4; 7; 12; 13	
		Busbuckridge	All wards	
	Speed humps	Mbombela	2; 7; 17; 18; 21; 22; 26; 29; 31; 32; 35	11
		Thaba Chweu	None	
		Umjindi	3; 4; 5; 6; 7	5
		Nkomazi	1; 11; 18; 21; 26	5
		Busbuckridge	2; 3; 6; 11; 19; 32; 33	7
	Foot bridges, overhead bridges on main roads	Mbombela	2; 3; 4; 5; 6; 7; 8; 9; 10; 11; 12; 17; 19; 20; 23; 25; 26; 29; 30; 31; 32; 34; 35	23
		Thaba Chweu		
		Umjindi	1; 2; 6	3
Nkomazi		6; 13; 15; 19; 24; 25	6	
Busbuckridge		15; 19; 27; 28; 29; 30	6	
Road signs and traffic lights	Mbombela	6; 7; 9; 13; 17; 32; 34; 35	8	
	Thaba Chweu			
	Umjindi	6	1	
	Nkomazi	5; 8; 9	3	
	Busbuckridge	1; 2; 3; 5; 6; 7; 8; 9; 13; 14; 19; 20	12	
Railway system	Mbombela	15; 16; 20; 30	4	
	Thaba Chweu			
	Umjindi	None		
	Nkomazi	None		
	Busbuckridge	1; 19; 21; 27	4	
Bus stops and shelters	Mbombela	17; 26; 27; 32; 35	5	
	Thaba Chweu			
	Umjindi	All wards		
	Nkomazi	1 – 30	30	
	Busbuckridge	All wards		

Electricity	No electrical infrastructure	Mbombela	1; 4; 6; 8; 9, 12; 13; 14; 21; 24; 26; 27; 32; 34; 36	15
		Thaba Chweu		
		Umjindi		
		Nkomazi	None	
		Busbuckridge	2; 6; 11; 12; 13; 14; 23; 24; 27; 31; 32; 33	12
	Power cuts; need to upgrade power	Mbombela	4; 6; 8; 14; 15; 16; 17; 19; 21; 26; 28; 31; 32; 34; 35; 36	16
		Thaba Chweu	3; 4; 5 ;8	4
		Umjindi		
		Nkomazi	1-30	30
		Busbuckridge	All wards	
	Need for household connections – old and new settlements	Mbombela	1; 2; 3; 5; 7; 8; 10; 11; 15; 16; 17; 21; 22; 23; 24; 25;27; 31; 32; 36	20
		Thaba Chweu	1;2;3;6	
		Umjindi		
		Nkomazi	1-30	
		Busbuckridge	All WArds	
	Need for streetlights	Mbombela	1; 2; 3; 5; 6; 7; 8; 9; 10; 11; 15; 16; 17; 18; 19; 21; 22; 23; 25; 26; 27; 28; 29; 31; 32; 34; 35; 36	28
		Thaba Chweu	1; 2; 3; 6	4
		Umjindi	None	
		Nkomazi	None	
		Busbuckridge	1; 6; 7; 9; 10; 19; 24; 31; 32; 33	10
Need for high mast lights	Mbombela	6; 8; 27; 32; 35	5	
	Thaba Chweu	6	14	
	Umjindi	None		
	Nkomazi	None		
	Busbuckridge	4; 8; 11; 21; 25; 29; 33; 34	8	

Housing	Need for low cost housing/ RDP	Mbombela	2; 3; 4; 5; 6; 7; 8; 9; 10; 11; 12; 14;17; 18; 21; 22; 25; 26; 27;28; 31; 32; 34; 35; 36	25
		Thaba Chweu		
		Umjindi	All Wards	
		Nkomazi	All except 5 and 9	
		Busbuckridge	1, 3, 6, 10, 16, 23, 32, 33, 34	9
	Incomplete houses	Mbombela	8; 18;26; 27; 31; 36	6
		Thaba Chweu		
		Umjindi	3,4	
		Nkomazi	None	
		Busbuckridge	2,5,7,9,10,14,16,23,27,30,31	11
	Formalization / Tenure upgrade/ title deeds	Mbombela	12; 14; 22; 27;32; 34	
		Thaba Chweu		
		Umjindi	1,2,3,4,5	5
		Nkomazi	None	
		Busbuckridge	None	
	Private land acquisition for community	Mbombela	12; 17; 35; 17; 26; 32	6
		Thaba Chweu		
		Umjindi	1,2	2
		Nkomazi	26	1
		Busbuckridge	None	

Waste & Environmental Management	Landfill / Waste Disposal Sites	Mbombela	26; 320	
		Thaba Chweu	10	1
		Umjindi	None	
		Nkomazi	None	
		Busbuckridge	1; 8; 9; 25; 28; 31; 32; 33	8
	Dumping site Management	Mbombela	12; 17; 26; 32; 35	5
		Thaba Chweu	6; 9; 10	3
		Umjindi	None	
		Nkomazi	None	
		Busbuckridge	1, 7, 9, 8, 19, 31,	6
	Refuse Removal Service	Mbombela	3; 12; 14; 15; 16; 17 18; 22; 26; 28; 29;	11
		Thaba Chweu	12	1
		Umjindi	None	
Nkomazi		None		
Busbuckridge		All Wards		

Community Facilities	Libraries	Mbombela	20; 23; 27; 35	4
		Thaba Chweu	None	
		Umjindi	None	
		Nkomazi	None	
		Busbuckridge	1; 7; 9; 19, 32	5
	Parks and Recreational Facilities	Mbombela	1; 2; 5; 9; 17; 19; 20; 21; 23; 26; 29; 30; 31; 32; 33; 34; 35	17
		Thaba Chweu	None	
		Umjindi	None	
		Nkomazi	None	
		Busbuckridge	1; 6; 7; 8; 9; 19; 20; 29; 31	
	Sports Facilities	Mbombela	3; 5; 7; 8; 9; 10; 11; 12; 17; 19; 20; 21; 22; 26; 27; 30; 31; 32; 34; 35; 36	21
		Thaba Chweu	None	
		Umjindi	None	
		Nkomazi	None	
		Busbuckridge	1; 4; 7; 8; 9; 12; 17; 19; 26; 33; 34	11
	Upgrade of Sports Fields	Mbombela	6;10;13;17;35	5
		Thaba Chweu	None	
		Umjindi	None	
		Nkomazi	None	
		Busbuckridge	1; 7; 9; 8; 14; 19; 31; 32; 33;	9
	Introduction of various Sport Codes.	Mbombela	6; 35	2
		Thaba Chweu	None	
		Umjindi	None	
		Nkomazi	None	
		Busbuckridge	1; 5; 8; 9; 27; 28; 31	7
	Cemeteries: Fencing & maintenance	Mbombela	5; 6; 8; 11; 12; 14; 23; 25; 26; 31; 32; 34; 35	11
		Thaba Chweu	None	
		Umjindi	None	
		Nkomazi	None	
		Busbuckridge	All Wards	
	Public Transport Network – Access roads to cemeteries	Mbombela	2; 8; 15; 16; 17; 26; 35	7
		Thaba Chweu	None	
Umjindi		None		
Nkomazi		None		
Busbuckridge		All Wards		
Community halls	Mbombela	1; 2; 3; 5; 6; 7; 8; 9; 10; 11; 14; 17; 18; 23; 25; 31; 32; 34; 36	19	
	Thaba Chweu	None		
	Umjindi	None		
	Nkomazi	1; 2; 3; 4; 5; 6; 7; 9; 10; 12; 13; 15; 17; 18; 19; 20; 21; 22; 23; 25; 26; 29	22	
	Busbuckridge	None		

	Multi Purpose Community Centre	Mbombela	23	1
		Thaba Chweu	None	
		Umjindi	None	
		Nkomazi	1; 14; 18; 19; 21; 22; 25; 26; 30	9
		Busbuckridge	8; 9; 27; 28; 33	5
	Maintenance and renovations of Community halls	Mbombela	4; 6; 23; 27; 35	5
		Thaba Chweu	None	
		Umjindi	None	
		Nkomazi	12	1
		Busbuckridge	1; 19; 25; 30	5
	Shopping Complex	Mbombela	2;15; 16; 26	4
		Thaba Chweu	None	
		Umjindi	None	
		Nkomazi	20; 21	2
		Busbuckridge	8; 27; 33	
	Post and telecommunications	Mbombela	4; 20; 26; 32	4
Thaba Chweu		None		
Umjindi				
Nkomazi		None		
Busbuckridge		6; 21; 26	3	

Emergency Services	Fire Station	Mbombela	13; 22; 26	3
		Thaba Chweu	None	
		Umjindi	None	
		Nkomazi	None	
		Busbuckridge	1; 8; 19; 31	4
	Ambulance to be allocated in the existing Clinic	Mbombela	13; 22; 35	3
		Thaba Chweu	None	
		Umjindi	None	
		Nkomazi	2; 6; 7; 10; 11; 12; 15; 16; 17; 22; 24; 25	12
		Busbuckridge	1; 5; 7; 8; 16; 19;31	7

Health and Social Services	Clinics/ Health Care Facilities	Mbombela	3; 7; 8; 10; 11; 17; 18; 20; 21; 25; 28; 29; 32; 34; 36	15
		Thaba Chweu	None	
		Umjindi	None	
		Nkomazi	7; 10; 11; 12; 15; 16; 17; 22; 24; 25; 26;	11
		Busbuckridge	All Wards	
	Upgrade existing Health Care facilities	Mbombela	15; 16; 26; 30; 34; 35	6
		Thaba Chweu	None	
		Umjindi	None	
		Nkomazi	None	
		Busbuckridge	5; 7; 9; 12; 15; 30; 34	7
	24 hour service/ improved service standards	Mbombela	1;2;4;19;22;24;26;27;35	9
		Thaba Chweu	None	
		Umjindi	None	
		Nkomazi	13; 20; 21; 30	4
		Busbuckridge	1; 2; 5; 9; 11; 21	6
	Mobile Clinics	Mbombela	14;17;34	3
		Thaba Chweu	None	
		Umjindi	None	
		Nkomazi	None	
		Busbuckridge	14; 15; 21; 28; 34	5
Crèches/ Child Care Centres	Mbombela	2; 8;15;16;17;30	6	
	Thaba Chweu	None		
	Umjindi	None		
	Nkomazi	13	1	
	Busbuckridge	ALL wards		

Health and Social Services - continues	Pensioner pay points	Mbombela	32;35	2
		Thaba Chweu	None	
		Umjindi	None	
		Nkomazi	2; 17; 12; 30	4
		Busbuckridge	5; 8; 9; 21; 33; 34	6
	Home Based Care Centres	Mbombela	17;21	2
		Thaba Chweu	None	
		Umjindi	None	
		Nkomazi	8; 11; 19	3
		Busbuckridge	14; 18; 26; 27	4
	Orphanages, Old aged homes and Hospices.	Mbombela	4;17;25;30;35	5
		Thaba Chweu	None	
		Umjindi	None	
Nkomazi		8		
Busbuckridge		1; 8; 9; 15; 30	5	

Education	Primary schools	Mbombela	3;10;15;16;18;21;26;31;32	9
		Thaba Chweu	None	
		Umjindi	None	
		Nkomazi	16,20,23,26	4
		Busbuckridge		
	Secondary schools	Mbombela	8;9;10;15;16;18	6
		Thaba Chweu	None	
		Umjindi	None	
		Nkomazi	16,22	2
	Educational facilities/ schools-not specified type	Busbuckridge	11,12,15,26,27	5
		Mbombela	10;12;17;20;22;24;26;35	8
		Thaba Chweu	None	
		Umjindi	None	
	Tertiary Institutions	Nkomazi	13	1
		Busbuckridge	All Wards	
		Mbombela	9	1
		Thaba Chweu	None	
	ABET	Umjindi	None	
		Nkomazi	None	
		Busbuckridge	1.9.19.,33	
		Mbombela	22	
	Increase of classrooms	Thaba Chweu	None	
		Umjindi	None	
		Nkomazi	None	
		Busbuckridge	1,5,27,33,34	5
	Leaner Transport	Mbombela	10;26;35	3
		Thaba Chweu	None	
		Umjindi	None	
		Nkomazi	7	1
	Bursaries for students	Busbuckridge	26,35,36	3
		Mbombela	17;26;28;35	4
		Thaba Chweu	None	
		Umjindi	None	
Renovations and equipments at schools	Nkomazi	All wards		
	Busbuckridge	All Wards		
		4;26	2	

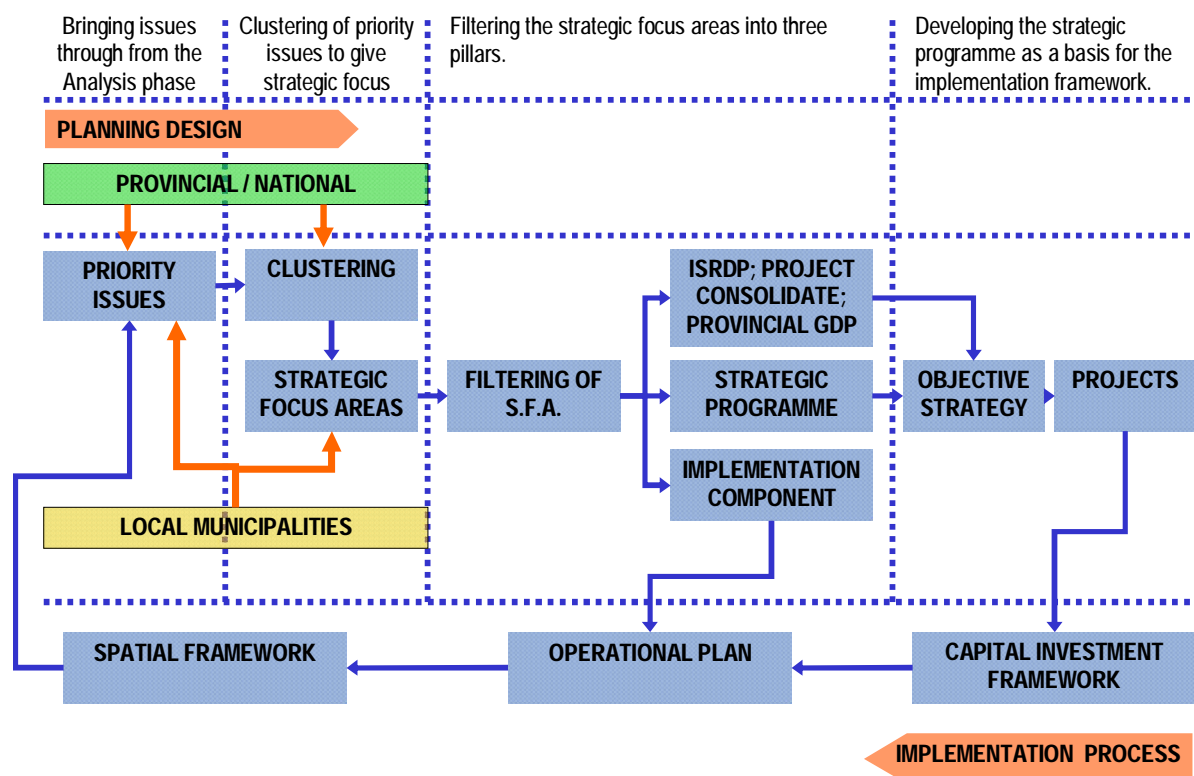
Safety and Security	Police Station 2 Satellite Police Station	Mbombela	10;17;18;26;20;27;31;35	8
		Thaba Chweu	None	
		Umjindi	None	
		Nkomazi	15,21,	2
		Busbuckridge	7,8,27,33	4
	Police Patrol	Mbombela	5;11;19;22;26;35	5
		Thaba Chweu	None	
		Umjindi	None	
		Nkomazi	None	
		Busbuckridge	All Wards	
	To be serviced by a nearer police station	Mbombela	1	1
		Thaba Chweu	None	
		Umjindi	None	
		Nkomazi	None	
		Busbuckridge	1,2,3,7,11,14,18,30	8
	Crime hot spot areas	Mbombela	4;8;11;15&16;17;24;26;31;36	10
		Thaba Chweu	None	
		Umjindi	None	
		Nkomazi	All wards	
		Busbuckridge	3,4,8,9,19,34,	6
Safety and Security mentioned as a priority but no problem statement	Mbombela	3;7;14;17;25	5	
	Thaba Chweu	None		
	Umjindi	None		
	Nkomazi	None		
	Busbuckridge	3,5,7,8,10,12,30	7	

LED	Empowerment and job creation through projects implemented in the Wards.	Mbombela	3;8;23;26;27;31	6
		Thaba Chweu	None	
		Umjindi	None	
		Nkomazi	All Wards	
		Busbuckridge	All Wards	
	Business development	Mbombela	2;15;16;35	4
		Thaba Chweu	None	
		Umjindi	None	
		Nkomazi	None	
		Busbuckridge	All Wards	
	Skills for community-entrepreneurship, tourism and etc.	Mbombela	6	1
		Thaba Chweu	None	
		Umjindi	None	
		Nkomazi	30	1
		Busbuckridge	All Wards	
	Agriculture processing	Mbombela	None	
		Thaba Chweu	None	
		Umjindi	None	
		Nkomazi	1-30	30
		Busbuckridge	None	
Mining	Mbombela	None		
	Thaba Chweu	None		
	Umjindi	None		
	Nkomazi	5,7,9,12,14,15,16,	7	
	Busbuckridge	None		

4. STRATEGIC PHASE

The Strategic program represents a key component of the IDP as it contains the core policy and strategic direction for the District. A primary component of the process is to present a framework to bridge the gap between an understanding of the District issues and achieving development on the ground. This section outlines the vision, mission, objectives and strategies as set by the District to achieved its development aims and mandate.

The diagram below illustrates how National and Provincial strategies, plans and programs influence the planning processes and project implementation at local level.



The table below illustrates the alignment between the three spheres of government in terms of their strategic documents. As illustrated in the diagrams below the synergy exist between our IDP and the provincial growth and development strategy as well as the National spatial development perspective. In all key performance areas of the Municipality the alignment between the three strategic document has been a priority.

Table 28 : Alignment between the NDP, PGDS & IDP

OBJECTIVE	PGDS AS ALIGNED WITH NSDP,MDG & ISF	MPUMALANGA GDS	THE BIG 5 FLAGSHIP PROJECTS
To improve the availability and reliability of infrastructure services	Development Infrastructure-land reform, housing, water, sanitation refuse roads telecommunication and ICT	Access to services	Water for all- accelerate eradication of water backlogs in a sustainable manner by 2010
To promote and facilitate private sector investments	Economic Development- job creation, support SMME's Tourism, Agriculture, mining and Manufacturing	More jobs, better jobs and decent work for all, addressing the investment challenge, Local Economic Development, NEPAD and international Co-operations	Commencement of Moloto Rail Development Corridor and development of projects to be embarked upon different Municipalities on the Maputo corridor based on its Master plan
To raise the level of skill-through education and skills development	Human resource Development, Education& Training, staff Development, Skills training and ABET	Develop skills and creating economic opportunities for all	Accelerated Capacity Building for Senior Managers (Executive Development Program)
To improve expenditure management-Govt capital investment TO improve institutional planning and project development Planning	Good Governance, Public sector Management, co-operative governance, accountability, public service delivery and transformation	Advancing equity and good Governance	
AsgiSA	PGDS as aligned with the NSDP ,MDG and ISF	Mpumalanga GDS	The BIG 5 Flagship Projects
	Social development Comprehensive and adequate Health Services, Social Security/Welfare services, Culture, Arts, Sport, Recreation, Safety& Security	Social Development	
Environmental Management	Sustainable Environment Development Environment Management, Environmental Rehabilitation Program, Community based natural resource management and sustainable development	Greening Mpumalanga Flagship	

4.1 VISION

The strategic planning workshop was held on the 19 and 20 September 2007 recommended the following phrase to be the vision of the District Municipality.

“THE BEST PERFORMING DISTRICT MUNICIPALITY OF THE 21ST CENTURY”

4.2 MISSION

Ehlanzeni District Municipality strives to excel in planning, co-ordination and support for our Local Municipalities in consultation with all stakeholders to ensure the best standard of living for all.

4.3 CORE VALUES

Transparency

High Quality Service Delivery

Accountability

Service Communities with Integrity

Efficiency

Professionalism

4.4 DEVELOPMENT PRIORITIES

The following development priorities supporting the four crucial components that underline sustainable development, i.e. need for basic infrastructure and development for the poor, economic growth and development, environmental conservation and improved livelihoods are based on principles set out in the Mpumalanga Provincial Spatial Framework. The following development priorities will guide specific decisions regarding the spatial development and arrangement of, within and between settlements and to guide investment and development spending in the Ehlanzeni District.

4.4.1 An integrated functional urban and rural system

The development of a functional urban and rural system supporting the alleviation of poverty needs to focus on eradicating the dysfunctional spatial system that was created in the pre-democratic period where areas of severe poverty, limited economic opportunities, limited land tenure options, limited social and engineering infrastructure, far removed from employment opportunities and economic growth were created,

Spatial integration of displaced settlements with areas of economic opportunity and potential within the Ehlanzeni District needs to focus on:

The provision of investment opportunities providing for intensity, diversity and priority accessible transportation corridors (connectors).

Transportation corridors need to be provided between concentrations of greatest need for development towards areas of greatest economic potential

The provision of housing in localities within reasonable walking distance to public transport providing enhanced accessibility to employment opportunities, social facilities and bigger shops.

Local shopping, social facilities and open spaces also need to be provided in close proximity to human settlements to fulfill the immediate local needs of residents.

The integration of the natural environment into urban areas

The provision of a range of social, economic and recreational opportunities. The clustering of many of these opportunities in nodes or along specific development corridors in growth centres will increase accessibility and maximise the economies of scale.

Promoting local economic development initiatives, attracting economic development to existing impoverished areas

4.4.2 Focus investment on localities with greatest economic potential

Investment needs to be focused on those areas providing the best opportunities to better the quality of living of all the residents in the Ehlanzeni District.

The areas within Ehlanzeni with higher levels of economic potential, which attracts greater intensity of investment in higher density development forms and provide a greater range and diversity of investment types and supporting services needs to accommodate a greater mix of income levels and activities. Neighbourhoods within these areas need to provide for:

Different types of housing for different income groups to facilitate social interaction between different groups and provide opportunities in neighbourhoods, need to be promoted.

The more productive use of facilities by the entire neighbourhood and a combined sense of ownership for all the inhabitants of the neighbourhood.

Different choices for people at different life stages and with specific needs addressing the needs of a range of residents of the neighbourhood including woman with children staying at home during the day, the elderly and the youth.

The main areas with higher levels of economic potential in Ehlanzeni are Nelspruit, White River, Hazyview, Malelane, Lydenburg, Barberton and Sabie

4.4.3 Development of areas with a high development need and low levels of economic and livelihoods potential

Investment in those areas where there is a dire needs to improve the quality of living.

The planning of these areas needs to be focused on

The provision of commercial and services providing for the needs of the local communities. The size of the communities justify the local provision of commercial and services infrastructure

The provision of efficient engineering and social infrastructure.

The provision of neighbourhood (precinct) development nodes that will provide for catalyst interventions ensuring the restructuring and renewal of urban and rural areas.

The following areas:

- Ø Bushbuckridge that has been identified as an ISRDP node
- Ø Eastern Mbombela (Nsikazi)
- Ø Southern Nkomazi
- Ø Leroro, Mathibidi and Moremela

4.4.4 The development of sustainable settlements in rural areas

In the development of sustainable settlements in rural areas (all areas outside areas of higher concentration of people and activity) the specific development and settlement needs of people should focus on the following:

- Ø Balance the use of resources on which the development is based on with the carrying capacity of the resource
- Ø Provide for the differentiated needs of different settlement types:

Agri-Villages

The size of an agri-village needs to be balanced with the agricultural potential of the land and also the sustainability of the settlement in terms of the provision of a minimum standard of social and engineering infrastructure. The settlement of people not directly involved with the use of the resource should not be allowed. People not directly involved should be accommodated at Activity nodes and centers within Ehlanzeni.

Mine Towns

Housing for mine workers should be accommodated within the nearest existing urban areas in the area. The new mines in the Bushveld Complex Eastern Limb near

Lydenburg should provide housing in Lydenburg, Burgersfort, Steelpoort, Orighstad, where ample social and economic infrastructure exists.

The provision of resorts or lodges on farms to provide for the housing needs of mine personnel should not be allowed.

The commercial use of farms for ancillary uses to the mining industry should not be allowed

Resort Developments

Resort developments on a site need to be closely associated with a resource, and is clearly advantaged and distinguished in terms of its amenity value from surrounding properties and offers only temporary accommodation

Low density (Rural) Residential

Low-density residential areas need to be focused on the edge of existing urban areas where social and engineering infrastructure exists or where the extension of services can take place. Local Municipalities need to provide the necessary policies as part of their Spatial Development Frameworks to accommodate these developments. Policies should attend to the availability of water and other essential services and roads. Services contributions to the district and local municipality need to be attended to.

Eco-Estates and Golf Estates

The development of eco estates needs to focus on:

- Ø The carrying capacity of the eco system that it relies on
- Ø The requirements of NEMA
- Ø Sustainable engineering infrastructure
- Ø The tourism sector primarily
- Ø The development of golf estates needs to focus on:
 - Ø The availability and sustainability of the water source
 - Ø The feasibility of the golf course associated with the housing development
 - Ø The requirements of NEMA
 - Ø The tourism sector sector

4.4.5 The responsible use and management of the natural environment

Spatial planning needs to focus on the responsible management of natural resources in order to ensure:

- Ø The balance of the use of resources for infrastructure development and operation with the carrying capacity of ecosystems;
- Ø That where areas of high priority (high levels of economic and sustainable livelihood potential and need for development) and high environmental sensitivity overlap, more detailed planning and management at the more local scale takes place;
- Ø The protection of the Kruger National Park as an international nature reserve also attending to the provision of managed buffer zones within the adjoining municipal areas.

4.4.6 Human Resources Development

The existing spatial patterns of development, originating in policies of separate development will become more firmly entrenched and spatial restructuring will not occur if development of the people does not happen.

Investment to develop areas of low economic and livelihood potential but high levels of need for development need to focus not only on basic services but focus on the development of people through skills development and access to knowledge of opportunities. This will thus facilitate choice and ability to move to areas of greater potential.

The provision of training and education facilities within areas with a high development need and low levels of economic and livelihoods potential should be a high priority.

4.4.7 Affordability

Differentiated need in terms of income levels must be considered in relation to different investment products. For example, lower cost housing products should be targeted in localities with higher levels of lower income need while more, higher density, higher cost housing products should be targeted in areas of higher income need. Housing strategies need to accommodate the different needs of different affordability levels.

4.4.8 Land reform

Land reform, which includes the restitution, redistribution and tenure reform plays a major role in providing a sustainable socio economic development of the disadvantaged communities. The severe lack of access to land for the poor should be addressed by way of policies attending to restitution and land availability in order to accommodate the need of poor for tenure and ownership. The IDP and spatial

development frameworks of the district and local municipalities need to accommodate the land tenure needs of the people and simultaneously act as a guide to land tenure upgrading. The Nsikazi, Nkomazi, Bushbuckridge, Leroro, Moremela, Mathibidi areas need to be prioritized. The Ehlanzeni District Municipality and Department of Land Affairs need to provide a joint strategy at district level.

4.4.9 Enhancing regional accessibility

The provision of regional accessibility is important in order to develop the full potential of all the development nodes within Ehlanzeni. The spatial structure should be provided with the aim to enhance inter municipal and intra municipal accessibility.

4.5. **DEVELOPMENT STRATEGIES**

STRATEGY	OBJECTIVES
Strategic Goal 1: To produce credible macro-plans for accelerated socio-economic development	
Integrated Development Planning	To consistently produce and implement a credible IDP framework for the district
Transport planning	To increase economic activity through an integrated transport management plan for the district
Planning Information	To generate new sources of planning information to support national statistics and inform relevant strategies
Water Services Development Planning	To regularly monitor the quality of domestic water supply in all local municipalities. To regularly conduct awareness campaigns of polluted rivers in all local municipalities. To regularly update the WSDP
Priority Health Plan	To develop a district health plan that places priority on mitigating the effects of HIV/AIDS
Disaster Management execution	To ensure that disaster management plans are implemented through the allocation required resources to our municipalities
Strategic Goal 2: To support and sustain economic growth through policies and strategies that enable a progressive annual performance	
Tourism Development	To ensure tourism product development and promotion in the district through partnerships
(Scarce) Skills Development	To lobby for and support the development of scarce skills that are critical for economic development
Fight against poverty	To facilitate programs and initiatives that enable communities to start their own businesses
SMME development	To develop SMME's through consistent and continuous support and capacity-building

STRATEGY	OBJECTIVES
Attractive business environment	To create a conducive business environment through planning and investment promotion strategies
Industrial development	To lobby for the development of new industrial zones through local and foreign investment
Strategic Goal 3: To empower our citizens through increased participation in governance process	
Capacity Building of Community Structures	To conduct education awareness programmes about municipality To increase our impact on social cohesion through targeted programs for special needs
Communication Strategy	To maximize the use of electronic, print media and verbal (Multimedia) channels of communication to our key customers
Outreach Programmes	To maximize community participation through Council sittings and izimbizo To raise awareness and increase understanding on the operations of the district council through junior councils and people's assembly approach
Increased customer focus and service excellence	To strive for high quality of service through the implementation of the "Batho Pele" strategy
Strategic Goal 4: To create and retain a healthy and safe environment for our customers	
Strengthening the Community Policing Forum	To lend support to the efficient and effective functioning of the CPF in all local municipalities in order to significantly reduce criminal activity
Waste management	To ensure that all local municipalities have an effective and efficient waste management strategies with the requisite resources for implementation.
Recreation	To support municipalities in the creation of recreational facilities in targeted areas
Environmental health	to implement environmental health strategies with the required resources in all local municipalities
Strategic Goal 5: To build a modern, performance-driven municipality through good governance	
Performance Management Systems	To develop clear and cascaded performance measures for the institution, its business units and employees
Organisation development	To renew the institution through interventions that enable effectiveness and efficiency in our execution of strategy
Best Practice Models	§ To ensure that the district source best practices from various institutions
Legislative Compliance	§ To develop and educate our stakeholders on policies and procedures that are in line with relevant legislation.
Corporate Governance & Ethics	§ To evolve policies to maintain the integrity of the district municipality

4.6 INSTITUTIONAL CHALLENGES AND SWOT ANALYSIS

Table 32: SWOT Analysis

INTERNAL ENVIRONMENT	
Strengths	Weaknesses
Developed policies in place and functional	Poor infrastructure in previously disadvantaged areas for effective coordination and support to local Municipalities
Efficient financial management and communication systems	Lack of financial autonomy due to the cancellation of RSC levy collections
Established infrastructure and technical expertise	Poor communication
Good progress had been made with restructuring and filling of positions	
EDM Office Building	
EXTERNAL ENVIRONMENT	
Opportunities	Threats
Opportunities for Economic development and growth (tourism, Agriculture, Mining, Manufacturing & Exports)	Poor/inadequate infrastructure & huge backlog on service delivery in rural areas
Hosting of 2010 World Cup Tournament	Poor Marketing and Branding within the District
Close Proximity to Swaziland & Mozambique	High levels of unemployment and shortage of critical skills e.g. Engineering, Finance and IT
Kruger National Park & International Airport (KMIA)	HIV/AIDS pandemic spread
Good relations with stakeholders and role players e.g. Business sector	Insufficient funds to implement projects as reflected in the IDP
District with the world renowned natural sites e.g. Samora Machel International Monument, Pilgrims Rest and Ponieskrans	Influx of refugees from neighbouring countries
Maputo Development Corridor	Lack of coordination on crime prevention
R40 National Road / New Bulembu Road	Global Warming

5. MUNICIPALITY GOALS, OBJECTIVES AND MEASURES

5.1 Basic Services Delivery

KPA: Infrastructure and Services								
Goal: [Efficient and effective delivery of services to all Improved accessibility to social and economic infrastructure								
Priority Issue [Programme]	Objective	Measures		Target	Period	Projected Programme Budget ('000)		
		Output	Outcome			08/09	09/10	10/11
Water Infrastructure	To assist LMs in providing water infrastructure	% of households provided with sustainable potable water	% of households provided with sustainable potable water	60% of households in the municipal area	30 June 2011	R5 500 000	R4 805 856	R5 408 826
Bulk Sanitation Infrastructure	To assist LMs in providing sewer infrastructure	% of urban households connected to sewer system	% of urban households connected to sewer system	60% of the households in the municipal area	30 June 2011	R17 000 000	R17 000 000	R17 000 000
Electrification of Households	Provision of electricity to all areas in the municipal area by DME and ESKOM.	% of households connected to the system	% of households with reliable electricity	70% of households with electricity in the municipal area	30 June 2011	R34 540 115 (Allocation by DME)	R55 301 443 (Allocation by DME)	
Roads and Storm Water	To assist LMs in providing roads infrastructure	Number of kilometres of safe road and storm water networks	Construct safe roads between areas	Provide 5000 kilo meters of road	30 June 2011	R36 000 000	R78 400 000	R87 600 000
Waste Management and Refuse Removal	Increase compliance to NEMA and international conventions on Environmental regulatory policy.	% of households with access to waste management and refuse disposal system	% households satisfaction index	30% increase in the households satisfaction index	30 June 2011	R1 300 000	R2 000 000	R2 000 000

KPA: Basic Services Delivery								
Goal Efficient and effective delivery of services to all								
Improved accessibility to social and economic infrastructure								
Priority Issue [Programme]	Objective	Measures		Target	Period	Projected Programme Budget ('000)		
		Output	Outcome			08/09	09/10	10/11
Transport	Promote an effective and affordable transport system to cater for the whole of the municipal area	Number of transport infrastructure and system projects implemented	Improved transport accessibility between the areas	Community and service providers	30 June 2011	R1 300 000	R2 000 000	R2 000 000
Housing	To promote sustainable human settlements through housing plan	Approved Housing Plan	Provision housing in terms of the Housing plan	Prospective house recipients	30 June 2011	Part of sector plans		
Region Cemeteries	Increase compliance to NEMA and international conventions on Environmental regulatory policy.	Number of hectares of land acquired for cemeteries	Number of complaints from bereaved families	Communities	30 June 2011	R300 000	R1 300 000	R1 300 000
Land Ownership and Land Use Management	To promote sustainable human settlements To facilitate redistribution of agriculture land & implement land reform programs	% compliance with land tenure legislation	% of land security tenure	Communities and developers	30 June 2011	R12 000 000	R12 500 000	R12 450 000

5.2 Local Economic Development

KPA: Local Economic Development								
Goal Creation of job / employment opportunities Create viable economic base for the district Increase PDI ownership of key economic drivers								
Priority Issue [Programme]	Objective	Measures		Target	Period	Projected Programme Budget ('000)		
		Output	Outcome			08/09	09/10	10/11
Local Economic Development	To increase the economic growth of EDM at 5% per annum as contribution to the PROVINCIAL economic growth	1. % of economic growth in all sectors of the economy. 2. Number of diversified sectors of the Economy	1. % of economic growth or GDP contribution to the province. 2. % contribution of the new sectors in terms economic sectors.	3% GVA for the area 3% GVA for the Area	30 June 2011	R2 000 000	R3 000 000	R4 000 000
Local Economic Development	Creation of an environment conducive for capital investments and economic growth through SMME	1. Number of capital investments initiated in the district. 2. Number of employed people	1. Number of capital investments initiated in the district. 2. High investor confidence rating.	New Investors	30 June 2011	R2 000 000	R3 000 000	R4 000 000
Local economic development	Creation of economic opportunities for PDIs	Number of new entrepreneurs entering the market	Number of sustainable enterprises.	All sectors of Government	30 June 2011	R2 000 000	R3 000 000	R4 000 000
Local economic development	To stimulate growth through the use of Local SMMEs in our District.	% of SMME contracted by the district Municipality	% of growth in the second Economy (base line) The ratio of sustainable SMME used in our programme	30% of registered SMMEs in the district database	30 June 2011	R2 000 000	R3 000 000	R4 000 000
Local economic development	Intensify enterprise development	Number of established and sustainable businesses (second	Reduction of the gap between the two economy	Number of programme initiated	30 June 2011	R4 000 000	R3 000 000	R4 000 000

KPA: Local Economic Development								
Goal Creation of job / employment opportunities Create viable economic base for the district Increase PDI ownership of key economic drivers								
Priority Issue [Programme]	Objective	Measures		Target	Period	Projected Programme Budget ('000)		
		Output	Outcome			08/09	09/10	10/11
		economy)	levels					
Tourism	Implement the tourism strategy	% implementation of the strategy	Tourism related projects	40% implemented strategic actions	30 June 2011	R2 000 000	R3 000 000	R4 000 000
2010 world soccer tournament	Economic empowerment of EDM community	Maximum participation by community	Hosting of the successful 2010 world cup	All stakeholders	30 June 2010	R8 000 000	R1 600 000	R2 000 000

5.3 Social Development

KPA: Social Development								
<ul style="list-style-type: none"> • Goal: - Safe and Secure environment for people to live in <ul style="list-style-type: none"> - Police services - Access to appropriate and prompt support services in times of emergencies - Ambulance services - Fire protection <p>Appropriate framework for Disaster Management</p>								
Priority Issue [Programme]	Objective	Measures		Target	Period	Projected Programme Budget ('000)		
		Output	Outcome			08/09	09/10	10/11
Health	1. Facilitate the provision of the primary health core package in the entire district. 2. Facilitate the reduction of infant and maternal mortality rates 3. Facilitate sustainable human development through provision of all Provincial and National programs	§ Number of awareness programmes and campaigns conducted	§ Number reduction in cases of deadly diseases § Change in community behaviour	< 15 cases a month	30 June 2011			
Social Welfare	1. Facilitate the provision of the primary health core package in the entire district. 2. Facilitate the reduction of infant and maternal mortality rates 3. Facilitate sustainable human development through provision of all Provincial and National programs	% of households with improved living standards and conditions	% of households satisfaction index	30% increase in the household satisfaction index	30 June 2011	R3 000 000	R2 000 000	R2 000 000
HIV/AIDS	To co-ordinate all HIV/AIDS activities.	% of reduction of the spread.	Healthy Citizen and Extended livelihood	Infected and affected as well as other communities	30 June 2011	R3 000 000	R4 200 000	R5 400 000
Education	Maintain continuous improvement in the standard of education to eradicate illiteracy in the district,	Number of schools and training centres established in the area	Number of learners and scholars with accredited qualifications	1000 Learners and 2000 scholars	30 June 2011	R1 250 000	R1 500 000	R1 500 000
Safety and Security	Development of EDM as a safe and secured place for both permanent residents and none permanent residents	% reduction in crime related incidents	Save and secured District	30% reduction	30 June 2011	R 820 000	R1 500 000	R3 000 000
Sports and Recreation	Ensure accessibility to Sport and Recreation facilities for all the	Number of sports and recreation facilities	Number of inhabitants having access to sports	100000 inhabitants	30 June 2011	R4 300 000	R5 000 000	

KPA: Social Development								
<ul style="list-style-type: none"> • Goal: - Safe and Secure environment for people to live in <ul style="list-style-type: none"> - Police services - Access to appropriate and prompt support services in times of emergencies - Ambulance services - Fire protection <p>Appropriate framework for Disaster Management</p>								
Priority Issue [Programme]	Objective	Measures		Target	Period	Projected Programme Budget ('000)		
		Output	Outcome			08/09	09/10	10/11
	inhabitants of the municipal area	developed	and recreation events at the municipal area facilities	attending major sporting and recreational events				
Arts and Culture	Social and cultural integration as well as conservation of important cultural and historic sites	Preservation and maintenance of identified cultural and historical sites	Maximise potential benefit economically to all communities		30 June 2011	R1 500 000	R2 700 000	R2 700 000
Disaster Risk Management	To have EDM as a safe and secured place for both permanent and none permanent residents	1.Operational DME 2.Advisory forum	Reduction identified vulnerable hazardous areas	Established functional DME	30 March 2010	R7 000 000	R	
Environmental Management	To promote sustainable environmental practices in the EDM	Environmental Management plan and SOER	Achievement of a set environmental management targets in line with the Environmental Assessment Plan and SOER	Approved EMP and SOER on annually basis	30 June 2009	R1 500 000	R400 000	R400 000
Water quality and Monitoring	Water quality management Ensuring that both consumption and environment	Verify quality Water taking samples	Quality water for both consumption and environment	100% water supply of quality water for all communities	30 June 2009	R1 750 000	R4 500 000	R5 000 000

5.4 Municipal Transformation and Organisational Development

KPA: Democracy and Governance								
Goal : Improved service delivery through Efficient and Effective Activities, Processes and Systems.								
Priority Issue [Programme]	Objective	Measures		Target	Period	Projected Programme Budget ('000)		
		Output	Outcome			09/10	10/11	11/12
Performance Management/Monitoring & Evaluation	Improved Performance and Service delivery through effective and efficient business processes and systems through the implementation of Performance Management/Monitoring and Evaluation	Performance Assessments and Review Reports	Service excellence by a strategically aligned organization	5% improvement on baseline	June 2012	R2 250 000	R2 500 000	R 2 500 000
GIS: District Wide GIS Development: Linking Local Municipalities and the district	To ensure local municipalities who have adequate resources to link to the GIS Web based site and are skilled enough to update their information on the site	Business Plans and support requests from local municipalities New IT/GIS infrastructure at local municipality offices Trained LM officials	Increase GIS database accessibility to 24/7 and 100% online availability by 2011	All local municipalities	2006-2011	R287 600		
GIS: Baseline Data Acquisition & Data Maintenance	To have up to date baseline information available for planning of services and maintenance and monitoring of progress regarding spatial development of the district	Updated spatial information allowing current backlog calculations and automated generation of infrastructure and town planning reports	Improved a reliable services data and instant generation of information.	All local municipalities	2006-2011	R1 855 126	R1 750 000	R1 750 000
GIS: General Household Survey (Service levels and backlogs survey)	To update the household services information available for use in planning while capturing qualitative data to measure performance	Updated statistics of the district to feed into sector plans/strategies	Greater detailed and reliable statistics for planning, implementation & review	EDM	2007-2009	R3 475 500		
Software Hardware purchase and maintenance agreements & capacity building	To keep the GIS office operating at maximum efficiency	Maps, reports analogue and with digital capacity of regeneration.	Efficient GIS Unit	EDM GIS	2006-2011	R35 168	R35 955	R36 312
Training and Skills Development	To have an effective, efficient and sustainable human resource in the service of EDM	% of employees achieving Personal Development Plan targets	% of performing employees contributing to productivity	75% of employees	30 June 2011	R2 322 000	R350 000	R350 000

Communications (E-record management)	To improve and update information and communication Technology to ensure efficiency and effectiveness.	Electronic and e-record system	Uptime availability and function of the system	98% uptime and running of the system.	30 June 2011	R1 600 000		
Publicity(Marketing)	To improve the image of Ehlanzeni District Municipality to its community and other stakeholders	Implementation of strategy	Improvements of EDM image	Establish baseline by 30/09/08		R2 900 000	R4 500 000	R4 500 000
Support the development of the IDP through the coordination of training and technical support	Improve skills and capacity to enable municipal role players to effectively take part in the IDP-process	Accredited IDP-training programme to be completed Visitation to or meeting with local municipality on demand	More credible IDPs developed within local municipalities Improve service delivery	75% of identified role players 75% of identified role players	30 June 2012	R2 900 000	R5 000 000	R6 000 000
Implementation of Transversal Programs	For total compliance with all national Legislations on Transversal issues	Compliance	Improve compliance		30 June 2009	R1 790 000		
Provision of administration and legal advisory								
Intergovernmental and International Relations	1.Ensure proper coordination of activities among all spheres of government 2. Strengthen our international relations with the outside world	1.Number of IGR meetings as per the framework Act, 13 of 2005 2.Number of activities carried out	1. Number of issues implemented. 2. Number of projects and programs as a results of our international engagements	3 forum meetings 2. 2 outbound and 2 inbound missions	30 June 2009	R2 000 000		

5.5 Good Governance and Public Participation

Good Governance and Public Participation								
Goal Efficient and Effective Administration								
Priority Issue [Programme]	Objective	Measures		Target	Period	Projected Programme Budget ('000)		
		Output	Outcome			08/09	09/10	10/11
Public Participation	Mazimise participation by all sectors in Municipal affairs	Level of participation	Better understanding of council issues	All stakeholders	30 June 2009	R1 900 000	Operational	Operational
Development of sector plans	Proper analyses of sectoral issues and designing of relevant projects	Sectoral Plans	Improve funding Mechanism and services	All outstanding sector plans	30 June 2009	R2 900 000	R3 500 000	R3 500 000
IDP Review Support the Public Participation Units and Ward Committees for efficient participation in the processes of Council (IDP)	Credible IDP FOR EDM and Local Municipalities Improving the skills and knowledge of identified role players to improve the participation process for effective service delivery	Improving the skills and knowledge of identified role players to improve the participation process for effective service delivery	Increased service delivery.	75% of Ward Councilors trained. Support to the CBP-process.	30 June 2007 to 2012	R3 500 000	R3 500 000	R3 500 000
Intergovernmental and International Relations	1. Ensure proper co-ordination of activities among all spheres of government 2. Strengthen our international relations with the outside world	1. Number of IGR meetings as per the Framework Act, 13 of 2005 2. Number of activities carried out	1. Number of issues implemente 2. Number of projects and programs as a result of our international engagements	3 Forum meetings 2 outbound and 2 inbound missions	20 June 2009	R1 790 000	R3 000 000	R4 000 000

5.6 Financial Viability and Management

Financial Viability and Management								
Goal: Viable finances								
Priority Issue [Programme]	Objective	Measures		Target	Period	Projected Programme Budget ('000)		
		Output	Outcome			08/09	09/10	10/11
Financial Management	To maintain and improve a sustainable and sound financial management standard (MFMA & MSA).	Unqualified Auditor General's report	Progressing good and sound financial system	EDM Funds	30 June 2008	R7 500 000	R8 200 000	R12 092 800

6. INTEGRATED PLANS

6.1 OPERATIONAL 3 YEAR IMPLEMENTATION PLAN

To be finalised with the Budget including a revised SDBIP for 2008/2009.

6.2 5 YEAR FINANCIAL PLAN

To be finalised with the Budget.

6.3 CAPITAL INVESTMENT PROGRAMME

To be finalised with the Budget.

6.4 INTEGRATED SPATIAL DEVELOPMENT FRAMEWORK

Spatial Development Framework Reviewed and draft submitted awaiting approval of council.

6.5 INTEGRATED SOCIO-ECONOMIC PROGRAMME/PLAN

6.5.1 Local Economic Development

Draft strategy available.

6.5.2 Tourism

Draft strategy available.

6.5.3 HIV/AIDS

HIV/AIDS Strategy has been developed and approved by Council. Funds have been allocated for the review of the strategy. *See annexures*

6.5.4 Gender and Equity

Ehlanzeni District Municipality has established the Transversal Programmes Unit that deals with issues relating to the following: Youth Development and Economic Participation; Women's Empowerment and Gender Equality; Socio / Economic Development for people with disabilities; Office of Rights of the child; Social Development Programme for the elderly.

A draft of the Youth Development Strategy and The People with Dissability Strategy has been developed and waiting for council approval.

6.6 INTEGRATED WATER SERVICES DEVELOPMENT PLAN

WSDP for EDM is in place and EDM is in the process to review and update the current WSDP to include Bushbuckridge Local Municipality and KNP. A blue print document has been developed to guide project implementation.

6.7 INTEGRATED ENVIRONMENTAL PROGRAMME/PLAN

Tenders have been submitted but not awarded due to the co-function for this project by DEAT and DALA not being received by Ehlanzeni District Municipality despite MOU being signed and the project has been rolled over to the 08/09 financial year, where Ehlanzeni District Municipality will provide all the funds.

6.8 INTEGRATED INSTITUTIONAL PROGRAMME/PLAN

The staff establishment for Ehlanzeni District Municipality is in place and attached as annexure to the IDP as well as the Skills Development Plan also in place and attached.

6.9 DISASTER MANAGEMENT PLAN

Disaster management plan and Disaster Management Framework Developed and approved by council on the 26June 2007 item A124/2007 and the implementation plan was approved on the 25 July 2007 item A180/2007.

6.10 PERFORMANCE MANAGEMENT, MONITORING AND EVALUATION SYSTEM

A Performance Management System Framework Plan developed and approved by council on 27/11/2007 item A253/2007

7. PRIORITY ISSUES / PROGRAMMES AND PROJECTS

* Budgets and Projects to be funded and implemented by EDM.

Priority Issue/Programme: <u>Water Infrastructure</u>									
Programme Objective: To support Local Municipalities to provide adequate (quality & quantity) efficient affordable water to all consumers through sustainable and efficient systems.					Target for the Year: 20% of the total backlogs in the municipal area				
Project ID	Project Name	Project Location	Project Beneficiaries	Project Objective	Key Performance Indicator	Period	Budget Allocation	Source of Funding	Implementing Agency
EDMT 01	Dixie water supply	Dixie	Communities in and around Dixie	Improve the sustainability and quality and quantity of water provision in Dixie	Efficient operations of all water infrastructure in Dixie	30 June 2009	R3 500 000	EDM	EDM TECH
EDMT 02	Feasibility studies for water treatment plants	EDM	EDM area	To provide planning document to LMs for efficient operation of water treatment plants	Feedback	30 June 2009	R2 000 000	EDM	EDM TECH

Priority Issue/Programme: <u>Sanitation</u>									
Programme Objective: To support Local Municipalities to provide adequate (quality & quantity) efficient affordable sanitation to all consumers through sustainable and efficient systems.					Target for the Year: 30% of the total households in the municipal area				
Project ID	Project Name	Project Location	Project Beneficiaries	Project Objective	Key Performance Indicator	Period	Budget Allocation	Source of Funding	Implementing Agency
EDMT 03	Repair, upgrade WWTW	EDM community	EDM	Improve the sustainability and quality and quantity of sanitation provision in the District	Efficient operations of all sewer infrastructures	30 June 2009	R12 000 000	EDM	EDM TECH
EDMT 04	Upgrade Barberton WWTW phase 3	Umjindi LM	EDM	Improve the sustainability and quality and quantity of sanitation provision in the District	Efficient operations of sewer infrastructure	30 June 2009	R5 000 000	EDM	EDM TECH

Priority Issue/Programme: Roads and Storm water									
Programme Objective: Provide safe and appropriate road and storm water networks in the municipal areas					Target for the Year: 30KMs of safe road and storm water network				
Project ID	Project Name	Project Location	Project Beneficiaries	Project Objective	Key Performance Indicator	Period	Budget Allocation	Source of Funding	Implementing Agency
EDMT 05	Completion of Steenbok Road.	Steenbok.	All Motorists and the Steenbok Community.	Efficient transport network	Completion of the road	30 June 2009	R18 000 000	EDM	EDM TECH
EDMT 06	Completion of Phiva Bus Route	Phiva	All motorist and Phiva community	Efficient transport network	Completion of the road	30 June 2009	R8 500 000	EDM	EDM TECH
EDMT 07	Completion of the Green valley to Salique		All motorist and communities between Green valley and salique	Efficient transport network	Completion of the road	30 June 2009	R8 000 000	EDM	EDM TECH
EDMT 08	Assist Kruger Park in upgrading of existing low water bridge at Komatipoort (DMA area)	Kruger National Park	DMA	Assist in upgrading of the bridge	Completion of the bridge	30 June 2009	R1 234 628	EDM	EDM TECH
EDMT 09	Upgrading of roads in living staff quarters	Kruger Park	DMA	Assist in upgrading of internal roads	Completion of the roads	30 June 2009	R1 200 000	EDM	EDM TECH

Priority Issue/Programme: <u>Waste Management and Refuse Disposal</u>									
Programme Objective: Increase compliance with NEMA and international conventions resolutions on Environmental regulatory policies.					Target for the Year: <i>increase compliance to NEMA by 30%</i>				
Project ID	Project Name	Project Location	Project Beneficiaries	Project Objective	Key Performance Indicator	Period	Budget Allocation	Source of Funding	Implementing Agency
EDM 10	Waste Management Plan	EDM	EDM Community	Proper planning and Management of waste in EDM	Waste Management Plan	30 June 2009	R200 000	EDM	EDM(MUN H)

Priority Issue/Programme: <u>Cemeteries</u>									
Programme Objective: Increase compliance with NEMA and international conventions resolutions on Environmental regulatory policies.					Target for the Year: Reports				
Project ID	Project Name	Project Location	Project Beneficiaries	Project Objective	Key Performance Indicator	Period	Budget Allocation	Source of Funding	Implementing Agency
EDM 11									

Priority Issue/Programme: <u>Land Ownership and Land Use Management</u>									
Programme Objective: To promote sustainable human settlements To facilitate redistribution of agriculture land & implementation of land reform programs					Target for the Year: 100% compliance of land tenure legislation				
Project ID	Project Name	Project Location	Project Beneficiaries	Project Objective	Key Performance Indicator	Period	Budget Allocation	Source of Funding	Implementing Agency
EDML 12	Rural CBD planning Development	EDM	Rural communities in EDM area	Provide detail planning for all rural CBDs and rural settlement	Finalise three rural CBDs per financial year (on going)	30 June 2009	R3 000 000	EDM	EDM (DEV PLAN)
EDML 13	Spatial Development plan	EDM	LMs; District and communities	Provide developing guideline to EDM and LMs	Approved SDF	30 June 2009	R300 000	EDM	EDM (DEV PLAN)
EDML 14	Land tenure Upgrading	Nkomazi, Nsikazi, Thaba Chweu and BLM	Communities in informal towns in EDM	Provide for security tenure and land ownership	Private title deeds	30 June 2009	R5 000 000	EDM	EDM (DEV PLAN)
EDML 15	District Rural development strategy	All LM areas	LMs and developers	Guidelines for land use management	Approved development strategy as part of the IDP	30 June 2009	R300 000	EDM	EDM (DEV PLAN)
EDML 16	District Environment Framework (SOER and EMP)	EDM	Whole EDM area and all sectors/parties	Guide, maintain environment through strategy	Approved EMP and SOER	30 June 2009	R500 000	EDM	EDM (DEV PLAN)
EDML 17	District Land Monitoring Program	Each LM area	LMs	Provide land use monitoring system	Implementing efficient land use management system	30 June 2009	R300 000	EDM	EDM (DEV PLAN)
EDML 18	Guidelines for Resort Development Golf Estate	EDM	LMs and developers	Provide guideline for LMs and developers for new applications	Final approved guidelines and regulations	30 June 2009	R500 000	EDM	EDM (DEV PLAN)
EDML 19	KNP Development	KNP South	DMA are and KNP employees	Provide spatial development guidelines	Approved SDF for KNP	30 June 2009	R300 000	EDM	EDM (DEV PLAN)
EDML 20	Assistance to Local Municipalities for Development Projects	All LMs	LMs	Help compile various strategies with regard to development and land use management	An Integrated land use management system for all LMs and the District as well as the Development Tribunal and Townships Board	30 June 2009	R1 800 000	EDM	EDM (DEV PLAN)

Priority Issue/Programme: <u>Local Economic Development and Job Creation</u>									
Programme Objective: To increase economic growth of EDM at 5% per annum as contribution to the national economic growth.					Target for the Year: 3% GVA for the area				
Project ID	Project Name	Project Location	Project Beneficiaries	Project Objective	Key Performance Indicator	Period	Budget Allocation	Source of Funding	Implementing Agency
EDML 21	Capacity building for SMME	EDM	EDM SMME	Capacitate SMME in Business Management	Qualified and skilled SMME	30 June 2009	R500 000	EDM	EDM (LED)
EDML 22	Hosting of the District Growth and Development Summit	EDM	EDM community	Identification of Business opportunities	Hosting of a successful summit	30 June 2009	R800 000	EDM	EDM (LED)
EDML 23	Hosting of the tourism Month within EDM	EDM	EDM Community	Encourage and maximise Tourism in the region	Hosting an event successful popularise Tourism Month	30 June 2009	R400 000	EDM	EDM (LED)
EDML 24	Hosting of the SMME excellence awards ceremony	EDM	EDM SMMEs	Maximise the potential of up and on coming entrepreneurs	Hosting of a successful Excellency Award ceremony	30 June 2009	R400 000	EDM	EDM (LED)
EDML 25	Establishment of Visitors Information Centre	Bushbuckridge	Tourist & Bushbuckridge Communities	Provide guidance to Tourists in the Bushbuckridge area	Functional Visitors Information centre	30 June 2009	R3 500 000	EDM	EDM (LED)
EDML 26	Kruger Malelane Junction	Malelane	Tourists and malelane Business Community	Stimulate tourism and Business around Malelane	Functional Restaurant and	30 June 2009	R1 000 000	EDM	EDM (LED)
EDML 27	Feasibility Study for a District Emporium	EDM	EDM community	Stimulation of Business activities	Report	30 June 2009	R500 000	EDM	EDM (LED)
EDML 28	Ehlanzeni District Economic voice	EDM	EDM community , Tourist and Business	Marketing the District	Quarterly produced Magazine	30 June 2009	R400 000	EDM	EDM (LED)
EDML 29	Maputo Development corridor Initiatives	EDM	EDM community business & Tourists	Maximise all developmental opportunities	Number of projects initiated	30 June 2009	R2 000 000	EDM	EDM (LED)

Priority Issue/Programme: <u>Local Economic Development and Job Creation</u>									
Programme Objective: To increase economic growth of EDM at 5% per annum as contribution to the national economic growth.					Target for the Year: 3% GVA for the area				
Project ID	Project Name	Project Location	Project Beneficiaries	Project Objective	Key Performance Indicator	Period	Budget Allocation	Source of Funding	Implementing Agency
EDML 30	Development of investment policies for Local Municipalities	Bushbuckridge Thaba Chweu Nkomazi	Bushbuckridge Thaba Chweu Nkomazi	Maximise business and investment opportunities	Policies	30 June 2009	R600 000	EDM	EDM (LED)
EDML 31	Economic Development	LED Units support: investment incentive policy Umjindi and Mbombela: Policy in place	EDM	To stimulate and encourage investment opportunities	July – Sept 2008		R200 000 Bushbuckridge R200 000 Thaba Chweu R200 000 Nkomazi	EDM	EDM

Priority Issue/Programme : <u>Social Welfare</u>									
Programme Objective: Ensure improved living standards and promote humane living conditions for every member of society					Target for the Year: 100% of the Vulnerable Community				
Project ID	Project Name	Project Location	Project Beneficiaries	Project Objective	Key Performance Indicator	Period	Budget Allocation	Source of Funding	Implementing Agency
EDMS 32	Transversal Programs	EDM	EDM vulnerable groups	Compliance and Implementation of Transversal Programs	Mainstreaming of all Vulnerable groups into all sectors	30 June 2009	R3 000 000	EDM	EDM (TRANS)
EDMS 33	Moral regeneration	EDM	EDM			30 June 2009	R1 500 000	EDM	Public Participation
EDMS 34	Incorporation of traditional leaders into municipalities	EDM	EDM			30 June 2009	R400 000	EDM	Public Participation

Priority Issue/Programme: <u>HIV/AIDS</u>									
Programme Objective: To contribute to the reduction of the HIV/AIDS epidemic spread in the District with all partners. To co-ordinate all HIV/AIDS activities within the District.					Target for the Year. In line with the established Base Line at province.				
Project ID	Project Name	Project Location	Project Beneficiaries	Project Objective	Key Performance Indicator	Period	Budget Allocation	Source of Funding	Implementing Agency
EDMS 35	Data collection	EDM	EDM Community	Reduce the spread of the disease	% of the spread reduce	30 June 2009	R500 000	EDM	EDM (TRANS)
EDMS 36	Establishment of an HIV/AIDS Training	EDM	EDM community	Establish a local training centre	Functional training centre	30 June 2009	R1 000 000	EDM	EDM (TRANS)
EDMS 37	Conduct awareness campaigns	EDM	EDM community	Create awareness amongst communities	Number of campaigns held	30 June 2009	R1 000 000	EDM	EDM (TRANS)

Priority Issue/Programme: <u>Sports and Recreation</u>									
Programme Objective: Ensure accessibility to Sport and Recreation facilities for all the inhabitants of the municipal area					Target for the Year: 30000 inhabitants attending major sporting and recreational events				
Project ID	Project Name	Project Location	Project Beneficiaries	Project Objective	Key Performance Indicator	Period	Budget Allocation	Source of Funding	Implementing Agency
EDMS 38	Sports and Recreation	Ensure accessibility to Sport and Recreation facilities for all the inhabitants of the municipal area	Number of sports and recreation facilities developed	Number of inhabitants having access to sports and recreation events at the municipal area facilities	100000 inhabitants attending major sporting and recreational events	30 June 2011	R3 500 000	EDM	(EDM COMM)
EDMS 39	District public viewing site	Bushbuckridge Local Municipality	BLM	Provide exposure to BLM community for 2010 soccer event	Establishment of the public viewing site	30 June 2009	R500 000	EDM	EDM (2010 COR)

Priority Issue/Programme: <u>Arts and Culture</u>									
Programme Objective: <i>Social and cultural integration as well as conservation of important cultural and historic sites</i>					Target for the Year: <i>All cultural activities and heritage sites</i>				
Project ID	Project Name	Project Location	Project Beneficiaries	Project Objective	Key Performance Indicator	Period	Budget Allocation	Source of Funding	Implementing Agency
EDMS 40	Cenotaph project	Ehlanzeni	Ehlanzeni Community	Fencing of the monument for fallen heroes and heroines	Proper security system at the Monument	01/07/2007 – 30/06/2008	R 1 500 000	EDM	EDM (IGR)

Priority Issue/Programme: <u>Environmental Management</u>									
Programme Objective: <i>Ensure that the general environment is protected and promoted in a sustainable and progressive way</i>					Target for the Year: <i>30% target achievement</i>				
Project ID	Project Name	Project Location	Project Beneficiaries	Project Objective	Key Performance Indicator	Period	Budget Allocation	Source of Funding	Implementing Agency
EDMS 41	Environmental plan	EDM	EDM community	Proper planning and coordination of environmental issues	Environmental management plan	30/07/2008-30 June 2009	R1 500 000	EDM	EDM (DEV PLAN)

Priority Issue/Programme: <u>Disaster/Risk Management</u>									
Programme Objective: <i>Ensure a safe, secure and humane environment for inhabitants of the municipality</i>					Target for the Year: <i>Maximum reduction</i>				
Project ID	Project Name	Project Location	Project Beneficiaries	Project Objective	Key Performance Indicator	Period	Budget Allocation	Source of Funding	Implementing Agency
EDMS 42	Risk reduction mechanisms & assessment	EDM	EDM Community	To reduce risk around vulnerable areas	Well informed community	30 June 2009	R1 750 000	EDM	EDM (COMM)
EDMS 43	Education-Awareness-Training programs in place	EDM	EDM Community	To reduce risk around vulnerable areas	Well informed community	30 June 2009	R875 000	EDM	EDM (COMM)
EDMS 44	Establishment of a call centre	EDM	EDM Community	Coordination of all disaster issues	Communication systems Reporting, Response and		R2 625 000	EDM	EDM (COMM)

Priority Issue/Programme: <u>Disaster/Risk Management</u>									
Programme Objective: <i>Ensure a safe, secure and humane environment for inhabitants of the municipality</i>					Target for the Year: <i>Maximum reduction</i>				
Project ID	Project Name	Project Location	Project Beneficiaries	Project Objective	Key Performance Indicator	Period	Budget Allocation	Source of Funding	Implementing Agency
					recovery mechanisms				
EDMS 045	Disaster management plan	Bushbuckridge LM	Bushbuckridge Community	To make EDM as a safe and secure area	Improve service delivery	2007/08-09	1 750 000	EDM	EDM (COMM)

Priority Issue/Programme: <u>Marketing and Corporate Image</u>									
Programme Objective: <i>Promote and improve the corporate image of the municipality</i>					Target for the Year: <i>Establish baseline information ,communication systems</i>				
Project ID	Project Name	Project Location	Project Beneficiaries	Project Objective	Key Performance Indicator	Period	Budget Allocation	Source of Funding	Implementing Agency
EDMI 046	Marketing & Publicity	EDM	EDM community	To improve the image of EDM and attract investors	Marketing strategy	30 June 2009	R2 500 000	EDM	EDM (CORP)

PRIORITY ISSUE/PROGRAMME: Performance Management System									
Programme Objective: Increase performance and service delivery					Target for the year: Increase achievement of the IDP objectives.				
Project ID	Project Name	Project Location	Project Beneficiaries	Project Objective	KPI	Period	Budget allocation	Source of funding	Implementing agency
EDMI 47	Organizational development : Team building : All staff levels	EDM	Management Team : Ehlanzeni District Municipality	Strengthen management team and build team spirit	Complete programme rolled out	30 June 2008	R 300 000	EDM	EDM – (PMS)
EDMI 48	Balanced Scorecard Concept and Practical Implementation	EDM	Management Team : EDM	Strategic alignment and improved performance	BSC implemented for and utilized by staff down to Post level 3	30 June 2008	R 600 000	EDM	EDM – (PMS)
EDMI 49	Roll-out of Electronic System	EDM	Ehlanzeni District Municipality	Monitoring on all perspectives of BSC	System acquired and implemented	30 June 2008	R 1 200 000	EDM	EDM – (PMS)
EDM 50	Organizational Development Assessment	EDM	Ehlanzeni District Municipality	Improving on service excellence	Assessment finalized	30 June 2008	R 150 000	EDM	EDM – (PMS)
EDMI 51	Technical support to local municipalities	Ehlanzeni District	Local municipalities	Improving on performance of local municipalities	Monthly forum meetings (12)Visits to LMs : 12 per LM(Providing technical support as per requirement survey)	30 June 2008	Included in operational costs	EDM	EDM – (PMS)

Priority Issue/Programme: <u>Training and Skills Development</u>									
Programme Objective: <i>Improve employee skills and competencies</i>					Target for the Year: <i>25% of employees</i>				
Project ID	Project Name	Project Location	Project Beneficiaries	Project Objective	Key Performance Indicator	Period	Budget Allocation	Source of Funding	Implementing Agency
EDMI 52	Training and Skills Development	To have an effective, efficient and sustainable human resource in the service of EDM	% of employees achieving Personal Development Plan targets	% of performing employees contributing to productivity	75% of employees	30 June 2009	R1 300 000	EDM	EDM (CORP)

Priority Issue/Programme: <u>Organisational Infrastructure and Assets</u>									
Programme Objective: <i>Implement and upgrade the operation systems of the Municipality</i>					Target for the Year: <i>98% uptime and running of all the systems</i>				
Project ID	Project Name	Project Location	Project Beneficiaries	Project Objective	Key Performance Indicator	Period	Budget Allocation	Source of Funding	Implementing Agency
EDMI 53	Construction of office Building	EDM community	EDM and local municipalities	To increase access to accurate and reliable information	Complete and Functional structure	30 June 2010	R30 000 000	EDM	EDM (TECH)

Priority Issue/Programme: <u>Organisational Infrastructure and Assets (District wide Geo-Information System (GIS) Development)</u>									
Programme Objective: <i>To improve municipal service delivery by having a district wide geo-referenced information management system to support decisions during project planning and implementation and monitoring at the district and local levels†</i>					Target for the Year: <i>100% system availability in all municipalities and improved access to baseline development information by all development planners decision makers.</i>				
Project ID	Project Name	Project Location	Project Beneficiaries	Project Objective	Key Performance Indicator	Period	Budget Allocation	Source of Funding	Implementing Agency
EDMI 54	District Wide GIS Development: Linking Local Municipalities and the district	District & Local Municipalities	Local Municipalities	To ensure local municipalities who have adequate resources to link to the GIS Web based site and are skilled enough to update their information on the site	Increase GIS database accessibility to 24/7 and 100% online availability by 2011	2006 -2011	R265 000.00	EDM	EDM (GIS)

Priority Issue/Programme: <u>Organisational Infrastructure and Assets (District wide Geo-Information System (GIS) Development)</u>									
Programme Objective: To improve municipal service delivery by having a district wide geo-referenced information management system to support decisions during project planning and implementation and monitoring at the district and local levels†					Target for the Year: 100% system availability in all municipalities and improved access to baseline development information by all development planners decision makers.				
Project ID	Project Name	Project Location	Project Beneficiaries	Project Objective	Key Performance Indicators	Period	Budget Allocation	Source of Funding	Implementing Agency
EDMI 55	Baseline Data Acquisition & Data Maintenance	All Local Municipalities and the DMA	LMs and stakeholders (system is web accessible)	To have up to date baseline information available for planning of services and maintenance and monitoring of progress regarding spatial development of the district	1. Updated spatial information allowing current backlog calculations 2. Automated generation of infrastructure and town planning reports	2006 -2011	R1 855 126.50	EDM	EDM (GIS)
EDMI 56	General Household Survey (Service levels and backlogs survey)	Ehlanzeni District	All Municipalities Other government departments	To update the household services information available for use in planning while capturing qualitative data to measure performance	Updated statistics of the district to feed into sector plans/strategies	2006-2011	R3 475 000.00	EDM	EDM (GIS) with Support from Stats SA
EDMI 57	Software Hardware purchase and maintenance agreements & capacity building	EDM	EDM	To keep the GIS office operating at maximum efficiency	Relevant and timely outputs (making for an efficient and	2006-2011	R104 933.00	EDM	EDM (GIS)

Priority Issue/Programme: <u>Integrated Development Planning</u>									
Programme Objective:					Target for the Year: 100% compliance and customer satisfaction				
Project ID	Project Name	Project Location	Project Beneficiaries	Project Objective	Key Performance Indicator	Period	Budget Allocation	Source of Funding	Implementing Agency
EDMI 58	IDP Feasibility studies	EDM	EDM	To conduct in-depth studies for issues raised in IDP	Report and proper data	30 June 2009	R3 500 000	EDM	EDM (IDP)
EDMI 59	Development of Sector Plans	EDM	EDM	Update existing and development of new sector plans	Plans	30 June 2009	R2 900 000	EDM	EDM (IDP)

Priority Issue/Programme: <u>Inter-Governmental Relations</u>									
Programme Objective: Improve relations between sectors of government					Target for the Year: 75%				
Project ID	Project Name	Project Location	Project Beneficiaries	Project Objective	Key Performance Indicator	Period	Budget Allocation	Source of Funding	Implementing Agency
EDMI 60	District wide IGR framework	EDM	All local municipalities	To ensure smooth running of IGR programs	Alignment of activities	30 June 2009	R100 000	EDM	EDM (IGR)

Priority Issue/Programme: <u>Municipal Financial viability and Management</u>									
Programme Objective: Improve debtor collection & improve Financial Management					Target for the Year: unqualified Financial Statements (reports)				
Project ID	Project Name	Project Location	Project Beneficiaries	Project Objective	Key Performance Indicator	Period	Budget Allocation	Source of Funding	Implementing Agency
EDMF 61	Establishment of a finance shared service centre	EDM	EDM and all Local Municipalities	Increase access to skilled to skilled personnel by all Local Municipalities	Functional and well resource shared service centre	30 June 2009	R5 000 000	EDM	EDM (FSC)
EDMF 62	Develop valuation roll	DMA	DMA	To develop a valuation roll for the DMA	Valuation roll developed	30 June 2009	R2 500 000	EDM	EDM (FSC)

PLEASE NOTE THE FOLLOWING PROJECTS ARE FUNDED BY VARIOUS SECTOR DEPARTMENTS / INSTITUTIONS

Priority Issue/Programme : <u>Water Infrastructure</u>									
Project ID	Project Name	Project Location	Project Beneficiaries	Project Objective	Key Performance Indicator	Period	Budget Allocation	Source of Funding	Implementing Agency
EDMT 63	Water for All Flagship Programme	21 municipalities	21 municipalities	Coordinate and priorities the eradication of Basic Water and Sanitation Backlogs in all municipalities	Water for all Flagship programme	30 June2009	R9 391 000	MIG funding	LGH

Priority Issue/Programme : <u>Electrification</u>									
Project ID	Project Name	Project Location	Project Beneficiaries	Project Objective	Key Performance Indicator	Period	Budget Allocation	Source of Funding	Implementing Agency
EDMT 64	Household electrification	Mbombela	1650 Household	Access to electricity	Access to electricity	2008/2009	R42.7m	DME	Mbombela& ESKOM
EDMT 65	Household electrification	Thaba Chweu	0	0	Access to electricity	0	R0	DME	
EDMT 66	Household electrification	Umjindi		Access to electricity	Access to electricity	2008/2009	R6m	DME	UMjindi& ESKOM
EDMT 67	Household electrification	Nkomazi	730 Household	Access to electricity	Access to electricity	2008/2009	R5.840m	DME	ESKOM
EDMT 68	Household electrification	Bushbuckridge	2250 Households	Access to electricity	Access to electricity	2008/2009	R18m	DME	ESKOM

Priority Issue/Programme : <u>Roads and Stormwater</u>									
Project ID	Project Name	Project Location	Project Beneficiaries	Project Objective	Key Performance Indicator	Period	Budget Allocation	Source of Funding	Implementing Agency
EDM 3202-42-4-01-1017	Tekwane North Bus Route (Phase 2)	Ward 18	To provide a suitable access bus route to Tekwane North	Complete and operational XXXkm route	June 2009	Ongoing	R 6 000 000	MIG	MLM
EDM UF 001	TV Enkomeni Bus Route (Phase 3)	Ward 11	To provide TV Enkomeni Ward 11 with upgraded road	Complete and operational 1.6 Km route and 1 low water bridge	October 2009	New	R 5 600 000	MIG	MLM
EDM 3202-42-4-01-1020	Msogwaba Bus Route	Ward 25 4 & 2	To provide Msogwaba Ward 4 with upgraded road – Tarred.	Complete and operational 3 Km route	June 2009	Ongoing	R 2 671 358	MIG	MLM
EDM UF 002	Clau-Clau Bus Route	Ward 35 & 2	To provide Clau-Clau Ward 35 & 2 with upgraded road – Tarred.	Complete and operational 6.9 Km route	June 2010	Ongoing	R 4 500 000	MIG	MLM
EDM 3202-42-4-01-1023	Construction of Clau-Clau Bridge	Ward 35	To provide Clau-Clau with 650 M surfaced road and 1 high level bridge across Clau-Clau river	Complete and operational 650 M surfaced road and 1 high level bridge across Clau-Clau river	June 2009	Ongoing	R 1 500 000	MIG	MLM
EDM 3202-42-4-01-1024	Backdoor Taxi and Bus Route	Ward 32 & 30	To provide Backdoor Ward 32 & 30 with upgraded road – Tarred.	Complete and operational 4.3 Km surfaced road	September 2008	Ongoing	R 6 210 000	MIG	MLM
EDM UF 003	Elijah Mango Bus Route (Phase 2)	Ward 11	To provide Elijah Mango Ward 11 with upgraded road – Tarred.	Complete and operational 3.2 Km route	November 2009	New	R 4 000 000	MIG	MLM
EDM UF004	Manzini – Phola Bus Route	Ward	To complete the bus route in Manzini-Phola	Complete and operational 1Km surfaced road	June 2009	New	R 3 200 000		MLM/EDM
EDM UF005	Makoko – Phabeni Road	Ward	To complete the bus route in Makoko – Phabeni	Complete and operational 15 Km	June 2010	New	R48 000 000		MLM/EDM

Priority Issue/Programme : <u>Roads and Stormwater</u>									
Project ID	Project Name	Project Location	Project Beneficiaries	Project Objective	Key Performance Indicator	Period	Budget Allocation	Source of Funding	Implementing Agency
	(Pretoria Skop)			surfaced road					
EDM 32024240 11019	Construction of Matsulu west ring road Phase 1b	Matsulu	To complete the bus route in Matsulu west ring road	Complete and operational 4.3 Km surfaced road	June 2008	Ongoing	R 3 304 244	MIG	MLM
EDM UF006	Nyongane – RDP houses Bus Route	Ward 1	To complete the bus route in Nyongane	Complete and operational 3Km surfaced road	June 2009	New	R 6 400 000		MLM/EDM
EDM UF007	Elandshoek Road	Ward 12	To complete the bus route in Elandshoek	Complete and operational 1Km surfaced road	June 2009	New	R 3 200 000		MLM/EDM
EDM UFO08	Numbi Bus Route		To complete the bus route in Numbi	Complete and operational 2.2Km surfaced road	June 2010	New	R 6 600 000		MLM/EDM
EDM UF009	Newscom Pedestrian Bridge	Ward 36	Provide safe donga to cross a river		June 2009	New	R 750 000		MLM/EDM
EDMT 69	Manzini-Numbi Road and 2 bridges 1,6Km	Mbombela	All motorist and communities	To develop and maintain infrastructure that supports economic development	Final design and contract documentation completed	30 June 2009	R 2 000 000	Dept Roads and Transport	Dept Roads and Transport
EDMT 70	Matsulu Access road-N4	Mbombela / Nkomazi	All motorist and communities	To develop and maintain infrastructure that supports economic development	Final design and contract documentation completed	30June2009	R 2 922 000	Dept Roads and Transport	Dept Roads and Transport
EDMT 71	Siphelanyane-Luphisi Upgrading Gravel to Surface 9Km	Mbombela	All motorist and communities	To develop and maintain infrastructure that supports economic development	Final design and contract documentation completed	30June2009	R 2 800 000	Dept Roads and Transport	Dept Roads and Transport
EDMT 72	Design Multi-Modal Infrastructure Facility (Mashishing)	Thaba Chweu	All motorist and communities	To develop and maintain infrastructure that supports economic development	Final design and contract documentation completed	30June2009	R 1 500 000	Dept Roads and Transport	Dept Roads and Transport
EDMT 73	Construction of P166/1 N4	Mbombela	All motorist and communities	To develop and maintain infrastructure	15% Complete in 2008/09	2009/2010	R 53 006 000	Dept Roads and	Dept Roads and Transport

Priority Issue/Programme : <u>Roads and Stormwater</u>									
Project ID	Project Name	Project Location	Project Beneficiaries	Project Objective	Key Performance Indicator	Period	Budget Allocation	Source of Funding	Implementing Agency
	Bypass Mbombela Stadium with 4 major & 2 smaller bridges) (6km			that supports economic development				Transport	
EDMT 74	Upgrading of Manzini – Numbi Road and 2 bridges (1,6km	Mbombela	All motorist and communities		35% Complete in 2008/09	2009/2010	R19 550 000	Dept Roads and Transport	Dept Roads and Transport
EDMT 75	Upgrading of Rolle – Oakley (8km	Bushbuckridge	All motorist and communities	To develop and maintain infrastructure that supports economic development	70% Complete in 2008/09	2009/2010	R30 000 000	Dept Roads and Transport	Dept Roads and Transport
EDMT 76	Slip repairs on Mashishing to Roosenekal P81/1 and P169/1 (2km)	Thaba Chweu	All motorist and communities	To develop and maintain infrastructure that supports economic development	100% Complete	2008/2009	R 500 000	Dept Roads and Transport	Dept Roads and Transport
EDMT 77	Upgrading of Sibange-Madadeni	Nkomazi	All motorist and communities	To create sustainable opportunities for designated groups.	100% complete	2008/2009	R 24 000 000	Dept Roads and Transport	Dept Roads and Transport
EDMT 78	Matsulu Access road-N4	Mbombela / Nkomazi	All motorist and communities	To develop and maintain infrastructure that supports economic development	15% complete in 2008/09	2008/2009	R 3 500 000	Dept Roads and Transport	Dept Roads and Transport
EDMT 79	Siphelanyane-Luphisi upgrading gravel to surface (9,5 km)	Mbobela	All motorist and communities	To create sustainable opportunities for designated groups.	35% Complete in 2008/09	2008/2009	R9 500 000	Dept Roads and Transport	Dept Roads and Transport
EDMT 80	Regravelling Mashishing to Sudwala Caves junction (50km	Thaba Cheuw	All motorist and communities	To develop and maintain infrastructure that supports economic development	100% Complete	2008/2009	R9 000 000	Dept Roads and Transport	Dept Roads and Transport

Priority Issue/Programme : <u>Roads and Stormwater</u>									
Project ID	Project Name	Project Location	Project Beneficiaries	Project Objective	Key Performance Indicator	Period	Budget Allocation	Source of Funding	Implementing Agency
EDMT 81	Upgrading of Bulembu Road (28km)	Umjindi	All motorist and communities	To develop and maintain infrastructure that supports economic development	100% Complete	2008/2009	R67 000 000	Dept Roads and Transport	Dept Roads and Transport
EDMT 82	Upgrading of Manyeleti Cottondale (12,6km)	Bushbuckridge	All motorist and communities	To develop and maintain infrastructure that supports economic development	100% Complete	2008/2009	R23 100 000	Dept Roads and Transport	Dept Roads and Transport
EDMT 83	Mill and repair of - Nelspruit - Kaapse Hoop – Ngodwane(20km)	Mbombela	All motorist and communities	To develop and maintain infrastructure that supports economic development	100% complete	2008/2009	R17 718 000	Dept Roads and Transport	Dept Roads and Transport
EDMT 84	Mill and repair of Sabie-White River Road (18km)	Mbombela/ Thaba-Chweu	All motorist and communities	To develop and maintain infrastructure that supports economic development	100% complete	2008/2009	R11 748 000	Dept Roads and Transport	Dept Roads and Transport

Priority Issue/Programme : Public Transportation

Project ID	Project Name	Project Location	Project Beneficiaries	Project Objective	Key Performance Indicator	Period	Budget Allocation	Source of Funding	Implementing Agency
EDM85	Updating Integrated Transport Plans (ITPs)	EDM	EDM	To develop statutory plans required in terms of the NLTTA	Upgraded regional ITPs	2008/2009	R1 300 000	Department of Roads and Transport	EDM
EDM86	Name Change (Signs)	EDM	EDM	improve Signage in the Province	100% complete	2008/2009	R5 000 000	Department of Roads and Transport	EDM
EDM87	Pedestrian bridges-Nyongane(Nsikazi area) Luphisi	Mbombela	Pedestrians	To create a safe road environment	Preliminary design and detail completed	2008/2009	R 400 000	Department of Roads and Transport	Department of Roads and Transport
EDM88	Columbia Stream Crossing Ngwaritji footbridge	Bushbuckridge	Pedestrians	To create a safe road environment	Preliminary design and detail completed	2008/2009	R 300 000	Department of Roads and Transport	Department of Roads and Transport
EDM89	Footbridge Mgobodzi Magogeni walkways Schoeman hospital	Nkomazi	Pedestrians	To create a safe road environment	Preliminary design and detail completed	2008/2009	R 300 000	Department of Roads and Transport	Department of Roads and Transport
EDM90	Construct walkways, footbridge and cycle paths- EPWP	Mbombela	Pedestrians	To develop and maintain infrastructure that supports economic development	Footbridge completed and professional fees paid	2008/2009	R 3000 000	Department of Roads and Transport	Department of Roads and Transport
EDM91	Commuters subsidy- Barberton/Nelspruit	Umjindi/ Mbombela		To manage Public Transport Operations	Payment			Department of Roads and Transport	Department of Roads and Transport
EDM92	Commuters subsidy- Jeppes Reef/Sidlamafa to Komat mill	Nkomazi		To manage Public Transport Operations	Payment		R9 937 000	Department of Roads and Transport	Department of Roads and Transport
EDM93	Commuters subsidy- Mananga/Mbuzini to Komatipoort	Nkomazi		To manage Public Transport Operations	Payment			Department of Roads and Transport	Department of Roads and Transport
EDMT 94	Donation of bicycles (1000)	Nkomazi, Bushbuckridge and Thaba Chweu	To create a safe road environment		Number of bicycles donated		R 625 000	Department of Roads and Transport	Department of Roads and Transport
EDMT 95	Donation of animal drawn carts and wheelbarrows		To create a safe road environment		Number of animal drawn carts and wheelbarrows donated		R 375 000	Department of Roads and Transport	Department of Roads and Transport

Priority Issue/Programme : <i>Housing</i>									
Project ID	Project Name	Project Location	Project Beneficiaries	Project Objective	Key Performance Indicator	Period	Budget Allocation	Source of Funding	Implementing Agency
EDMT 96	Individual Housing Subsidies	Bushbuckridge	73	To provide 1612 individual Subsidies and housing opportunities to beneficiaries in accordance with housing policy	To provide for 1612 Individual Subsidies under existing projects to qualifying beneficiaries in accordance with national housing program in municipalities	08/09	R1 473 131	Housing Grant	LGH
		Mbombela	75			08/09	R3 469 033	Housing Grant	LGH
		Nkomazi	150			08/09	R3 564 075	Housing Grant	LGH
		Thaba Chweu	200			08/09	R7 128,150	Housing Grant	LGH
		Umjini				08/09	R9 504 200	Housing Grant	LGH
EDMT 97	Rectification of RDP stock 1994-2002 (Current)	Umjini	40	To provide for the Rectification of 300 houses built between 1994 and 2002	To provide for the rectification of 300 houses built between 1994 and 2002	08/09	R640 000	Housing Grant	LGH
		Mbombela	65			08/09	R1 040 000	Housing Grant	LGH
EDMT 98	Rectification of RDP stock built pre-1994	Umjini	400	To provide for the assessment of houses built pre-1994	To provide for the assessment of 1600 houses built in pre-1994	08/09	R 600 000	Housing Grant	LGH
		Social and Economic Facilities	Mbombela			1	To provide for the construction of 6 community Halls and Child Care facilities	To provide for the construction of 6 community Halls and Child Care facilities	08/09
	Bushbuckridge		1	08/09	R4 340,000	Housing Grant			LGH
	Nkomazi		1	08/09	R4 340,000	Housing Grant			LGH
EDMT 99	Project Linked Projects (Current Commitments)	Bushbuckridge	180	To provide for 3 131 project linked subsidies in accordance with the National Housing projects To provide for 3 131 project linked subsidies in accordance with the National Housing projects	To provide for 3 131 project linked subsidies in accordance with the National Housing projects To provide for 3 131 project linked subsidies in accordance with the National Housing projects	08/09	R7 200,000	Housing Grant	LGH
		Mbombela	200			08/09	R8 000,000	Housing Grant	LGH
		Nkomazi	150			08/09	R6 000 000	Housing Grant	LGH
		Thaba Chweu	73			08/09	R2 920 000	Housing Grant	LGH
EDMT 100		Umjini	170			08/09	R6 800 000	Housing Grant	LGH
EDMT 101	Integrated Residential Development Programme	Thaba Chweu	525	Installation of services in 3337 sites	Installation of services in 3337 sites	08/09	R10 234 350	Housing Grant	LGH

Priority Issue/Programme : Housing

Project ID	Project Name	Project Location	Project Beneficiaries	Project Objective	Key Performance Indicator	Period	Budget Allocation	Source of Funding	Implementing Agency
EDMT 102	Integrated Residential Development Programme	Nkomazi (Embuzini)	677	To provide 677 houses under Phase 2 (Top structure construction)	Built 677 units in Nkomazi (Embuzini)	08/09	R32 171 717	Housing Grant	LGH
EDMT 103	People Housing Process	Mbombela	300	To facilitate, administer and ensuring the construction of 1677 PHP Housing units to qualifying beneficiaries	To facilitate, administer and ensuring the construction of 1677 PHP Housing units to qualifying beneficiaries	08/09	R12 900 000	Housing Grant	LGH
EDMT 104		Bushbuckidge	400			08/09	R17 200 000		
EDMT 105		Nkomazi	100			08/09	R4 300 000		
EDMT 106	Informal Settlement	Thaba Chweu	416	To service 836 sites and build 1390 top structures under the informal Settlement upgrading	To service 836 sites and build 1390 top structures under the informal Settlement upgrading	08/09	R8 109 504	Housing Grant	LGH
EDMT 107	Emergency Housing Assistance	Bushbuckidge	35	To provide for 541 Emergency Housing Assistance in line with the National Housing Program	To provide for 541 Emergency Housing Assistance in line with the National Housing Program	08/09	R1 663 235	Housing Grant	LGH
EDMT 108	Community Residential Units	Thaba Chweu	Advertisement and appointment of Project management Consultation	To provide project management services for community residential units		08/09	R1 387 500	Housing Grant	LGH
EDMT 109	Rural Housing- Communal Land Rights	Mbombela	100	To provide for 500 housing units under the rural housing program	To provide for housing units under the rural housing program	08/09	R4 752 100	Housing Grant	LGH
EDMT 110		Bushbuckidge	100			08/09	R4 752 100		
EDMT 110		Nkomazi	100			08/09	R4 752 100		
EDMT 111	Farm Worker Housing Assistance	Mbombela	20	To provide housing units under the farm worker assistance program	To provide for 340 units under the farm worker assistance program to beneficiaries in accordance with National Housing Program	08/09	R 950 420	Housing Grant	LGH
		Nkomazi (Stratmore)	40			08/09	R1 900 840		
		Thaba Chweu	40			08/09	R1 900 840		

Priority Issue/Programme : Local Economic Development and Job Creation

Project ID	Project Name	Project Location	Project Beneficiaries	Project Objective	Key Performance Indicator	Period	Budget Allocation	Source of Funding	Implementing Agency
EDML 112	Development of investment policies for Local Municipalities	Bushbuckridge Thaba chweu Nkomazi	Bushbuckridge Thaba chweu Nkomazi	Maximise business and investment opportunities	Policies	30 June 2009	R600 000	EDM	EDM
EDML 113	Masibuyele Emasimini	Nkomazi Mbombela Bushbuckridge	Nkomazi Mbombela Bushbuckridge	Increase agricultural farming production	Excellent production	30 June 2009	R17 500 000	DLA	DLA
EDML 114	Nkomazi Municipality Solid Waste Management	Malelane	Communities in	Environmental and social enhancement	Business plan not yet approved	2008/2009-2011/2012	To be determined	DEAT	DEAT
EDML 115	Lugedlane Cultural Village	Hectorspruit	Communities in Hectorspruit	Environmental and social enhancement	Business plan not yet approved	2008/2009-2011/2012	To be determined	DEAT	DEAT
EDML 116	Lugedlane Cultural Village	Hectorspruit	Communities in Hectorspruit	Environmental and social enhancement	Business plan not yet approved	2008/2009-2011/2012	To be determined	DEAT	DEAT
EDML 117	Wild African	Schoemansdal	Communities in Schoemansdal	Environmental and social enhancement	Business plan not yet approved	2008/2009-2011/2012	To be determined	DEAT	DEAT
EDML 118	Masibekela Recreation Park	Masibekela	Communities in Masibekela	Environmental and social enhancement	Business plan not yet approved	2008/2009-2011/2012	To be determined	DEAT	DEAT
EDML 119	Mpumalanga Convention Center	Sidlamafa	Communities in Sidlamafa	Environmental and social enhancement	Business plan not yet approved	2008/2009-2011/2012	To be determined	DEAT	DEAT
EDML 120	Kiosk And Craft Center	Mbuzini	Communities in Mbuzini	Environmental and social enhancement	Business plan not yet approved	2008/2009-2011/2012	To be determined	DEAT	DEAT
EDML 121	Lake Matsamo Resort	Schoemansdal	Communities in Schoemansdal	Environmental and social enhancement	Business plan not yet approved	2008/2009-2011/2012	To be determined	DEAT	DEAT
EDML 122	Nyathi Dam-Greening Project (Park) Recreation Center	Mdladla	Communities in Mdladla	Environmental and social enhancement	Business plan not yet approved	2008/2009-2011/2012	To be determined	DEAT	DEAT
EDML 123	Mayibuye Cultural Group	Hoyi Trust	Communities in Hoyi Trust	Environmental and social enhancement	Business plan not yet approved	2008/2009-2011/2012	To be determined	DEAT	DEAT
EDML 124	Mananga Cycads Garden	Mananga Village	Communities in Mananga Village	Environmental and social enhancement	Business plan not yet approved	2008/2009-2011/2012	To be determined	DEAT	DEAT

Priority Issue/Programme : Local Economic Development and Job Creation

Project ID	Project Name	Project Location	Project Beneficiaries	Project Objective	Key Performance Indicator	Period	Budget Allocation	Source of Funding	Implementing Agency
EDML 125	Emtfuntini Cultural Village	Langloop	Communities in Langloop	Environmental and social enhancement	Business plan not yet approved	2008/2009-2011/2012	To be determined	DEAT	DEAT
EDML 126	Vulani Inyathi Dam Guests Houses	Mdladla/ KaMhlushwa	Communities in Mdladla/ KaMhlushwa	Environmental and social enhancement	Business plan not yet approved	2008/2009-2011/2012	To be determined	DEAT	DEAT
EDML 127	Inkomazi Cultural Group	Jeppes Reef	Communities in Jeppes Reef	Environmental and social enhancement	Business plan not yet approved	2008/2009-2011/2012	To be determined	DEAT	DEAT
EDML 128	Mbuzini Border Post	Mbuzini	Communities in Mbuzini	Environmental and social enhancement	Business plan not yet approved	2008/2009-2011/2012	To be determined	DEAT	DEAT
EDML 129	Wood Caving Project	Magogeni	Communities in Magogeni	Environmental and social enhancement	Business plan not yet approved	2008/2009-2011/2012	To be determined	DEAT	DEAT
EDML 130	Matsamo Information Center	Jeppes Reef	Communities in Jeppes Reef	Environmental and social enhancement	Business plan not yet approved	2008/2009-2011/2012	To be determined	DEAT	DEAT
EDML 131	Mananga Information Center	Mananga	Communities in Mananga	Environmental and social enhancement	Business plan not yet approved	2008/2009-2011/2012	To be determined	DEAT	DEAT
EDML 132	Masiyonge Multi-Cultural Village and Resort	Mananga	Communities in Mananga	Environmental and social enhancement	Business plan not yet approved	2008/2009-2011/2012	To be determined	DEAT	DEAT
EDML 133	Young Lions Cultural Group	Langeloop	Communities in Langeloop	Environmental and social enhancement	Business plan not yet approved	2008/2009-2011/2012	To be determined	DEAT	DEAT
EDML 134	Mbuzini Recreation Center	Mbuzini	Communities in Mbuzini	Environmental and social enhancement	Business plan not yet approved	2008/2009-2011/2012	To be determined	DEAT	DEAT
EDML 135	Busani Malangeni Transport	KaMhlushwa	Communities in KaMhlushwa	Environmental and social enhancement	Business plan not yet approved	2008/2009-2011/2012	To be determined	DEAT	DEAT
EDML 136	Nkomazi and Culture Forum	KaMhlushwa	Communities in KaMhlushwa	Environmental and social enhancement	Business plan not yet approved	2008/2009-2011/2012	To be determined	DEAT	DEAT
EDML 137	Extension to an Existing House Courtesy Guest House	Sidlamafa	Communities in Sidlamafa	Environmental and social enhancement	Business plan not yet approved	2008/2009-2011/2012	To be determined	DEAT	DEAT
EDML 138	Mpumalanga Traditional Healers Center	KaMhlushwa-Mzinti	Communities in KaMhlushwa- Mzinti	Environmental and social enhancement	Business plan not yet approved	2008/2009-2011/2012	To be determined	DEAT	DEAT
EDML 139	Lunginto Guest House	KaMhlushwa	Communities in KaMhlushwa	Environmental and social enhancement	Business plan not yet approved	2008/2009-2011/2012	To be determined	DEAT	DEAT

Priority Issue/Programme : Local Economic Development and Job Creation

Project ID	Project Name	Project Location	Project Beneficiaries	Project Objective	Key Performance Indicator	Period	Budget Allocation	Source of Funding	Implementing Agency
EDML 140	Development of Tourism Offices, Accommodation and infrastructure: Mawewe Nature Reserve	Malelane	Communities in Malelane	Environmental and social enhancement	Business plan not yet approved	2008/2009-2011/2012	To be determined	DEAT	DEAT
EDML 141	The Mngoma Walk	Barberton	Communities in Barberton	Environmental and social enhancement	Business plan not yet approved	2008/2009-2011/2012	To be determined	DEAT	DEAT
EDML 142	Maluleka Tours	Barberton	Communities in Barberton	Environmental and social enhancement	Business plan not yet approved	2008/2009-2011/2012	To be determined	DEAT	DEAT
EDML 143	Ntombobomvu Tours	Barberton	Communities in Barberton	Environmental and social enhancement	Business plan not yet approved	2008/2009-2011/2012	To be determined	DEAT	DEAT
EDML 144	Field Rangers' Picket and Infrastructure upgrading: Mountain lands Nature Reserve	Barberton	Communities in Barberton	Environmental and social enhancement	Business plan not yet approved	2008/2009-2011/2012	To be determined	DEAT	DEAT
EDML 145	Intfutwoko Project	Emjindini Trust	Communities in Emjindini Trust	Environmental and social enhancement	Business plan not yet approved	2008/2009-2011/2012	To be determined	DEAT	DEAT
EDML 146	The establishment of multipurpose Tourism Park at Sabie William Memorial Park	Sabie	Communities in Sabie	Environmental and social enhancement	Business plan not yet approved	2008/2009-2011/2012	To be determined	DEAT	DEAT
EDML 147	The promotion and marketing of Mahlonkukeng Cultural Center	Matibidi	Communities in Matibidi	Environmental and social enhancement	Business plan not yet approved	2008/2009-2011/2012	To be determined	DEAT	DEAT
EDML 148	The development of Gustav Kliengbiel Nature Reserve	Lydenburg	Communities in Lydenburg	Environmental and social enhancement	Business plan not yet approved	2008/2009-2011/2012	To be determined	DEAT	DEAT
EDML 149	Upgrading of Graskop Holiday Resort	Graskop	Communities in Graskop	Environmental and social enhancement	Business plan not yet approved	2008/2009-2011/2012	To be determined	DEAT	DEAT
EDML 150	Coromandel Echo Tourism Project	Coromandel	Communities in Coromandel	Environmental and social enhancement	Business plan not yet approved	2008/2009-2011/2012	To be determined	DEAT	DEAT

Priority Issue/Programme : Local Economic Development and Job Creation

Project ID	Project Name	Project Location	Project Beneficiaries	Project Objective	Key Performance Indicator	Period	Budget Allocation	Source of Funding	Implementing Agency
EDML151	Sabie Bird Park	Sabie	Communities in Sabie	Environmental and social enhancement	Business plan not yet approved	2008/2009-2011/2012	To be determined	DEAT	DEAT
EDML 152	Development of infrastructure: Blyde River Canyon National Park(God's Window)	Malelane	Communities in Malelane	Environmental and social enhancement	Business plan not yet approved	2008/2009-2011/2012	To be determined	DEAT	DEAT
EDML 153	Mpumalanga Alien Plant Control Project	Lydenburg	Communities in Lydenburg	Environmental and social enhancement	Business plan not yet approved	2008/2009-2011/2012	To be determined	DEAT	DEAT
EDML 154	New and upgraded staff accommodation: Sterkspruit Nature Reserve and Mount Anderson	Lydenburg	Communities in Lydenburg	Environmental and social enhancement	Business plan not yet approved	2008/2009-2011/2012	To be determined	DEAT	DEAT
EDML 155	Infrastructure Development: Swadini Nature Reserve	Graskop	Communities in Graskop	Environmental and social enhancement	Business plan not yet approved	2008/2009-2011/2012	To be determined	DEAT	DEAT
EDML 156	Sterkspruit Nature Reserve: Game Fencing	Lydenburg	Communities in Lydenburg	Environmental and social enhancement	Business plan not yet approved	2008/2009-2011/2012	To be determined	DEAT	DEAT
EDML 157	Development of infrastructure: Blyde River National Park (God's Window)	Malelane	Communities in Malelane	Environmental and social enhancement	Business plan not yet approved	2008/2009-2011/2012	To be determined	DEAT	DEAT
EDML 158	Infrastructure development: Blyde River Canyon National Park (Swadini)	Graskop	Communities in Graskop	Environmental and social enhancement	Business plan not yet approved	2008/2009-2011/2012	To be determined	DEAT	DEAT
EDML 159	Infrastructure development: Blyde River Canyon National Park (Three Rondawels, God's	Graskop	Communities in Graskop	Environmental and social enhancement	Business plan not yet approved	2008/2009-2011/2012	To be determined	DEAT	DEAT

Priority Issue/Programme : Local Economic Development and Job Creation

Project ID	Project Name	Project Location	Project Beneficiaries	Project Objective	Key Performance Indicator	Period	Budget Allocation	Source of Funding	Implementing Agency
	Window and Wonderview								
EDML 160	Ohrigstad Nature Reserve: Infrastructure and Tourism Facilities Development	Lydenburg	Communities in Lydenburg	Environmental and social enhancement	Business plan not yet approved	2008/2009-2011/2012	To be determined	DEAT	DEAT
EDML 161	Access gate, Tourist infrastructure, and accommodation upgrading: Sterkspruit Nature Reserve	Lydenburg	Communities in Lydenburg	Environmental and social enhancement	Business plan not yet approved	2008/2009-2011/2012	To be determined	DEAT	DEAT
EDML 162	Infrastructure development: Blyde River Canyon National Park (Lowveld View and Natural Bridge)	Graskop	Communities in Graskop	Environmental and social enhancement	Business plan not yet approved	2008/2009-2011/2012	To be determined	DEAT	DEAT
EDML 163	Lydenburg Tourism and Conservation Complex Upgrading	Lydenburg	Communities in Lydenburg	Environmental and social enhancement	Business plan not yet approved	2008/2009-2011/2012	To be determined	DEAT	DEAT
EDML 164	Morgenon Nature Reserve: Roads Stabilization	Lydenburg	Communities in Lydenburg	Environmental and social enhancement	Business plan not yet approved	2008/2009-2011/2012	To be determined	DEAT	DEAT
EDML 165	Ringetani Art & Culture Project	Somerset Village	Communities in Somerset Village	Environmental and social enhancement	Business plan not yet approved	2008/2009-2011/2012	To be determined	DEAT	DEAT
EDML 166	Vurhombe Multicultural Village	Hluvukani Village	Communities in Hluvukani Village	Environmental and social enhancement	Business plan not yet approved	2008/2009-2011/2012	To be determined	DEAT	DEAT
EDML 167	Nkula Abed Mnisi Tourism	Mkhuhlu Township	Communities in Mkhuhlu Township	Environmental and social enhancement	Business plan not yet approved	2008/2009-2011/2012	To be determined	DEAT	DEAT
EDML 168	Nelspruit Greenbelt Development Plan	Nelspruit	Communities in Nelspruit	Environmental and social enhancement	Business plan not yet approved	2008/2009-2011/2012	To be determined	DEAT	DEAT
EDML 169	International Convention Centre	Mbombela	Community Business	Development of Industries	Economic Growth	31/03/2009	R 300 000	DEDP	DEDP

Priority Issue/Programme : Local Economic Development and Job Creation

Project ID	Project Name	Project Location	Project Beneficiaries	Project Objective	Key Performance Indicator	Period	Budget Allocation	Source of Funding	Implementing Agency
EDML 170	KMIA Industrial Park	Mbombela	Community and Business	Development of Industries Development of Industries	Increase exports and Manufacturing	31/03/2009	To be determined	DEDP	DEDP
EDML 171	Development of a Cargo terminal	Nkomazi	Community and Business	Development of Industries	Increase Mobility of goods	31/03/2009	R 500 000	DEDP	DEDP
EDML 172	Support the development of mining	Thaba Chweu	Community and Business	Development of Industries	Functional Mines	31/03/2009	R 100 000	DEDP	DEDP
EDML 173	One Stop Border Post	Nkomazi LM	Community and Business	Development of Industries	Accessibility	31/03/2009	R6 000 000	DEDP	DEDP
EDML 174	Develop feasibility study for forestry projects	BBridge and Thaba Chweu	Community and Business	Development of Value Chain	Reports	31/03/2009	R 150 000	DEDP	DEDP
EDML 175	Support furn-tech incubation	Mbombela	Community and Business	Development of Value Chain	Skilled Business people	31/03/2009	R 500 000	DEDP	DEDP
EDML 176	Capacity building programme (Wood)		Community and Business	Development of Value Chain	Skilled business people	31/03/2009	R 300 000	DEDP	DEDP
EDML 177	Jewellery Manufacturing	Umjindi LM	Community and Business	Development of Value Chain	Functional centre	31/03/2009	R 995 000	DEDP	DEDP
EDML 178	Capacity building programme (jewellery)	Umjindi LM	Community and Business	Development of Value Chain	Skilled Business people	31/03/2009	R 250 000	DEDP	DEDP
EDML 179	Food technology centre	Mbombela	Community and Business	Development of Value Chain	Functional Centre	31/03/2009	R 750 000	DEDP	DEDP
EDML 180	Export Awareness Campaign	Bushbuckridge	Community and Business	Trade Investment	%of exports	31/03/2009	R 14 000	DEDP	DEDP

Priority Issue/Programme : Local Economic Development and Job Creation

Project ID	Project Name	Project Location	Project Beneficiaries	Project Objective	Key Performance Indicator	Period	Budget Allocation	Source of Funding	Implementing Agency
EDML 181	Export Awareness Campaign	Umjindi	Community and Business	Trade Investment	% of exports	31/03/2009	R 14 000	DEDP	DEDP
EDML 182	Ticket to Export	Bushbuckridge	Community and Business	Trade Investment	% of exports	31/03/2009	R 25 000	DEDP	DEDP
EDML 183	Ticket to Export	Nkomazi	Community and Business	Trade Investment	% of exports	31/03/2009	R 25 000	DEDP	DEDP
EDML 184	Pre – post exhibition training	Ehlanzeni	Community and Business	Trade Investment	Report	31/03/2009	R 60 000	DEDP	DEDP
EDML 185	Small exporters development programme	Mbombela	Community and Business	Trade Investment	% of exports	31/03/2009	R 698 000	DEDP	DEDP
EDML 186	Cooperative seminar	Mbombela	Women, Youth and Disabled in the Municipality	To grow awareness and understanding of Cooperative concepts and entrepreneurship	Number of Cooperatives established and sustained	First Quarter	R 60 000	DEDP	Enterprise Development
EDML 187	Cooperative seminar	Nkomazi	Women, Youth and Disabled in the municipality	To grow awareness and understanding of Cooperative concepts and entrepreneurship	Number of Cooperatives established and sustained	Second Quarter	R 60 000	DEDP	Enterprise Development
EDML 188	Provincial Disabled seminar	Bushbuckridge	Women, Youth and Disabled in the Province.	To grow awareness and understanding of Cooperative concepts and entrepreneurship	Number of Cooperatives established and sustained	Third Quarter	R 100 000	DEDP	Enterprise Development
EDML 189	Cooperative seminar	Bushbuckridge	Women, Youth and Disabled in the municipality	To grow awareness and understanding of Cooperative concepts and entrepreneurship	Number of Co-operatives established and sustained	Third Quarter	R 60 000	DEDP	Enterprise Development
EDML 190	Cooperative seminar	Thaba Chweu	Women, Youth and Disabled in the municipality	To grow awareness and understanding of Cooperative concepts	Number of Cooperatives established and	Fourth Quarter	R 60 000	DEDP	Enterprise Development

Priority Issue/Programme : Local Economic Development and Job Creation

Project ID	Project Name	Project Location	Project Beneficiaries	Project Objective	Key Performance Indicator	Period	Budget Allocation	Source of Funding	Implementing Agency
				and entrepreneurship	sustained				
EDML 191	10 Cooperatives Established	Municipalities in Ehlanzeni District	Women, Youth and Disabled in the District	To Establish Sustainable Cooperatives	Number of Cooperatives established and sustained	Through out the year	R 400 000	DEDP	Enterprise Development
EDML 192	Support development of LED strategy	Thaba Chweu	Municipality	LED strategy reviewed, updated and implemented	LED strategy developed and implemented	3 Months	Technical support	Municipality	Municipality
EDML 193	Support implementation of Khulisi'mnotho project	Ehlanzeni District	Municipalities	LED strategy reviewed, updated and implemented	Number of capacity building interventions conducted	8 Months	Technical support	Dti	Dti
EDML 193	Conduct 4 sector studies	Provincial	Municipalities and Province	4 sector studies conducted	Number of economic baseline studies conducted	10 Months	R 1 000	DEDP	Research & Development
EDML 194	Development of a Provincial BEE Strategy	All municipalities in the province	Business stakeholders in the province	Develop a Provincial Strategy to guide BEE implementation in the Province	Provincial BEE Strategy	4Months	R 700 000	DEDP	BEE Directorate
EDML 195	BEE Awareness Program/Workshop	Ehlanzeni District	Business stakeholders in Gert Sibande region	Communicate BEE legislation and present opportunities with the private sector in the region.	BEE Awareness workshop held	1day	R 100 000	DEDP	BEE Directorate
EDML 196	Awareness Campaign: Export Awards	Ehlanzeni District	Business	Establish export based development programmes	Number of export based development programmes	Third Quarter	R 1 000	DEDP	Trade and Investment
EDML 197	Awareness Campaign: Road shows	Umjindi	HDI'S	Establish export based development programmes	Number of export based development programmes	Fourth Quarter	R 25 000	DEDP	Trade and Investment
EDML 198	Awareness Campaign: Road shows	Bushbuckridge	HDI'S	Establish export based development programmes	Number of export based development programmes	Fourth Quarter			

Priority Issue/Programme : Local Economic Development and Job Creation

Project ID	Project Name	Project Location	Project Beneficiaries	Project Objective	Key Performance Indicator	Period	Budget Allocation	Source of Funding	Implementing Agency
EDML 199	Ticket to Export Development Programme	Nkomazi	HDI'S	Establish export based development programmes	Number of export based development programmes	Second Quarter	R 25 000	DEDP	Trade and Investment
EDML 200	Ticket to Export Development Programme	Bushbuckridge	HDI'S	Establish export based development programmes	Number of export based development programmes	Second Quarter	R 25 000	DEDP	Trade and Investment
EDML 201	Pre – post exhibition training (South African Hand Made Collection & Export Africa exhibition)	Ehlanzeni District	HDI'S	Establish export based development programmes	Number of export based development programmes	First & Third Quarter	R 60 000	DEDP	Trade and Investment
EDML 202	Small exporters development programme	Ehlanzeni	HDI'S	Establish export based development programmes	Number of export based development programmes	10 Months	R 232 000	DEDP	Trade and Investment
EDML 203	Development of Economic Development strategy	Provincial	Municipalities	3 economic policies developed	Number of policies developed	4 Months	R 250 000	DEDP	Policy and planning
EDML 204	Conduct 4 sector studies	All departments	Municipalities and Province	4 sector studies conducted	Number of economic baseline studies conducted	10 Months	R 1 000	DEDP	Research & Development
EDML 205	Food Technology Centre	Mbombela	Municipality and Province	To unlock opportunities of downstream beneficiation in the agro-industry	Quantity and quality of products processed	12 months	R 750 000	DEDP	MEGA
EDML 206	International Convention Centre	Mbombela	Local and District municipalities	To address conferencing needs in the region	Number of key conferences hosted in the ICC	18months	R 300 000	DEDP	MEGA
EDML 207	KMIA Industrial Park	Mbombela	Local and District municipalities	To address the shortage of lack of infrastructure in the manufacturing sector	Number of anchor tenants in the park	18months	To be determined	DEDP	MEGA

Priority Issue/Programme : Local Economic Development and Job Creation

Project ID	Project Name	Project Location	Project Beneficiaries	Project Objective	Key Performance Indicator	Period	Budget Allocation	Source of Funding	Implementing Agency
EDML 208	Furtech	Mbombela	Communities in the whole district	To beneficiate wood and training of entrepreneurs in the industry	Number of incubatees trained and assisted	Ongoing	R 750 000	DEDP	SEDA
EDML 209	One Stop Border Post	Nkomazi	South Africa & Mozambique	To address the issue of border congestion & create a seamless port of entry	Number of tourists, trucks & goods passing through unhindered	18months	R6 000 000	Public Works	SARS
EDML 210	Consumer Protection Education workshops	All municipalities	All Consumers in the Respective Districts	Implement programs that promote consumer rights	Number of education awareness programmes disseminated	On going		DEDP	Consumer Protection Services; FNB;NCR
EDML 211	Consumer Protection Education Workshops	Nkomazi	Youth, women NGOs	Implement programmes that promote consumer rights	Number of Education awareness programmes disseminated	On Going		DEDP	Consumer Protection Services; FNB;NCR; Council for Medical Aid Scheme
EDML 212	Consumer Protection Education Workshops	Umjindi	NGOs	Implement programs that promote consumer rights	Number of education awareness programmes disseminated	Ongoing		DEDP	Consumer Protection Services
EDML 213	Consumer Protection Education Workshops	Bushbuckridge	Public servants, NGOs	Implement programs that promote consumer rights	Number of education awareness programmes disseminated/ conducted	Ongoing		DEDP	Consumer Protection Services
EDML 214	Consumer Protection	Thaba Chweu	Workers, Youth Public servants	Implement programmes that	Number of education	Ongoing		DEDP	Consumer Protection

Priority Issue/Programme : Local Economic Development and Job Creation

Project ID	Project Name	Project Location	Project Beneficiaries	Project Objective	Key Performance Indicator	Period	Budget Allocation	Source of Funding	Implementing Agency
	Education Workshops			promote consumer rights	programmes conducted				Services; FNB;NCR; FSB

Priority Issue/Programme : <u>Social Welfare</u>									
Project ID	Project Name	Project Location	Project Beneficiaries	Project Objective	Key Performance Indicator	Period	Budget Allocation	Source of Funding	Implementing Agency
EDM 215	Shongwe Hospital Workshop	Nkomazi	Youth(project will be implemented through NYS)	<ul style="list-style-type: none"> To provide working experience for NYS participants Provision of preventative maintenance 	Number of NYS participants	6 months	R1,500 000	Public Works	Public Works
EDM 216	Rob Ferreira Hospital workshop	Mbombela	Youth(project will be implemented through NYS)	<ul style="list-style-type: none"> To provide working experience for NYS participants Provision of preventative maintenance 	Number of NYS participants	3 months	R430 000	Public Works	Public Works
EDM 217	Barberton Hosp workshop	Umjindi	Youth(project will be implemented through NYS)	<ul style="list-style-type: none"> To provide working experience for NYS participants Provision of preventative maintenance 	Number of NYS participants	9 months	R430 000	Public Works	Public Works
EDM 218		EDM	EDM community	<ul style="list-style-type: none"> Sustainability of NGO and Home Based care centre 	Operation of NGOs and	2008/2009		Dept of social welfare	Dept of social Welfare

Priority Issue/Programme: <u>Education</u>									
Project ID	Project Name	Project Location	Project Beneficiaries	Project Objective	Key Performance Indicator	Period	Budget Allocation	Source of Funding	Implementing Agency
EDM 219	Dumisani S	Ronaldsey	Learners	Provision of an adequate learning Environ	Adequate and safe infrastructure	30 June 2009	R18 856 000	Dept of Education	Dept of Public Works
EDM 220	Secondary	Ronaldsey	Learners	"	"	30 June 2009	R 2 422 000	Dept of Education	Dept of Public Works
EDM 221	Mandondo S	Somerset	Learners	"	"	30 June 2009	R 19 955 000	Dept of Education	Dept of Public Works
EDM 222	Masibonisane P	Block B	Learners	"	"	30 June 2009	R 10 776 000	Dept of Education	Dept of Public Works
EDM 223	Maqhekeza P	Kamaqhekeza	Learners	"	"	30 June 2009	R 17 834 000	Dept of Education	Dept of Public Works
EDM 224	Evimbilanga P	Kamaqhekeza	Learners	"	"	30 June 2009	R 13 167 000	Dept of Education	Dept of Public Works
EDM 225	Sekusile P	Kamaqhekeza	Learners	"	"	30 June 2009	R 12 573 000	Dept of Education	Dept of Public Works
EDM 226	Sisulu S	Kamaqhekeza	Learners	"	"	30 June 2009	R 23 222 000	Dept of Education	Dept of Public Works
EDM 227	Mpumelelo P	Middelplaas	Learners	"	"	30 June 2009	R 15 577 000	Dept of Education	Dept of Public Works
EDM 228	Ebuhleni Primary	Tekatakho / Mbombela	480 Learners	12cr; ad; lib; hall; 18t; f; e; w; kit; r/r; 3 sports grounds & Car Park.	Adequate and safe infrastructure provided to enhance quality education.	26 months	R 1 949 000	PIG	DPW
800004432	Gedlembane Secondary	Msogwaba / Mbombela	1226 Learners	4cr; lib; computer centre, 4t; Water; r/r; 20 r/cr	Adequate and safe infrastructure provided to enhance quality education.	11 months	R 1 723 000	PIG	DPW
800009753	White River Primary	White River / Mbombela	1014 Learners	r/r; 36r/cr	Adequate and safe infrastructure provided to enhance quality education.	15 months	R 711 000	ES	DPW
EDM 229	Ehlanzeni Regional Office	Kanyamazane / Mbombela	Officials and schools	12t; r/r; 30r/cr	Adequate and safe infrastructure	17 months	R 697 000	ES	DPW

Priority Issue/Programme: <u>Education</u>									
Project ID	Project Name	Project Location	Project Beneficiaries	Project Objective	Key Performance Indicator	Period	Budget Allocation	Source of Funding	Implementing Agency
					provided to enhance quality education.				
EDM230	Inhlanhlayo Secondary	Salubindza / Mbombela	560 Learners	16cr; Ad; lab; lib; computer centre; hall; 24t; f; e; w; kit; r/r; 3 sports grounds, Car Park.	Adequate and safe infrastructure provided to enhance quality education.	29 months	R 2 015 000	PIG	DPW
800015768	Mshadza Secondary	Mshadza / Mbombela	717 Learners	Lab; computer centre; water; r/r; 3 sports grounds; Car Park.	Adequate and safe infrastructure provided to enhance quality education.	16 months	R 702 000	ES	DPW
800002774	Khetsalwati Secondary	Nyongani / Mbombela	1213 Learners	24r/cr	Adequate and safe infrastructure provided to enhance quality education.	10 months	R 706 000	ES	DPW
800034366	Germans Chiloane Secondary	Brooklyn Trust / Bushbuckridge	625 Learners	18cr; ad; lab; lib; computer centre; 18t; f; water; r/r; 3 sports grounds; Car Park.	Adequate and safe infrastructure provided to enhance quality education.	23 months	R 1 923 000	PIG	DPW
800034333	Tladishi Secondary	Buffelshoek / Bushbuckridge	1015 Learners	Lab; lib; computer centre; kit; r/r; 21r/cr.	Adequate and safe infrastructure provided to enhance quality education.	14 months	R 1 332 000	ES	DPW
800034855	Greenvalley Primary	Greenvalley / Bushbuckridge	1058 Learners	Lib; computer centre; kit; r/r; 13r/cr.	Adequate and safe infrastructure provided to enhance quality education.	9 months	R 1 609 000	PIG	DPW
800034985	Shobiyane Secondary	Tintwalo Village / Bushbuckridge	1180 Learners	Ad; lab; lib; computer centre; 12t; water; r/r; 8r/cr.	Adequate and safe infrastructure provided to enhance quality education.	15 months	R 690 000	ES	DPW
800034959	Soshangana Secondary	Arthurstone / Bushbuckridge	906 Learners	16cr; ad; lab; lib; computer centre; 16t; f; water; r/r; 4er/cr; 3 sports grounds; Car Park.	Adequate and safe infrastructure provided to enhance quality education.	22 months	R 1 912 000	PIG	DPW

Priority Issue/Programme: <u>Education</u>									
Project ID	Project Name	Project Location	Project Beneficiaries	Project Objective	Key Performance Indicator	Period	Budget Allocation	Source of Funding	Implementing Agency
800035086	Ngwaritsane Secondary	Maviljan / Bushbuckridge	1021 Learners	8cr; lab; lib; computer centre; 12t; f; r/r; 6r/cr.	Adequate and safe infrastructure provided to enhance quality education.	16 months	R 1 814 000	PIG	DPW
800034946	Mathambo Primary	Orinoco / Bushbuckridge	490 Learners	Ad; lib; computer centre; 12t; f; water; kit; r/r; 3r/cr.	Adequate and safe infrastructure provided to enhance quality education.	11 months	R 1 677 000	PIG	DPW
800035170	Sabeka Primary	Allandale / Bushbuckridge	617 Learners	11cr; ad; lib; computer centre, 8t; f; e; water; kit; r/r.	Adequate and safe infrastructure provided to enhance quality education.	14 months	R 1 752 000	PIG	DPW
800035022	Dlumani Secondary	Mnisi Local Authority / Bushbuckridge	213 Learners	Ad; lab; lib; computer centre; 8t; water; r/r; 5r/cr.	Adequate and safe infrastructure provided to enhance quality education.	9 months	R 1 687 000	PIG	DPW
EDM 231	Kamhlushwa Primary	Kamhlushwa / Nkomazi	640 Learners	16cr; ad; lib; computer centre; hall; 24t; f; e; water; kit; r/r; 3 sports grounds; Car Park.	Adequate and safe infrastructure provided to enhance quality education.	29 months	R 2 015 000	PIG	DPW
800026393	Njejeza Secondary	Schoemansdal / Nkomazi	1001 Learners	Lab; lib; computer centre; water; r/r; 16r/cr.	Adequate and safe infrastructure provided to enhance quality education.	8 months	R 837 000	PIG	DPW
800025833	Zandile Primary	Buffelspruit / Nkomazi	600 Learners	Ad; lib; computer centre; f; kit; r/r; 14r/cr.	Adequate and safe infrastructure provided to enhance quality education.	9 months	R 819 000	PIG	DPW
800011676	Mahlatsi Secondary	Buffelspruit / Nkomazi	1020 Learners	Lab; lib; computer centre; kit; r/r; 20r/cr	Adequate and safe infrastructure provided to enhance quality education.	13 months	R 424 000	ES	DPW
EDM 232	Langeloo Secondary	Langeloo / Nkomazi	560 Learners	16cr; ad; lab; lib; computer centre; hall; 24t; f; e; water; r/r; 3 sports grounds; Car	Adequate and safe infrastructure provided to enhance quality education.	29 months	R 2 015 000	PIG	DPW

Priority Issue/Programme: Education

Project ID	Project Name	Project Location	Project Beneficiaries	Project Objective	Key Performance Indicator	Period	Budget Allocation	Source of Funding	Implementing Agency
				Park.					
EDM 233	Boschfontein Secondary	Boschfontein / Nkomazi	420 Learners	12cr; ad; lab; lib; computer centre; hall; 18t; f; e; water; kit; r/r; 3 sports grounds; Car Park.	Adequate and safe infrastructure provided to enhance quality education.	26 months	R 1 949 000	PIG	DPW
800029512	Zwide Primary	Boschfontein / Nkomazi	1131 Learners	6cr; lib; computer centre; f; e; kit/ r/r; 12r/cr.	Adequate and safe infrastructure provided to enhance quality education.	9 months	R 1 720 000	PIG	DPW
800020578	Old Shongwe	Driekoppies / Nkomazi	Officials and schools	Ad; lab; computer centre; e; kit; r/r; 17r/rcr.	Adequate and safe infrastructure provided to enhance quality education.	10 months	R 1 643 000	PIG	DPW
EDM 234	Sidlemu Primary	Mangweni / Mbombela	486 Learners	4cr; ad; lib; computer centre; 8t; kit; r/r.	Adequate and safe infrastructure provided to enhance quality education.	14 months	R 1 845 000	ES	DPW
800013524	Mawewe Primary	Mgobodzi / Nkomazi	828 Learners	Ad;	Adequate and safe infrastructure provided to enhance quality education.	11 months	R 593 000	ES	DPW
EDM 235	Daantjie Primary	Daantjie / Mbombela	960 Learners	24cr; ad; lib; computer centre; hall; 36t; f; e; water; lit; r/r; 3 sports grounds; Car Park.	Adequate and safe infrastructure provided to enhance quality education.	26 months	R 1 949 000	PIG	DPW
EDM 236	Louieville Secondary	Louieville / Mbombela	1111 Learners	Lab; lib; computer centre; e; kit; r/r; 27r/cr.	Adequate and safe infrastructure provided to enhance quality education.	9 months	R 1 685 000	PIG	DPW
800001404	Bonginhlanhla Secondary	Daantjie / Mbombela	1139 Learners	r/r; 20r/cr	Adequate and safe infrastructure provided to enhance quality education.	11 months	R 846 000	PIG	DPW
800001164	Skhila Secondary	Skhila / Thaba Chweu	665 Learners	4cr; lab; lib; computer centre; 4t; f; r/r; 16r/cr.	Adequate and safe infrastructure	12 months	R 1 725 000	PIG	DPW

Priority Issue/Programme: Education

Project ID	Project Name	Project Location	Project Beneficiaries	Project Objective	Key Performance Indicator	Period	Budget Allocation	Source of Funding	Implementing Agency
					provided to enhance quality education.				
800028530	Dientjie Primary	Leroro / Thaba Chweu	601 Learners	Lib; computer centre; 4t; kit; r/r; 17r/cr.	Adequate and safe infrastructure provided to enhance quality education.	12 months	R 871 000	PIG	DPW
800028647	Matibidi Primary	Matibidi / Thaba Chweu	605 Learners	5t	Adequate and safe infrastructure provided to enhance quality education.	11 months	R 190 000	ES	DPW
800010462	Lindani Primary	Simile / Thaba Chweu	638 Learners	Water; r/r; 7r/cr	Adequate and safe infrastructure provided to enhance quality education.	8 months	R 418 000	ES	DPW
800010793	Lugedlane Primary	Mangweni / Nkomazi	878 Learners	15r/cr	Adequate and safe infrastructure provided to enhance quality education.	13 months	R 441 000	PIG	DPW
EDM 237	Hoxani Exam Centre	Hoxani / Bushbuckridge	Officials and schools	r/r; 6r/cr	Adequate and safe infrastructure provided to enhance quality education.	6 months	R 296 000	ES	DPW
EDM 238	Nelspruit Secondary	Kamagugu / Mbombela	700 Learners	20cr; ad; lab; lib; computer centre; hall; 28t; f; e; water; r/r; 3 sports grounds; Car Park.	Adequate and safe infrastructure provided to enhance quality education.	32 months	R 2 079 000	PIG	DPW
EDM 239	Tekwane Secondary	Tekwane South / Mbombela	560 Learners	16cr; ad; lab; lib; computer centre; hall; 24t; f; e; water; r/r; 3 sports grounds; Car Park.	Adequate and safe infrastructure provided to enhance quality education.	29 months	R 2 015 000	PIG	DPW
EDM 240	Sibongiseni Primary	Verulam / Umjindi	480 Learners	12cr; ad; lib; computer centre; hall; 18t; f; e; water; kit; r/r; 3 sports grounds; Car Park.	Adequate and safe infrastructure provided to enhance quality education.	26 months	R 1 949 000	PIG	DPW

Priority Issue/Programme: Education

Project ID	Project Name	Project Location	Project Beneficiaries	Project Objective	Key Performance Indicator	Period	Budget Allocation	Source of Funding	Implementing Agency
800002303	Cyril Clarke Secondary	Mataffin / Mbombela	600 Learners	20cr; ad; lab; lib; computer centre; hall; 20t; f; e; water; kit; r/r; 3 sports grounds; car Park.	Adequate and safe infrastructure provided to enhance quality education.	32 months	R 2 079 000	PIG	DPW
800007112	John Mdluli Primary	Mataffin / Mbombela	549 Learners	16cr; ad; lib; computer centre; hall; 16t; f; e; water; kit; r/r; 3 sports grounds; Car Park.	Adequate and safe infrastructure provided to enhance quality education.	29 months	R 2 015 000	PIG	DPW
EDM 241	Shabalala Secondary	Salubindza / Mbombela	700 Learners	20cr; ad; lab; lib; computer centre; hall; 30t; f; e; water; r/r; 3 sports grounds; Car Park.	Adequate and safe infrastructure provided to enhance quality education.	32 months	R 2 079 000	PIG	DPW
800017251	Nsizwane Primary	Khombaso / Nkomazi	356 Learners	Water; 8r/cr	Adequate and safe infrastructure provided to enhance quality education.	8 months	R 530 000	ES	DPW
800004044	Etimbondweni Primary	Mandulo / Nkomazi	468 Learners	E; water; r/r; 18r/cr.	Adequate and safe infrastructure provided to enhance quality education.	18 months	R 711 000	PIG	DPW
800001008	Bhambhatha Primary	Steenbok / Nkomazi	690 Learners	Ad; lib; water; r/r; 8r/cr.	Adequate and safe infrastructure provided to enhance quality education.	16 months	R 1 426 000	PIG	DPW
800019786	Sambo Primary	Steenbok / Nkomazi	434 Learners	4cr; computer centre; r/r; 8r/cr.	Adequate and safe infrastructure provided to enhance quality education.	10 months	R 922 000	ES	DPW
800021741	Sizimisele Primary	Masibekela / Nkomazi	490 Learners	E; r/r; 15r/cr.	Adequate and safe infrastructure provided to enhance quality education.	15 months	R 437 000	ES	DPW
800006544	Mbuzini Primary	Mbuzini / Nkomazi	758 Learners	8t; r/r; 3r/cr.	Adequate and safe infrastructure	6 months	R 192 000	ES	DPW

Priority Issue/Programme: Education

Project ID	Project Name	Project Location	Project Beneficiaries	Project Objective	Key Performance Indicator	Period	Budget Allocation	Source of Funding	Implementing Agency
					provided to enhance quality education.				
800010751	Lubombo Secondary	Khombaso / Nkomazi	507 Learners	12r/cr	Adequate and safe infrastructure provided to enhance quality education.	8 months	R 353 000	ES	DPW
EDM 242	Magudu Secondary	Magudu / Nkomazi	560 Learners	16cr; ad; lab; lib computer centre; hall; 24t; f; e; water; r/r; 3 sports grounds; Car Park.	Adequate and safe infrastructure provided to enhance quality education.	29 months	R 2 015 000	PIG	DPW
800034786	Moyila Secondary	Mangweni / Nkomazi	560 Learners	16cr; ad; lab; lib; computer centre; hall; 24t; f; e; water; r/r; 3 sports grounds; Car park.	Adequate and safe infrastructure provided to enhance quality education.	29 months	R 2 015 000	PIG	DPW
800020958	Sigweje Secondary	Mdladla / Nkomazi	652 Learners	4cr;lab; lib; computer centre; 8t; f; water; r/r; 8r/cr.	Adequate and safe infrastructure provided to enhance quality education.	11 months	R 1 739 000	PIG	DPW
800002758	Dlamadoda Secondary	Sihlangu / Nkomazi	629 Learners	Ad; lab; lib; computer centre; r/r; 10r/cr.	Adequate and safe infrastructure provided to enhance quality education.	10 months	R 1 620 000	PIG	DPW
800021204	Sincobile Secondary	Block B / Nkomazi	1192 Learners	Lab; lib; computer centre; 10t; r/r; 15r/cr.	Adequate and safe infrastructure provided to enhance quality education.	19 months	R 1 384 000	ES	DPW
800011734	Mahhushe Secondary	Mzinti / Nkomazi	842 Learners	Lib; water; r/r; 10r/cr.	Adequate and safe infrastructure provided to enhance quality education.	9 months	R 849 000	PIG	DPW
800006296	Ingwenyama Combined	Block C / Nkomazi	1151 Learners	4cr; ad; lab; lib; computer centre; 12t; water; kit; r/r; 21r/cr.	Adequate and safe infrastructure provided to enhance quality education.	16 months	R 1 796 000	PIG	DPW

Priority Issue/Programme: Education

Project ID	Project Name	Project Location	Project Beneficiaries	Project Objective	Key Performance Indicator	Period	Budget Allocation	Source of Funding	Implementing Agency
800034926	Phendulane Secondary	Okkermootboom / Bushbuckridge	653 earners	7cr; ad; lab; lib; computer centre; 16t; e; water; r/r; 16r/cr.	Adequate and safe infrastructure provided to enhance quality education.	18 months	R 1 770 000	PIG	DPW
EDM 243	Thipanang Secondary	Manamoneng / Bushbuckridge		Ad; lab; lib; computer centre; 4t; water; r/r;7r/cr.	Adequate and safe infrastructure provided to enhance quality education.	11 months	R 1 763 000	PIG	DPW
800018721	Prof SS Ripinga Combined	Block B / Nkomazi	681 Learners	Lab; lib; computer centre; 4t; water; kit; r/r; 15r/cr.	Adequate and safe infrastructure provided to enhance quality education.	8 months	R 1 671 000	PIG	DPW
EDM 244	Sibhejane Secondary	Block B / Nkomazi	560 Learners	16cr; ad; lab; lib; computer centre; hall; 24t; f; e; water; r/r; 3 sports grounds; car park.	Adequate and safe infrastructure provided to enhance quality education.	22 months	R 2 015 000	PIG	DPW
EDM 245	Nkomazi Teacher Centre	Nkomazi East / Nkomazi	Officials and schools	Ad; lab; lib; computer centre; water; kit; r/r; 10r/cr.	Adequate and safe infrastructure provided to enhance quality education.	10 months	R 1 697 000	PIG	DPW
800014100	Mgubho Combined	Block B / Nkomazi	1152 Learners	4t	Adequate and safe infrastructure provided to enhance quality education.	5 months	R 135 000	ES	DPW
800003491	Ematholeni Combined	Block B / Nkomazi	1287 Learners	Ad; lab; lib; computer centre; 4t; water.	Adequate and safe infrastructure provided to enhance quality education.	10 months	R 135 000	ES	DPW
800025882	Zibokwane Combined	Block B / Nkomazi	1146 Learners	Lab; lib;10t; kit; r/r; 15r/cr.	Adequate and safe infrastructure provided to enhance quality education.	12 months	R 1 331 000	PIG	DPW
800025817	Zamokuhle Primary	Block C / Nkomazi	1031 Learners	4cr; ad; lab; lib; computer centre; water; kit; r/r; 18r/cr	Adequate and safe infrastructure provided to enhance	14 months	R 1 762 000	PIG	DPW

Priority Issue/Programme: Education

Project ID	Project Name	Project Location	Project Beneficiaries	Project Objective	Key Performance Indicator	Period	Budget Allocation	Source of Funding	Implementing Agency
					quality education.				
800022780	Tenteleni Primary	Kanyamazane / Mbombela	1180 Learners	8t	Adequate and safe infrastructure provided to enhance quality education.	5 months	R 269 000	ES	DPW
800004754	Glory Hill Primary	Graskop / Thaba Chweu	515 Learners	6cr	Adequate and safe infrastructure provided to enhance quality education.	10 months	R 846 000	PIG	DPW
800029702	Sikhutsele Primary	Phase Two / Umjindi	1093 Learners	4cr; ad; lab; lib; computer centre; 4t; kit; r/r.	Adequate and safe infrastructure provided to enhance quality education.	11 months	R 1 728 000	PIG	DPW
800021030	Sijabulile Primary	Mbombela / Mbombela	122 Learners	4cr; computer centre; r/r.	Adequate and safe infrastructure provided to enhance quality education.	10 months	R 803 000	PIG	DPW
800034447	Shayindlovu Primary	Mbuzini / Nkomazi	170 Learners	4cr; computer centre; water; kit.	Adequate and safe infrastructure provided to enhance quality education.	10 months	R 803 000	ES	DPW
800032870	Idlangemabala Secondary	Tonga / Nkomazi	642 Learners	Ad; computer centre; water; kit.	Adequate and safe infrastructure provided to enhance quality education.	14 months	R 835 000	PIG	DPW
800014761	Mtungwa Secondary	Tonga / Nkomazi	739 Learners	4cr; computer centre; 4t; r/r.	Adequate and safe infrastructure provided to enhance quality education.	11 months	R 830 000	PIG	DPW
800020511	Shinyukane Secondary	Mangweni / Nkomazi	894 Learners	4cr; ad	Adequate and safe infrastructure provided to enhance quality education.	15 months	R 706 000	ES	DPW
800034132	Mbongeni Secondary	Daantjie / Mbombela	655 Learners	4cr; computer centre; r/r.	Adequate and safe infrastructure provided to enhance	10 months	R 803 000	ES	DPW

Priority Issue/Programme: Education

Project ID	Project Name	Project Location	Project Beneficiaries	Project Objective	Key Performance Indicator	Period	Budget Allocation	Source of Funding	Implementing Agency
					quality education.				
800034207	Sicelosetfu Secondary	Daantjie / Mbombela	210 Learners	4cr; computer centre; /r.	Adequate and safe infrastructure provided to enhance quality education.	10 months	R 803 000	ES	DPW
800031070	Sabane Secondary	Daantjie / Mbombela	651 Learners	4cr; computer centre; /r.	Adequate and safe infrastructure provided to enhance quality education.	10 months	R 803 000	PIG	DPW
800034635	Ngazi Ndlovu Secondary	Manyeveni / Mbombela	292 Learners	4cr; computer centre; /r.	Adequate and safe infrastructure provided to enhance quality education.	10 months	R 803 000	PIG	DPW
800034783	Siyamukelwa Primary	Nyongani / Mbombela	72 Learners	4cr; computer centre; 12t; f; e; water; kit; r/r	Adequate and safe infrastructure provided to enhance quality education.	12 months	R 1 653 000	PIG	DPW
800035088	Pugishe Primary	Bushbuchridge / Bushbuckridge	182 Learners	Ad; lab; lib; computer centre; 12t;f; /r.	Adequate and safe infrastructure provided to enhance quality education.	10 months	R 1 666 000	PIG	DPW
800035021	Dayimani Secondary	Bushbuckridge / Bushbuckridge	716 Learners	16cr; ad; lab; lib; computer centre; Hotel & Catering Centre; 16t; f; water; /r.	Adequate and safe infrastructure provided to enhance quality education.	23 months	R 1 909 000	PIG	DPW

Priority Issue/Programme : <i>Environmental Service</i>									
Project ID	Project Name	Project Location	Project Beneficiaries	Project Objective	Key Performance Indicator	Period	Budget Allocation	Source of Funding	Implementing Agency
EDME	Renovate Centre Graskop	Graskop	Local services area Visiting groups	To bring facilities to acceptable standard	General Maintenance / refurbishment	2008/09	R1 300 000	DALA	DALA
EDME	Renovate Centre Barberton	Barberton	Local Service Area Visiting Groups	To bring facilities to acceptable standard	General maintenance / refurbishment	2008/09	R 700 000	DALA	DALA
EDME	Renovate Centre Pilgrim's Rest	Pilgrim's Rest	Local Service Area Visiting Groups	To bring facilities to acceptable standard	General maintenance / refurbishment	2008/09	R2 500 000	DALA	DALA
EDME	Renovate Centre Tonga	Tonga	Local Service Area	To bring facilities to acceptable standard	General maintenance / refurbishment	2008/09	R500 000	DALA	DALA
EDME	Construction Bushbuckridge E.C	Bushbuckridge	Local Service Area	Providing Infrastructure	New Construction	2009/10	R4 700 000	DALA	DALA

Priority Issue/Programme : <u>Disaster/Risk Management</u>									
Project ID	Project Name	Project Location	Project Beneficiaries	Project Objective	Key Performance Indicator	Period	Budget Allocation	Source of Funding	Implementing Agency
EDM 251	Disaster Management (Capacity Development)	Districts		To support municipalities in administrative and institutional capacity	Capacity Building of disaster management structures and officials in municipalities		R100 000	LGH	LGH
EDM 252	Establishment of Disaster Management Centre	Province		Construction and equipment of the Provincial Disaster Management Centre	Construction of Phase 1 of the Disaster Management Centre		R 38 772	LGH	DOW
EDM 253	Disaster Management	Umjindi		To promote and coordinate the implementation of Disaster Management Act	Conduct awareness campaign in disaster prone and vulnerable areas		R150 000	LGH	LGH
		Thaba Chweu					R150 000	LGH	LGH

Priority Issue/Programme: <u>Performance Management System</u>									
Project ID	Project Name	Project Location	Project Beneficiaries	Project Objective	Key Performance Indicator	Period	Budget allocation	Source of funding	Implementing agency
EDM 254	Technical support to local municipalities	Ehlanzeni District	Local municipalities	Improving on performance of local municipalities	Monthly forum meetings (12)Visits to LMs : 12 per LM(Providing technical support as per requirement survey)	30 June 2008	Included in operational costs	DLG	DLG

Priority Issue/Programme : <u>Training and Skills Development</u>									
Project ID	Project Name	Project Location	Project Beneficiaries	Project Objective	Key Performance Indicator	Period	Budget Allocation	Source of Funding	Implementing Agency
EDM 255	SCM trainings	All Local municipalities	Supply Chain Practitioners and Bid committees	To improve procurement of goods and services and ensure compliance	200 supply chain practitioners and bid committee members trained	Officials will be trained in all 4 quarters of 2008/09	Covered by personnel cost	Budgeted into by the department	Department of Finance
EDM 256	Training in Liabilities management	All local municipalities	Officials from the liabilities management unit	To implement an effective public sector liabilities strategy	84 officials trained from the municipalities	Officials will be trained in all 4 quarters of 2008/09	Covered by personnel cost	Budgeted into by the department	Department of Finance/ Provincial Treasury
EDM 257	Asset management trainings	All local municipalities	All officials under asset management units					Budgeted into by the department	Department of Finance/Provincial Treasury

Priority Issue/Programme: <u>Organisational Infrastructure and Assets</u>									
Project ID	Project Name	Project Location	Project Beneficiaries	Project Objective	Key Performance Indicator	Period	Budget Allocation	Source of Funding	Implementing Agency
EDMI 258	Sheba siding MPCC	Sheba siding	Sheba siding community	Accessibility to government system	Proper functioning of MPCC	2008/2010	R3,5 m	Municipality	EDM
EDMI 259	Emjidini Trust MPCC	Emjidini trust	Emjidini community	Accessibility to government system	Proper functioning of MPCC	2008/2010	R3,5m	Municipality	EDM
	Mahushu MPCC	Mahushu trust	Mahushu and surrounding areas	Accessibility to government system	Proper functioning of MPCC	2008/2010	R3,5 m	Municipality	EDM
	Kabokweni MPCC	Kabokweni township	Kabokweni & surrounding areas	Accessibility to government system	Proper functioning of MPCC	2008/2010	R3,5m	Municipality	EDM
	Kanyamazane MPCC	Kanyamazane township	Kanyamazane & surrounding area	Accessibility to government system	Proper functioning of MPCC	2008/2010	R3,5m	Municipality	EDM
	Matsulu MPCC	Matsulu township	Matsulu & surrounding area	Accessibility to government system	Proper functioning of MPCC	2008/2010	R3,5m	Municipality	EDM
EDMI 260	Kamaghekeza	Kamaghekeza	Kamaghekeza surrounding areas	Accessibility to government services	Proper functioning of MPCC	2008/2010	R3.5 m	Dept of LG&H	Dept LG&H
EDMI 261	Mgobozi MPCC	Mgobozi	Mgobozi & surrounding areas	Accessibility to government services	Proper functioning of MPCC	2008/2010	R3,5 m	Dept LG&H	Dept LG&H
EDMI 262	Matsamo MPCC	Matsamo	Matsamo & surrounding areas	Accessibility to government services	Proper functioning of MPCC	2008/2009	R3,4m	Municipality	Dept LG&H

Priority Issue/Programme: Organisational Infrastructure and Assets

Project ID	Project Name	Project Location	Project Beneficiaries	Project Objective	Key Performance Indicator	Period	Budget Allocation	Source of Funding	Implementing Agency
EDMI 263	Casteel MPCC	Casteel	Casteel & surrounding areas	Accessibility to government services	Proper functioning of MPCC	2008/2010	R3,5	Municipality	EDM
EDMI 264	Hluvukane MPCC	Hluvukane	Hluvukane & surrounding areas	Accessibility to government services	Proper functioning of MPCC	2008/2010	R3,5	Municipality	EDM
EDMI 265	Ximungwe MPCC	Ximungwe	Ximungwe & surrounding areas	Accessibility to government services	Proper functioning of MPCC	2008/2010	R3,5	Municipality	EDM
EDMI 266	Acornhoek MPCC	Acornhoek	Bushbuckridge north	Accessibility to government services	Proper functioning of MPCC	2008/2010	R3,5	Municipality	EDM

8. SELF ASSESSMENT AND KEY LEARNING POINTS OF THE PLANNING PROCESS

9. ANNEXURES

The 2010 world cup tournament projects are attached as annexure A of this document.

10. REFERENCES

- (a) Statistic South African (2001)
- (b) Local Government: Municipal System Act, 32 of 2000. Second Edition
- (c) Local Government: Municipal Finance Management Act, 56 of 2003. Second Edition
- (d) Local Government: Municipal Structure Act, 117 of 1998. Second Edition
- (e) Constitution of the Republic of South Africa, 1996. Second Edition
- (f) Mpumalanga Province: Provincial Growth and Development Strategy, 2004-2014
- (g) Ehlanzeni District Municipality: Water and Sanitation blue print, 2006
- (h) The IDPs of the five (5) Local Municipality and the District (2007-2012)
- (i) Templates of projects and programme of Sector Departments in the Mpumalanga Province for 2007/08 financial year.
- (j) Mpumalanga Spatial Framework update 2005. Towards a spatial development perspective for Mpumalanga.
- (k) Government Gazette no. 24228 of 3 January 2003.