



VISION

STRIVE FOR DEVELOPMENTAL AND PROSPEROUS LIFE FOR ALL

MISSION

THROUGH ACCOUNTABILITY, TRANSPARENCY AND RESPONSIBLE GOVERNANCE, THE MUNICIPALITY COMMITS ITSELF TO PROVIDE AFFORDABLE AND SUSTAINABLE SERVICES BY ENHANCING COMMUNITY PARTICIPATION



Table of Contents

1.1. Foreword By The Executive Mayor:.....	6
1.2. Foreword By The Executive Acting Municipal:	7
2. Executive Summary:.....	9
2.1. Municipality Vision	9
2.2. Municipality Mission	9
2.3. Municipality Core Values	9
2.4. Powers And Functions Of The Municipality.....	9
Section C.....	11
3. Preparation Process.....	11
3.1. District Framework:	11
3.2. Consultative Process.....	13
Section D	15
4. Legal Framework	15
4. Legal Framework.....	15
4.1. Legislative Framework	15
4.2. National Strategies.....	15
4.3. Provincial Strategies.....	15
4.4. Municipal Swot Analysis	20
Section E	21
5. Situation Analysis	21
5.1. General Background	21
5.2. Social Development.....	28
5.3. Environmental Issues	30
5.4. Water Supply And Sanitation	32
Section F.....	40
6. Development Strategies	40
6.1. Municipal Goals and Objectives	41
6.2. Community Based Planning And Priority Issues	45
6.3. Service Delivery Backlog.....	49
6.4. Institutional Priority Issues	50
6.5. Institutional Arrangements & Governance	53
Section G	59
7.1. Institutional Plans And Sector Strategies.....	59

7.2. Institutional Policies60

Section H62

8. Developmental Strategy Priority Issues62

Section I

8.1. Key Performance Areas and Strategies.....72

8.2. Economic Development.....76

8.3. Community Services76

8.4. Institutional Transformation.....78

8.5. Democracy And Governance.....79

8.6. Financial Viability And Management.....80

8.7. Public Participation.....80

Section K (Projects).....81

ACRONYMS

ABET	: Adult Based Education and Training
ASGI-SA	: Accelerated and Shared Growth Initiative of South Africa
BBR	: Bushbuckridge
BLM	: Bushbuckridge Local Municipality
CBD	: Central Business District
CoGTA	: Department of Cooperative Governance and Traditional Affairs
DBSA	: Development Bank of Southern Africa
DCSR	: Department of Culture, Sports and Recreation
DEDP	: Department of Economic Development and Planning
DHSS	: Department of Health and Social Service
DMA	: District Management Area
DoE	: Department of Education
DoRT	: Department of Roads and Transport
DWA	: Department of Water Affairs
EDM	: Ehlanzeni District Municipality
EMS	: Environmental Management System
EPWP	: Expanded Public Works Programme
ESKOM	: Electricity Supply Commission
FBS	: Free Basic Services
FET	: Further Education and Training
FIFA	: Federation of International Football Associations
GIS	: Geographic Information System
GDS	: Growth and Development Summit
HDI	: Historically Disadvantaged Individual
HRD	: Human Resource Development
ICC	: International Conference Centre
IDP	: Integrated Development Plan
ISDF	: Integrated Spatial Development Framework
ISRDP	: Integrated Sustainable Rural Development Program
IWMP	: Integrated Waste Management Plan
KMIA	: Kruger Mpumalanga International Airport
KNP	: Kruger National Park
KPI	: Key Performance Indicator
LED	: Local Economic Development

LRAD	: Land Reform for Agricultural Development
MAM	: Multi Agency Mechanism
MDG	: Millennium Development Goals
M&E	: Monitoring and Evaluation
MFMA	: Municipal Finance Management Act
MIG	: Municipal Infrastructure Grant
MRTT	: Mpumalanga Regional Training Trust
MSA	: Local Government Municipal Systems Act
NDOT	: National Department of Transport
NEMA	: National Environmental Management Act no.
NEPAD	: New Partnership for Africa's Development
NDPG	: Neighbourhood Development Partnership Grant
NSDP	: National Spatial Development Perspective
PGDS	: Provincial Growth and Development Strategy
PMS	: Performance Management System
RLCC	: Regional Land Claims Commission
SASSA	: South African Social Security Agency
SDF	: Spatial Development Framework
SDI	: Spatial Development Initiatives
SMME	: Small Medium Micro Enterprises
SWOT	: Strength, Weaknesses, Opportunity and Threat
URP	: Urban Renewal Programme
WSDP	: Water Services Development Plan

SECTION A

1.1. FOREWORD BY THE EXECUTIVE MAYOR:



The IDP represents the vision and the overarching mission of the municipality in terms of what are the key service delivery issues that a developmental local government should be providing to its communities to deliver on the mandate of the electorate. In the same vein, this IDP is a product that will enhance the people's contract between the communities and the political commitment to deliver on the contract, for the people and by government through public representatives that have been elected by communities.

This IDP should further be seen as a developmental plan envisaged by this council for the next five years and that it should be given its space and time to be fairly implemented and to deliver on it. While there have been great achievements in the past ten years, it is also important to note the great challenges of service delivery in the next five years may not be realized without the active involvement of all stakeholders and role players.

We should all ensure that this IDP hasten service delivery with the speed it deserve in order to address among others, unprecedented service delivery protests that continues to haunt us in 17 years of democracy.

On behalf of Bushbuckridge Community, I therefore, endorse this IDP and commit the entire council, to its implementation thereof without compromising quality in service delivery.

Honorable Executive Mayor

Cllr: Renias E. Khumalo

1.2. FOREWORD FROM THE ACTING MUNICIPAL MANAGER:



The IDP is an inter-sectoral, but priority focussed Municipal planning process which may or may not include each and every sector. It may also overlap with sectoral planning responsibilities to a certain degree, depending on local priorities as the primary guiding factor.

In the development of the IDP, areas which needed special focus or attention in the previous years as per the inputs and comments of the MEC for CoGTA have been covered, e.g LED Strategy is in place which will assist the Municipality in ensuring Local Economic Development is coordinated, while the SDF that has already been finalised and adopted by Council, will assist in our coordinated spatial planning for the betterment of Land Use Management. We have also noticed an improvement in the development of our IDP that will ultimately ensure a credible IDP in the long run.

IDP is only as good in so far as it helps Municipal Management to improve and fast-track service delivery and development. To realise the above, it is of critical importance that there be timeous implementation and monitoring of all projects that are planned for the financial year. The projects will therefore appear on the SDBIP of all directors, which serve as a monitoring and measurement tool for performance.

ACTING MUNICIPAL MANAGER
CM Mathebula

SECTION B

2. EXECUTIVE SUMMARY

Bushbuckridge Local Municipality is a category B municipality that forms part of the five Local Municipalities of Ehlanzeni District Municipality in the Mpumalanga Province. The Municipality covers the largest population size of 509,967 persons as per 2007 community survey statistics, which is 34% of the total population of the Ehlanzeni District Municipality and 14% of the Provincial population. It is renowned for its agricultural and tourism attractions. It was declared a presidential nodal point by the president of the republic in 2001, it is located in the north-eastern part of the Mpumalanga Province and is bounded by Kruger National Park in the east, Mbombela Local Municipality in the South and Thaba Chweu local Municipality and it covers approximately over 1 000 000 ha, after the recent Municipal Demarcation Board has expanded the locality by including part of the Kruger National Park. The Municipality currently consists of 37 wards with 37 ward Councillors and 37 PR Councillors and covers part of the Kruger National Park.

This document therefore, is the Integrated Development Plan (IDP) of the Bushbuckridge Local Municipality for the 2012 - 2016 financial years. It provides basic key service delivery challenges in areas that have been prioritised for 2012 - 2016 financial years. It is also based on the multi-year approach principle to enable Municipal Council to have a multi discipline budgetary process.

The Municipality has a number of challenges which form part of the priorities in the medium-term and certainly the Long Term Development Strategy. These are high poverty levels, Crime, Unemployment, Back log of service delivery, Skills shortage, High illiteracy, rural nature, HIV/AIDS epidemic and more certainly the lack of adequate access to basic services (health and education).

Poverty and unemployment are core development challenges in Bushbuckridge Local Municipality, the majority of people in the municipal area of jurisdiction are unemployed and this poses a big challenge

for the municipal economic development. The Municipality has adopted a holistic approach in addressing the inter-related socio-economic factors that can contribute to the quality of life for all the people living in the Bushbuckridge Local Municipality.

2.1. *Municipality Vision*

Bushbuckridge Local Municipality strives for developmental and prosperous life for all.

2.2. *Municipality Mission*

Through accountability, transparency and responsible governance, the municipality commits itself to provide affordable and sustainable services by enhancing community participation.

2.3. *Municipality Core Values*

- Accountability
- Transparency
- Responsible governance
- Efficient service delivery

2.4. POWERS AND FUNCTIONS OF THE MUNICIPALITY

The Municipal systems act 32 of 2000 (chapter 3 sub-section 3) requires that the Municipality must exercise its legislative or executive authority by performing the following powers and functions assigned to it in terms of Constitution.

- Developing and adopting policies, plans, strategies and programmes, including setting targets for delivery.
- Promoting and undertaking development.
- Establishing and maintaining an administration.
- Administering and regulating its internal affairs and the local government affairs of the local community.
- Implementing applicable national and provincial legislation and its by-laws.
- Providing Municipal services to the local community, or appointing appropriate service providers in accordance with the criteria and process set out in section 78.
- Monitoring and where those services are provided by service providers other than the municipality.
- Preparing approving and implementing its budgets.

- Imposing and recovering rates, taxes, levies, duties, service fees and charges on fees, including setting and implementing tariff, rates and tax and debt collection policies.
- Monitoring the impact and effectiveness of any services, policies, programs or plans.
- Establish and implementing performance management systems.
- Promoting a safe and healthy environment.
- Passing by-laws and taking decisions on any of the above-mentioned matters.
- Doing anything else within its legislative and executive competence.

SECTION C

3. PREPARATION PROCESS

3.1. District Framework:

The process plan for the Bushbuckridge Local Municipality is guided by the Ehlanzeni District IDP Framework as adopted by Ehlanzeni District Municipality during a council meeting held in September 2011, the IDP process plan for Bushbuckridge Local Municipality for 2012/2013 financial year was also approved and adopted by Municipal Council on the **10 August 2011** with Council resolution no. **BLM/104/24/02/2010/11**

3.1.1. Bushbuckridge Local Municipality's Process Plan

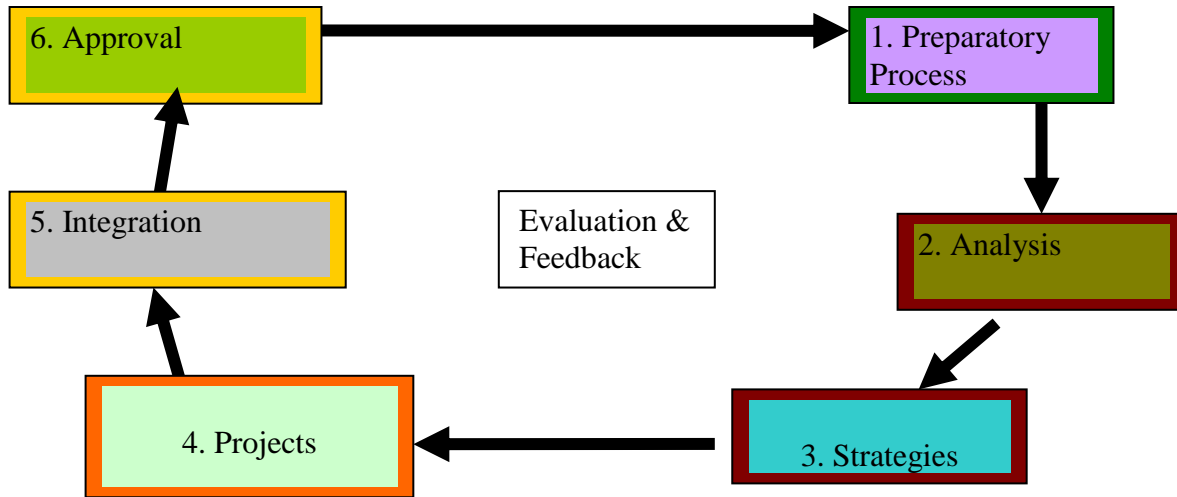
The following process plan was followed during the development` of the Municipal IDP for 2012 - 2016 financial years:

1. **Preparation Phase** – Bushbuckridge Local Municipality developed a process plan for the development of the IDP for **2012 - 2016**. The process plan was circulated internally to directorates for comments and inputs before it was adopted by Council. The Municipality advertised the public meetings as per the MSA no. 32 of 2000. Ward councillors were requested to inform all the stakeholders in their wards. Traditional leaders, community members, NGOs, Parastatals, and Sector Departments were invited to attend the Public meetings.
2. **Analysis Phase** – The municipality conducted extensive Community Based Planning and public participation meetings that were held on the following:
 - Dwarsloop Civic Centre on the 10th October 2011.
 - Merriam Mokgakane Hall on the 11th of October 2011.
 - Thulamahashe Civic Centre on the 12 of October 2011.
 - Marite Community Hall on the 13th of October 2011.
 - Lillydale Community Hall on the 14th of October 2011.

The process was inclusive of major stakeholders in the municipal area. Ehlanzeni District Municipality and COGTA officials attended the whole sessions or public participations. During this phase, the aim was to get an understanding of the existing circumstances within the municipality.

3. **Strategy Phase** – During the management strategic session and Council sitting respectively, the municipality has decided on its future development direction. Bushbuckridge Local Municipality re-affirmed its vision, mission statement and strategies to fulfil objectives of service delivery through the Integrated Development Planning. The Technical Department come up with Strategies on how to address all the needs of the Communities, by prioritising them and came up with projects.
4. **Project Phase** – The IDP steering committee chaired by the Municipal Manager, inclusive of all directors and managers, met on the 21 February 2012 to consider project proposals that have been developed to undertake and integrate project planning process to ensure an effective and integrated link between project planning and delivery. The Directorates: Municipal Works and Water Services has been very critical in providing support to ensure proper, implementation and management for effective service delivery. The Municipal Manager has requested all the Directors to conduct site visits to check the status quo of the projects. This process assisted in coming up with multi-year projects and the new ones which must form part of the I.D.P. All the Technicians were requested cost the projects correctly to avoid the shortage of funds during the implementation.
5. **Integration Phase** – The BLM has integrated its capital projects as informed by the vision, objectives and strategies developed and resources available for the effective implementation of the project in the IDP. That has been seen as putting more emphasis on the implementation of the management strategic meeting resolutions. CGTA was requested to co-ordinate all the sector Departments to assist on the development of sectoral plans and also to submit their projects to be included in the I.D.P. all the projects from various institutions were captured in the I.D.P.
6. **Approval Phase** – The 2012-2016 (Draft) IDP will tabled before Council for adoption during Council sitting after the consultation of the community members and all stakeholders for their inputs as per as per chapter five sub section 28(2&3) of the Municipal System Act 32 of 2000.
7. **Evaluation and Feedback** - this process is important as it assist with the strengthening of sustainable projects implemented through the IDP. Is proper to evaluate lessons and challenges to improve on the practice.

The below diagram clearly indicates the process plan from the planning stage to the approval and how the evaluation and the feedback on the IDP will be done.



Principles informing the compilation of the IDP requirements of chapter 5 of the Systems Act which requires:

- (a) The IDP be compiled, adopted and implemented
- (b) The municipality monitors and reviews the implementation of the IDP
- (c) The IDP reviewed and adopted annually to the extent that changing circumstances so demand
- (d) The IDP must be aligned with plans of other spheres of Government; and
- (e) The IDP must reflect priority development needs of communities

3.2. Consultative Process

3.2.1. Municipal Council

Council is the authority on all aspects of the IDP process. After approval by Council, the IDP is submitted to the MEC of Local Government for comments. A copy will also be submitted to the Ehlanzeni District Municipality for information and alignment.

3.2.2. IDP Representative Forum

The forum consists of different stakeholders, interest groups and Councilors. The chairperson of the forum is the Mayor. It considers the development priorities, objectives, strategies, projects and the entire plan. Issues are debated and agreed upon for final approval by the Council of Bushbuckridge Local Municipality. The following are categories of members of the IDP Representative Forum:

- Mayor (Chairperson)
- Speaker

- All Ward Councilors
- PR Councilors
- Municipal Manager
- IDP Steering Committee
- Community Stakeholders
- NGO's and Parastatals
- Traditional Leaders

3.2.3. IDP Steering Committee

The IDP Steering Committee consists of internal Directors, Managers and Head of sector Departments as well as representatives of the District Municipality. The chairperson of this committee is the Municipal Manager. He often delegates to the IDP Manager. The steering committee met on the 15th February 2012 to formulate and align the IDP with the budget and its process for further consideration to the IDP representative forum. The steering committee serves as an advisory committee to the IDP representative forum.

3.2.4. IDP Technical Committee

The Technical Committee consists of all the Directors, Regional Managers, Technicians, Town Planners, and all the Unit Managers. The Municipal Manager is the Chairperson of the Committee, he delegate the IDP Manager to chair the meetings if he is committed. The committee check the projects, budget, and all the information if it properly captured.

The Committee met on the 21st February 2012 to ensure that all projects in the IDP are correctly coasted to avoid shortfalls during the implementation of the IDP. The Committee was chaired by the IDP Manager delegated by the Municipal Manager and was attended by the Directorate: Municipal Works and Water Services, Technicians, the DBSA seconded Town Planners and officials from the IDP Unit.

3.2.5. Comments on the Submitted Reviewed I.D.P. For 2011/12 (MECs Comments)

The Department of Co-operative Governance and Traditional Affairs conducted its I.D.P. analysis on the 7th and 8th April 2011, and the following gaps were identified as areas of improvement by the Municipality. These gaps were prioritized during the development of the 2012/13 I.D.P.

- (a) The plan for operations and maintenance for sanitation services and infrastructure was not included.
- (b) The plan and budget for operations and maintenance for water services and infrastructure should be reflected in the I.D.P. document.

- (c) There is no L.E.D. Forum.
- (d) The Municipality was requested to develop the succession plan.

3.2.6. Traditional Mayors Forum (Incorporation of Traditional authorities)

Bushbuckridge Local Municipality is having ten Traditional Authorities; through the Office of the Executive Mayor working relations have been developed with the Traditional Authorities in the form of Bohlabela House of Traditional Leaders housed within the offices of the Municipality. The Traditional mayors' forum was established through these relations. This structure meets to discuss issues of land matters, Local Economic Development, social issues, and Infrastructure Backlog.

During the Council sitting on the 15 July 2010, Council has resolved with Council Resolution no. (**BLM /01/15/07/2010/11**), to formally accord the Traditional Leaders to participate in all council sittings as major stakeholders with sitting allowances paid to Traditional Leaders. This will however, strengthen the structures in the municipality and involvement of traditional leadership as partners on matters of development, especially with rural communities that live on tribal land.

SECTION D

4. LEGAL FRAMEWORK

4.1. Legislative Framework

4.1.1. Constitution of South Africa

The Constitution of the Republic of South Africa (Act 108 of 1996) is the supreme law of the country and fundamentally aims to protect human rights and promote democratic governance. The Constitution therefore provides for a new approach to government on national, provincial and local government levels. The new Constitutional model redefines the relationships between the three spheres of government, by replacing the system of a vertical hierarchy of ties, with three overlapping planning process and sets of plans each relating to a different sphere of government. The focus of cooperative governance is however to ensure that scarce resources are used for maximum impact.

4.1.2. Municipal Systems Act

In terms of the Local Government: Municipal Systems Act (2000) requires that Municipalities draw up an integrated Development Plan (IDP) - a Strategic Plan, Which all Developments in a municipal area are based upon. The IDP is the principal planning instrument that guides and informs the municipal budget.

It is a plan that not only concentrates on other provisions of municipal services, but also seeks to alleviate poverty, boost Local Economic Development, Eradicate unemployment and promote the process of reconstruction and development.

4.1.3. Municipal Finance Management Act

In addition to compiling an I.D.P, it is also a legislative requirement, in terms of the municipal Systems Act and the municipal Finance management Act (2003) that the municipality's I.D.P be reviewed on an annual basis. The aim of the review is to ensure that the municipal planning takes into account changing circumstances.

4.2. National Strategies

What follows is a brief description of government service delivery targets following by the general outcome goals, key objectives, guiding principles and key development priorities of the Accelerated and Shared Growth Initiative of South Africa (ASGISA), The National Spatial Development Perspective (NSDP).

Government service delivery targets for the period up to 2014 are crucial and have to be reflected in our service delivery priorities. Bushbuckridge Municipality's IDP is aligned to the Mandate of the ANC-led Government priorities for the period of 2009-2014, which are as follows:

- ▶ The creation of the decent work and sustainable livelihoods
- ▶ Education
- ▶ Health
- ▶ Rural development, food security and land reform
- ▶ The fight against crime and corruption

In localizing priorities of the 2009 Manifesto and in meeting the key challenges facing the communities, the ANC will:

- Build local economies to create more employment decent work and sustainable livelihoods.
- Improve local public services and broaden access to them.
- Build more active community participation and local Government.
- Ensure more effective, accountable and clean local government that work together with national and Provincial Government.

4.2.1. ASGISA Guidelines

Bushbuckridge Local Municipality has been and will continue working with other spheres of Government to provide and encourage service delivery in a coordinated manner to provide for specific interventions that will ensure that ASGISA guidelines succeeds in its purpose, which includes the reduction of the unemployment and halve poverty levels in 2014 within our communities. This plan will have much focus on the following ASGIGA guidelines as part of the priorities of the Municipality:

- Building comprehensive and sustainable infrastructure to grow the capacity of our economy.
- Boosting sector of the economy with special potential for faster growth developing the skills we need.
- Addressing inequalities that marginalize the poor in the second economy.
- Continuing with the policies that have created a good climate for growth.
- Making governance more effective and efficient.

4.2.2. The National Spatial Development Perspective (NSDP) Guidelines

The ultimate vision of the NSDP in relation to the Municipal spatial development plan will be to:-

- Focus Economic Growth and Employment creation in areas where it will be most effective and sustainable through proper Land Use Management systems. (LUMS)
- Support restructuring and or rezoning of areas that have greater potential to encourage industrial advantage for sustainable living and will assist in facilitating economic growth within the Municipality.
- Foster development for the basis of Local Economic Development potential.
- Ensure that all municipalities are able to provide for basic needs.

National Spatial Development Perspective (NSDP) is a tool for policy co-ordination with regard to the spatial implications of infrastructure programs in National, Provincial and local government. The aim of the NSDP in South Africa is to reconfigure apartheid spatial relations and to implement spatial priorities that meet the constitutional imperative providing basic services to all alleviating poverty and inequality. It also examines the spatial dimension of social exclusion and inequality recognizing the burden that unequal and inefficient spatial arrangements plan on communities.

4.3. Provincial Strategies

4.3.1. Provincial Growth and Development Strategy (PGDS)

Provincial Growth and Development Strategy (PGDS) is a strategic and integrated provincial development plan that provides direct and scope for province wide development programs and projects within the context of a long term perspective and taking into account available resource and constraints. It also guides the activities of all agencies and role players by linking to and deepening the application of the NSDP. MPDGS has identified six priority areas of intervention, of which BLM SDF need to align to in terms of this planning and project identification. Hereunder, follows the identified priority areas.

- Economic Development
- Development infrastructure
- Social Development
- Sustainable Environmental Development
- Good Governance
- Human Resource Development

4.3.2. Spatial Development Framework (SDF)

Bushbuckridge Local Municipality's **Spatial Development Framework (SDF)** is an indicative plan showing the desired patterns of land use, direction of growth, urban edges, special development areas and conservation-worthy areas. The municipal SDF is flexible and able to change thus reflecting the changing priorities of the Bushbuckridge Local Municipality.

The SDF was reviewed and adopted during Council sitting on the 2010/2011 financial year through the assistance of DRD&LR. The SDF has identified core areas comprising of three Municipal Nodes namely, Acornhoek, Thulamahashe and Bushbuckridge CBD. These Nodes are linked via a number of roads/development corridors along, and within which to concentrate development (see attached figure 20 as extracted from SDF)

It is proposed that development be focused within these nodes, so that they become places where services are rendered at a central point to communities. Additionally primary nodes identified for development are Casteel, Shatale/Dwarsloop, Hluvukani, Agincourt, Kildare, Marite and Mkhuhlu. Several transportation hubs have been also identified with three main hubs being located at Acornhoek, Thulamahashe and Bushbuckridge CBD.

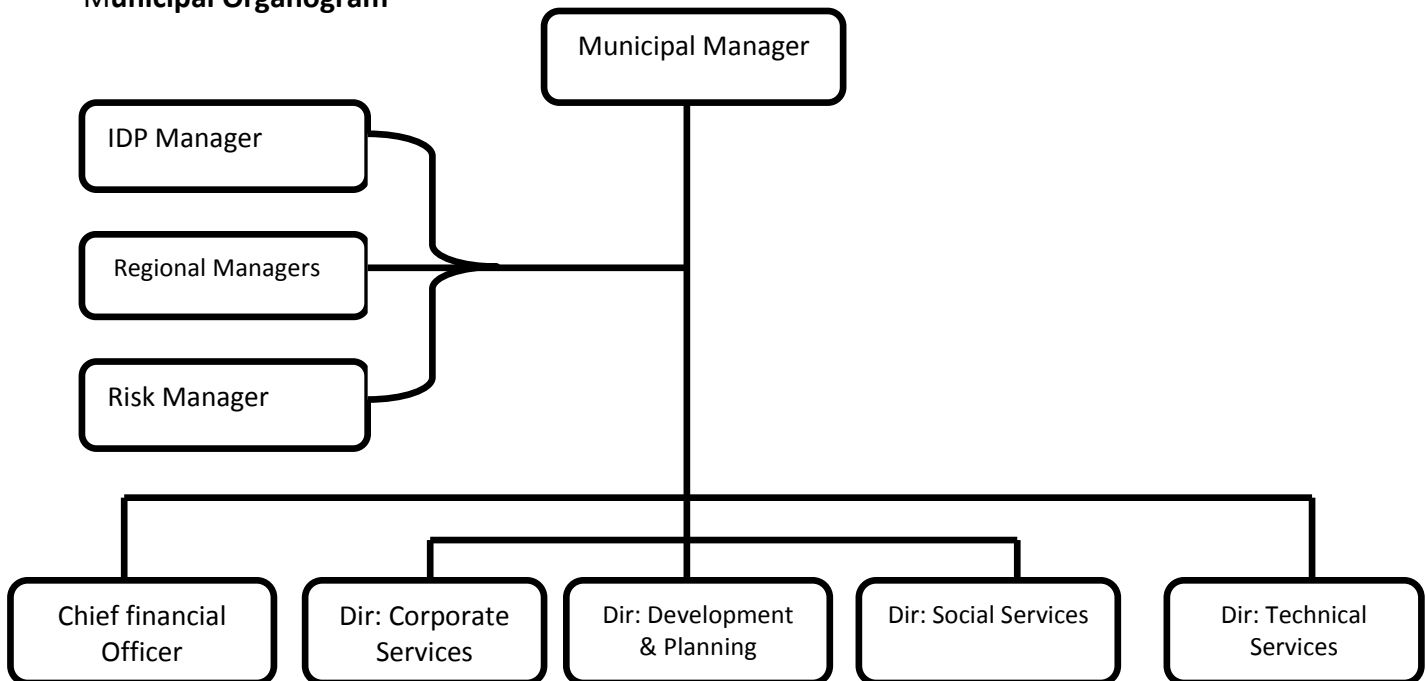
It furthermore envisioned that the eastern parts of the municipality should be developed as a tourism belt where Public-Private Partnerships (PPPs) should be encouraged. The Opren Road to the Kruger National Park should also be developed as part of the tourism belt.

4.3.3. Municipal Institutional Structure

To deal with challenges of service delivery and performance of certain powers and functions, Bushbuckridge Local Municipality has developed a structure, which caters for the following stakeholders:

- ❖ Municipal Manager
- ❖ Chief Financial Officer (CFO)
- ❖ Directorate : Corporate Services
- ❖ Directorate : Social Services
- ❖ Directorate : Development and Planning
- ❖ Directorate : Technical services

Municipal Organogram



The Municipal Organogram consists of 1300 posts, of which 736 post have been filled, living 564 vacant posts.

The Current Challenges facing the Bushbuckridge Municipality include the following:

- ❖ Poor road network to enable easy movement for the community that will facilitate economic development.
- ❖ Lack of a development strategy for the municipal area based on a proper land audit.
- ❖ Lack of sufficient bulk water supply, reservoirs and reticulations.
- ❖ Lack of strategy to attract skilled labour force and to retain the skilled personnel.
- ❖ Inadequate health facilities and poor supply of medicines to clinics.
- ❖ Lack of a reliable and structured waste management plan for waste disposal in the area.
- ❖ Lack of effective debt collection and revenue generating strategies.

4.4. MUNICIPAL SWOT ANALYSIS

Table1: Strength, Weaknesses, Opportunities and Threats (SWOT) Analysis

MUNICIPAL EXTERNAL ENVIRONMENT	
Strengths	Weaknesses
<ul style="list-style-type: none"> • The area is located in close proximity to the world famous Kruger National Park, the Maputo sub-corridor and forms part of the Canyon to Kruger biosphere, which makes it attractive for tourism. • The Municipality has a potential for developing the local economic hub through our indigenous wealth in the form of agricultural farming and tourism. • The municipality has diversified skilled labour force base to enable growth and development. • Decentralised service delivery points in the form of the eleven regional offices. • Potential to economic hub in the 	<ul style="list-style-type: none"> • Poor public road infrastructure, facilities and pedestrian access, to enable service delivery and economic development. • Lack of unified marketing strategy which limit agricultural development • Lack of economic hub or development centre to facilitate economic development. • Poor involvement and benefits in tourism for the local communities • Lack of development of retention strategy.

MUNICIPAL EXTERNAL ENVIRONMENT	
Strengths	Weaknesses
<p>areas such as Mkhuhlu, Acornhoek, Thulamahashe and Dwarsloop</p>	
MUNICIPAL EXTERNAL ENVIRONMENT	
Opportunities	Threats
<ul style="list-style-type: none"> • Proximity to Kruger National Park • Potential to multi-cultural indigenous tourism points • Existence of a number of public and private owned game and nature reserves for eco-tourism developments • Potential to economic growth through agriculture 	<ul style="list-style-type: none"> • HIV/AIDS pandemic • Global warming and climate change • High unemployment rate • Migrant labour • Uncoordinated land use • Crime • Poverty • Immigration

SECTION E

5. SITUATION ANALYSIS

5.1. General Background

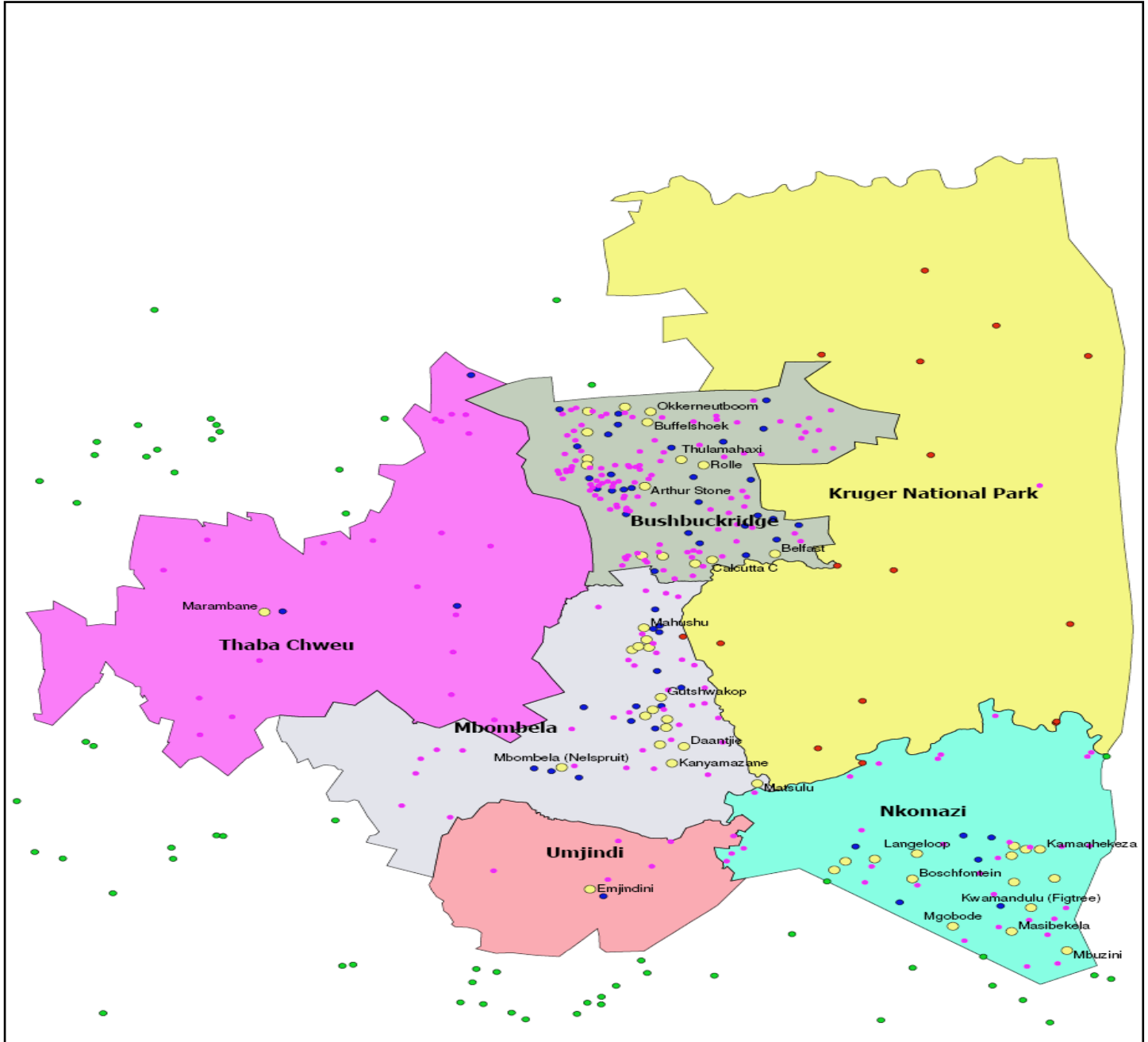
- **Location and Characteristics**

Bushbuckridge Local Municipality is a category B municipality that forms part of the five Local Municipalities of the Ehlanzeni District Municipality family in the Mpumalanga Province. It is renowned for its agricultural and tourism attractions and it was declared a nodal point by the president of the republic in 2001, it is located in the north-eastern part of the Mpumalanga Province and is bounded by Kruger National Park in the east, Mbombela Local Municipality in the South and Thaba Chweu local municipality in the South West. It is part of the Kruger to Canyon Biosphere.

The Municipal area provides a link to economically viable centres in the Lowveld, particularly Hazyview, Hoedspruit, Pilgrim Rest and Graskop. The Municipal Area can therefore be called the gateway to the major tourism attraction points in Mpumalanga and the south eastern part of the Limpopo Province. It is characterised by high unemployment rate, poverty, unregulated influx in particular that of the Somali, Ethiopian and other foreign nationals. The Municipality has in the past been able to address the issue of social cohesion in ensuring that the setup of placing people along tribal belonging not exist. The municipality is currently characterised and dominated by Mapulana tribe, VaTsonga and to an extent, Swati speaking people as indigenous inhabitants.

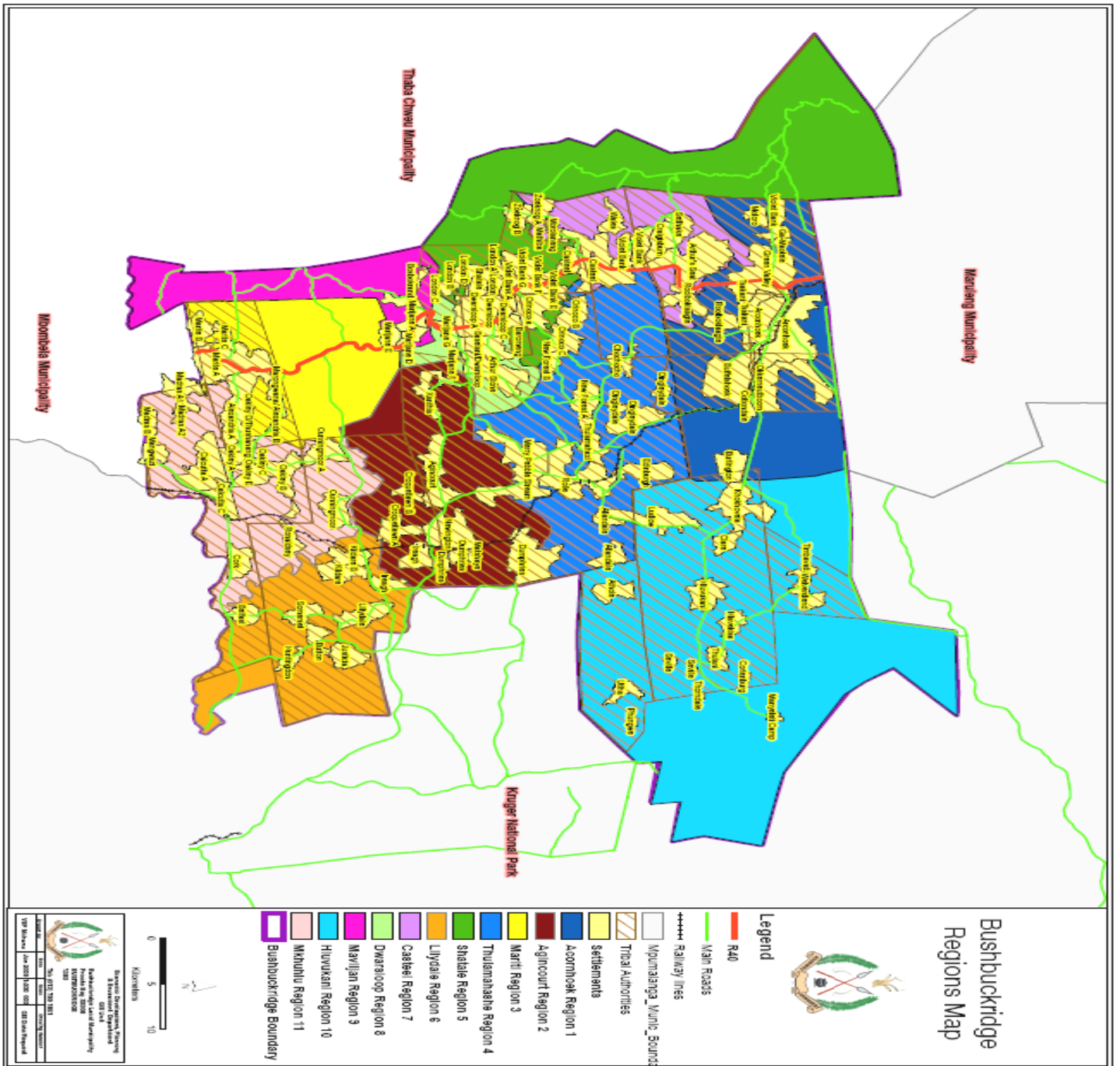
The Municipality has a number of challenges which form part of the priorities in the interim and certainly the Long Term Development Strategy. These are high poverty levels, Crime, Unemployment, back-log of service delivery, Skills shortage, High illiteracy, rural nature, HIV/AIDS epidemics and more certainly the lack of adequate access to basic services.

Figure1. Bushbuckridge in Ehlanzeni



Source: Ehlanzeni Municipality GIS Unit

Figure 2. : Bushbuckridge Municipal Area and administrative Regions



SOURCE: Bushbuckridge Municipality: GIS Unit

- **Socio-Demographic Profile**

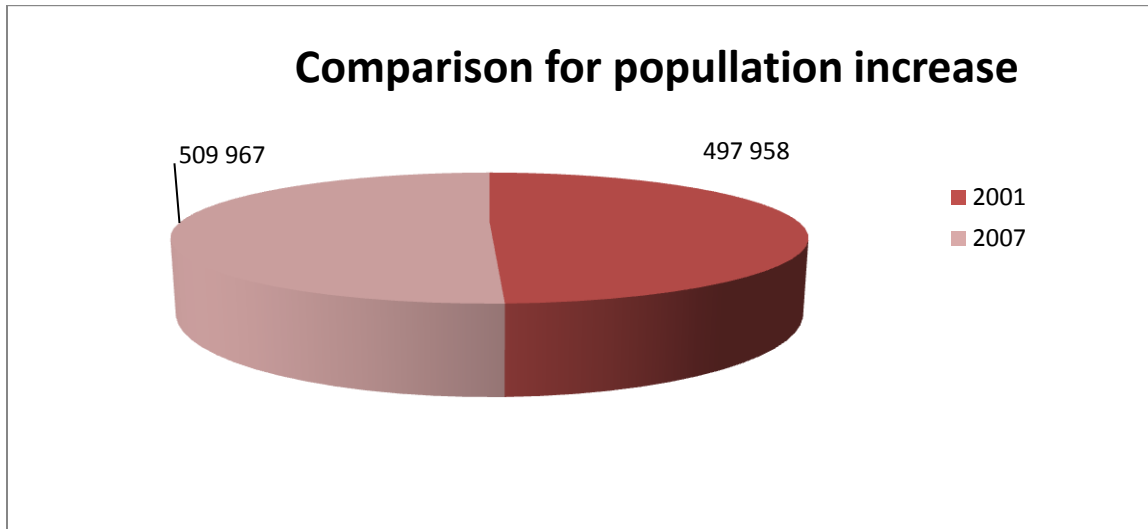
The main purpose of this section is to provide a good understanding of the key social, economical, Physical and environmental features of the municipal area and their impact on spatial and sustainable development.

5.2. Social Development

Population size, age and gender

The Statistics SA, Community survey 2007, estimated the population of **509, 967** and a number of household as **153,839** equating to average household size of 3,84 persons. This means that the population has increased slightly by **12 006** from **497, 958** of 2001 Statistics data (Stats SA, 2001). Contributing factors might be the fertility & mortality rates, migration and influx to increase residential and business development in the municipality as a result of neighboring countries such as Mozambique and Zimbabwe. A further research on life expectancy, mortality rate and other factors need to be conducted.

Figure 2.3.1: Comparison of population estimated for 2001 and 2007



Sources: Statistics SA Census 2001 & Community Survey 2007

Table 2.3.1: Population size (estimate), age distribution and gender

Description		Number
Age	Old aged residents 60+	37 395
	Middle Aged 36 - 59	84 484
	Youth aged 14 - 35	85 640

	Children aged 0-13	339 140
Total		509, 964
Gender	Female Residents	279, 913
	Male Residents	230, 054
Total		509, 967

Source: Statistics South Africa (2007)

The highest population in the Bushbuckridge Local Municipality is the youth residents' aged 34 and below contributing to 339, 140 residents. Females residents contributes 279, 913 (54%) while male constitutes 230, 054 (46%) of the entire population. The above requires the municipality to co-ordinate various programs to support females and youth in skills development, job creation and provision of basic services

Population pyramid

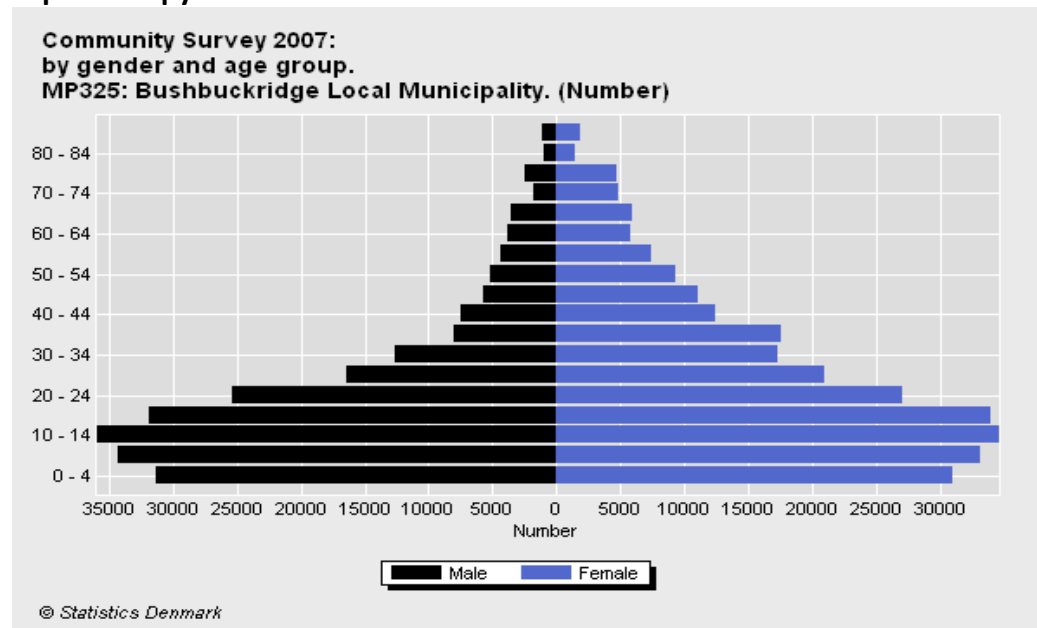
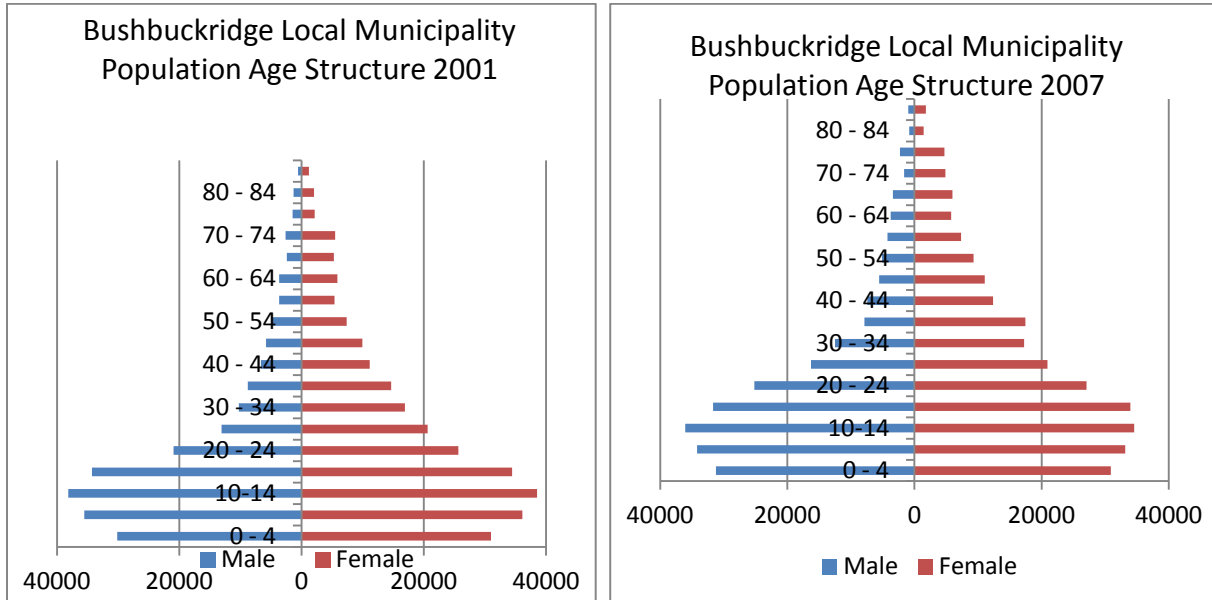


Figure 2: Age and Sex Structure of Bushbuckridge Local Municipality between 2001 and 2007

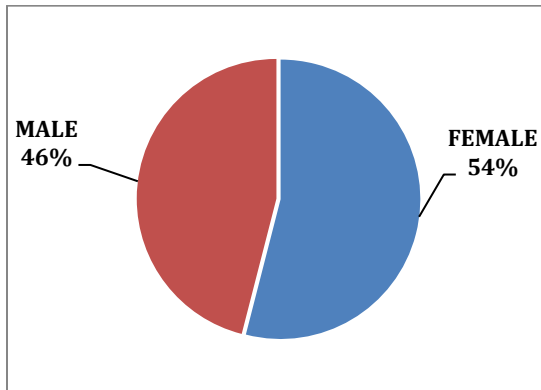


The population of Bushbuckridge municipality shows a typical age structure of a very young population distribution. In 2001, there is strong evidence of declining fertility, which is observable from a steady decline in the population 10-14, 5-9 and 0-4, this is also observed in 2007. Also evident is that the population of the municipality is concentrated in younger age groups, with the groups 5-19 being the largest. The distribution is similar for both males and females, except observably larger female population at all age groups.

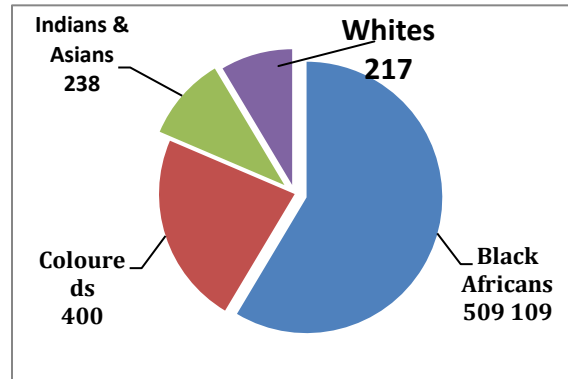
Projected population growth

The population of Bushbuckridge local municipality from the census count of 2001 was 497,958 persons, and it increased to 509,970 persons based on the estimates from the 2007 Community Survey. This implies an annual growth rate of 0.4% between the 6 year periods as indicated in figure above. If one applies this growth rate over-time, the projected population of the local municipality is expected to be 520,201 by 2012 and reach 530,637 in 2017.

Gender Profile



Population Groups



Health

Bushbuckridge Local Municipality has 3 equipped hospitals, 2 health centers, 34 operational clinics and 5 mobile teams. The challenge the municipal faces inadequate medical services in most clinics due to poor supply of medication. These do not dispute the changes that the department has done in the past years in upgrading the service delivered to the communities in other clinics. There are sufficient programs targeting youth, women and disable people in the communities within the Bushbuckridge Local Municipality’s jurisdiction. Health is responded to as a major component of service provided by the municipality.

HIV & AIDS

Bushbuckridge Local Municipality as a custodian of service delivery has a mandate to respond to HIV and AIDS as a developmental problem. The municipality envisages promoting good behavioral patterns and practices through activities that are aligned and coordinated to enable sustainable socio-economic and human capacity in responding to challenges in addressing the pandemic.

Further, the struggle against HIV/AIDS needs all the sectors, formations and stakeholders of our society to be involved.

In the municipality, an estimated infection rate is 29% average. Currently there are 12 service points that are accredited as Ant-Retroviral (ARV) treatment centers. One private clinic (Bhubenzi clinic) Mapulaneng & Tinstwalo Hospitals, Maviljan Health Centre, Agincourt Clinic, Thulamahashe and Casteel Health Centers are accredited health institutions for providing ARVs. Currently estimations indicate that there are more than 4 200 people taking Anti-retroviral treatment in Bushbuckridge Municipal area. The most infected are the economically actives groups (women & men) between the age of 18 - 40. The municipality has further developed and adopted workplace policy that is aimed at assisting employees who are affected and infected with HIV/AIDS pandemic.

There are also supporting institutions within the municipal area in the form of Home Based Care Facilities across Bushbuckridge municipal area, mainly aimed at assisting people and families who on a daily basis live with the pandemic. These institutions are supported by the department of social development and welfare as the main sponsor.

- **Safety and Security**

The municipality is committed to a free crime environment that seeks to protect the abuse of vulnerable children and women. The Municipality envisages achieving such through the provided facilities in the form of four (4) main police stations, which are strategically located in Thulamahashe, Maviljan, Mkhuhlu, and Acornhoek. Six (6) satellites offices located in Marite, Shatale, Dwarsloop, Lillydale, Casteel and Hluvukani with magistrate courts where main police stations are located. To complement the facilities, each demarcated ward has Community Policing Forums (CPF) that are active.

Through the involvement of the Bushbuckridge Traffic Police, the Municipality plays an important role in the reduction of road fatalities and accidents. The visibility of Safety Officers in the roads and streets of Bushbuckridge has contributed to the awareness programs in educating road users for road safety.

- **Education**

The municipality values education as an important aspect in the developing community and as a result some vulnerable and child headed families finds it difficult to access basic education. The municipality is committed to provide psycho-social support programs for learners and educators through the facilities provided by the department of education. The municipal area has 213 primary schools, 119 secondary schools (1 NEPAD e-school), 4 combined schools and further education and training institutions.

Access to basic education is realized and made possible through the provision of free Learner Support Materials and by also declaring other school no-fee schools for the previously disadvantaged communities. However, higher education remains a challenge since there is no proper higher education institution within the boundaries of the province.

However, serious problems are experienced in many of these schools including overcrowding, high failure rate that could be attributed to poor infrastructure and facilities. There are other educational facilities which are currently not used for education purposes such as Mapulaneng and Hoxani colleges of Education. Currently there are two community libraries to serve the community of Bushbuckridge municipal area.

The Municipality has realized a 37% reduction in illiteracy, an attribute in the access to Adult Basic Education and Training (ABET). In comparing the illiteracy level of the Census 2001 conducted by the Statistics S.A and the Community Survey of 2007 of the same, Census 2001 recorded 86 866 people

aged 20 and above with no Schooling while Community Survey recorded 54, 696 with about 32, 170 difference which indicates a drop in illiteracy rate.

Table 2: Highest levels of Education in the Municipality

Indicator	Percentage
No schooling	21.1%
Grade 0-9	35.4%
Grade 10-11	21.8%
No matric & certif/diploma	0.8%
Matric only	14.2%
Matric & certif/diploma	5.0%
Matric & B degree	1.4%
Matric & Postgraduate	0.3%

Source: STATS SA Community survey 2007

5.3. ENVIRONMENTAL ISSUES

5.3.1. Environmental Management

Bushbuckridge Local Municipality recognizes the contribution and significant role played by the natural environment in provision of sustainable services to its constituents. The Municipality forms part of the Kruger to Canyon Biosphere thus it is imperative to protect and enhance the value of the natural environment and green spaces for social, economic and environmental reasons. It is critical that the municipality’s natural resources and green spaces are defined, protected, enhanced and made accessible.

The starting point for the Department’s mandate is Section 24 of the Constitution which states that everyone has the right to have the environment protected, for the benefit of present and future generations, through reasonable legislation and other measures. Given that environmental responsibility and accountability is not confined to one sector, some of the greatest challenges have been overall co-ordination, conflicting mandates and taking accountability by some stakeholders.

The biggest threat to natural resources is rural sprawl and illegal sand mining which threaten mainly sensitive environments such as rivers, wetlands, ridges and rare vegetation. Due to

changing environmental conditions, adaptation and resilience is not a matter of choice but a corporate and individual imperative.

5.3.2. Waste Management

5.3.2.1. Refuse removal

Refuse removal services include weekly house to house refuse collection currently in townships and central business areas of all eleven regions. The services are gradually being rolled out in villages as majority of rural communities do not have access to refuse removal services. Bulk waste management infrastructure requirements, specialized equipment investment needs and growing waste volumes are directly linked to population expansion, infrastructure development and growth in tourism. A permitted landfill site and a system of multipurpose transfer stations will be established as the municipality has no permitted landfill site. The current illegal dump sites have reached full capacity in some areas and do not comply with regulatory requirements. Once a permitted landfill site and associated infrastructure is established, the illegal dumpsites will be rehabilitated and converted into green spaces. Rendering efficient and effective refuse removal services is still a challenge for the municipality.

Table 3: Refuse Disposal (House Holds Distribution)

Description	Community Survey 2007	Census 2001
Removal at least one a week	5,172	6,360
Removed less often	436	388
Communal refuse dump	487	509
Own refuse dump	108,601	82,357
No rubbish disposal	9,847	17,934
Other	51	0
Total	124,594	107,548

5.3.2.2. Recycling

Recycling initiatives are mainly informal and plans are in place to formalize recycling initiatives by establishing a recycling centre. The intervention will assist the municipality in improving landfill space-saving targets for the proposed permitted landfill site and will reduce the burden on the current illegal dumpsites which are to be decommissioned and rehabilitated. Separation at source pilot projects will be conducted throughout the municipality to support the recycling facilities and meet waste minimization targets.

5.3.2.3. Street cleaning

It is mainly confined to the central business areas of all the eleven regions. Street bins and no littering signage have recently been installed to reduce the levels of littering. In addition refuse skips have been

placed at strategic places in central business area to minimize littering by street hawkers. Additional equipment will be provided to all regions to support the function.

5.3.2.4. Illegal dumping

Illegal dumping is an ongoing issue and open spaces are often abused as dumping sites, compounding challenges for regions. Clean-up campaigns are conducted in all regions to promote community environmental education and awareness campaigns in order to reduce illegal dumping. Although there is a bylaw in place that provides for the issuing of spot fines, law enforcement still remains a challenge.

5.3.3. Cemeteries

The municipality envisages constructing municipal owned cemeteries in the rural areas to ensure protection of the cemeteries. Majority of rural communities prefer to bury their loved ones in their own yards, which do not take into consideration the effects to hydrological impact. The Municipality is committed to provide necessary infrastructure to already existing and newly identified cemeteries.

5.4. WATER SUPPLY AND SANITATION

Bushbuckridge Local Municipality has the mandate to provide free basic water service in terms of the National Framework. Water supply to communities remains a challenge. Through the massive program of bulk supply, the municipality aims to improve the lives of the communities and households with provision of multiple sources of water. Linked to water supply problems is poor sanitation, particularly in the densely populated settlements clusters and dispersed small settlements. Through the construction of VIP toilets in households, the Municipality will archive its objective of providing environmentally friendly sanitation services to the people for the promotion of healthy living amongst individuals.

The Municipality is a water service authority which was effective from the 1st March 2006. The actual transfer of assets (infrastructure, staff and finance) took place on the “effective date” in the Transfer Agreement.

The following information as supplied by STATISTICS SA will help in providing necessary statistics

Table 4: Sanitation

Indicator	Numbers
• Flush toilet (connected to sewerage system)	4, 852
• Flush toilet (with septic tank)	1, 375
• Dry toilet facility	5, 904
• Pit toilet with ventilation (VIP)	10, 408

Indicator	Numbers
• Pit toilet without ventilation	80, 603
• Chemical toilet	193

Source: STATS SA: Community survey 2007

Table 5: Water

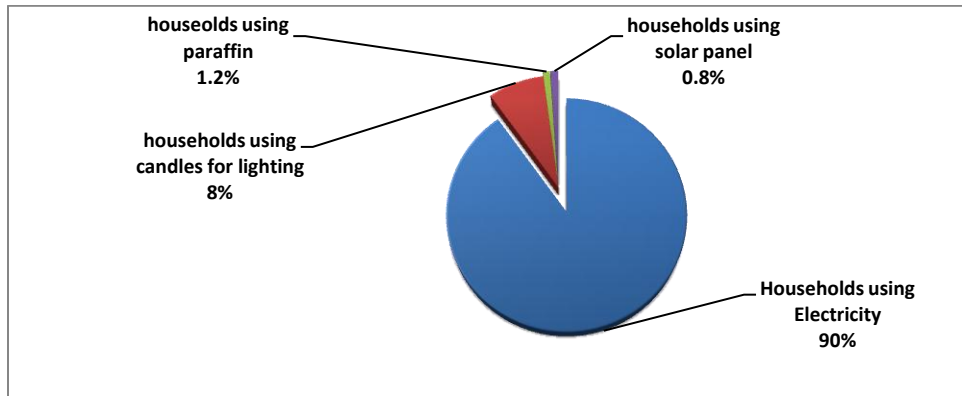
Indicator	Numbers
• Piped water inside the dwelling	11 037
• Piped water inside the yard	23, 302
• Piped water from access point outside the yard (communal tap)	71, 030
• Borehole	3, 512
• Spring	3, 374
• Dam/ Pool	836
• River /Stream	5, 675
• Water Vendor	2, 370
• Rain water tank	239

Source: STATS SA Community survey 2007

Energy

The Bushbuckridge Local Municipality is providing the communities with free basic electricity and alternative source of energy (solar panels & gel). In partnership with ESKOM the Municipality sufficiently provides the community with acceptable standard of electricity, with 90.1% of the households electrified, 0.8% uses paraffin, 7.8% uses candles, and 1.0% solar panels. However, provision of energy in the area need to be upgraded especially in rural areas where interruptions of electricity supply occurs. There is a need to improve the current infrastructure to an acceptable level. Currently ESKOM is upgrading some of the sub-station to accommodate massive reticulation and bulk supply between Ngwarele Sub-station and Hazyview.

Households Energy Usage



SOURCE: STAT SA Community Survey: 2007

Table 6: Energy for Cooking (Household Distribution)

DESCRIPTION	COMMUNITY SURVEY 2007	CENSUS 2001
Electricity	44,830	24,718
Gas	748	1,272
Paraffin	6,986	8,889
Wood	71,308	71,582
Coal	310	238
Animal Dung	0	209
Solar	190	257
other	224	384
Total	124,596	107,549

Telecommunications Infrastructure

A large section of the municipal area is provided with formal telecommunications facilities, 70% uses Cell phones, 20% uses fixed lines with 10% rely on public phones. Telecommunications is well provided in big institutions such as hospitals, schools and government departments.

Housing/ Human Settlement

The Bushbuckridge Local Municipality as a declared nodal point, has in terms of the adopted housing chapter, prioritized housing for the communities in the municipal area who mostly still living in the traditional mud houses and unstructured houses. The municipality is committed to building safer and

quality houses that meets the basic government requirements. The traditional houses are associated with natural disaster and health problems. Refer to the attached Housing Chapter for more details.

Table7: Main Dwelling Types (Households Distribution)

DESCRIPTION	COMMUNITY SURVEY 2007	CENSUS 2001
House or brick structure on a separate stand	112,917	86,473
Traditional dwelling/hut/structure	7,806	14,815
Flat in block flats	153	1,167
House/flat/room in back yard	67	560
Informal dwelling shack in back yard	1,265	975
Informal dwelling shack not in back yard	548	1,246
Room/flat let not in back yard but on a shared property	903	1,814
Caravan or Tent	0	124
Private ship/boat	0	3
Workers' hostel (bed/room))	167	0

Transport

The Bushbuckridge Local Municipality aligns with the Ehlanzeni District Transport Plan as per the integrated plan. The Municipality envisages improving the road links network to enable access to service points. The road links network currently do not enable viable mobility for economic activities to be performed in the nodal area and as a result, the Municipality has planned a construction of a multi-modal taxi rank facilities through the intervention of National Treasury (NDPG).

Local Economic Development

The Bushbuckridge Local Municipality has a potential for developing the local economic hub through our indigenous wealth in the form of agricultural farming and tourism. Agriculture and tourism can make a meaningful contribution to the local, district and the provincial Gross Domestic Product (GDP) and will have a great potential of creating economic growth and reduce the levels of unemployment.

Employment and Unemployment

Bushbuckridge Local Municipality is the second highest municipality with high unemployment rate after Nkomazi Municipality and its main employer being the government institutions followed by the

retail/trade industry. Employment opportunities are very minimal given the nature of the municipality hence the nodal status.

Table 5: Employment by Sectors

Sector	Percentage
Agriculture	4.9%
Mining	0.1%
Manufacturing	6.0%
Electricity	0.6%
Construction	7.9%
Trade	22.6%
Transport	3.2%
Finance	4.6%
Community services	41.6%
Households	8.4%
Total	100.0%

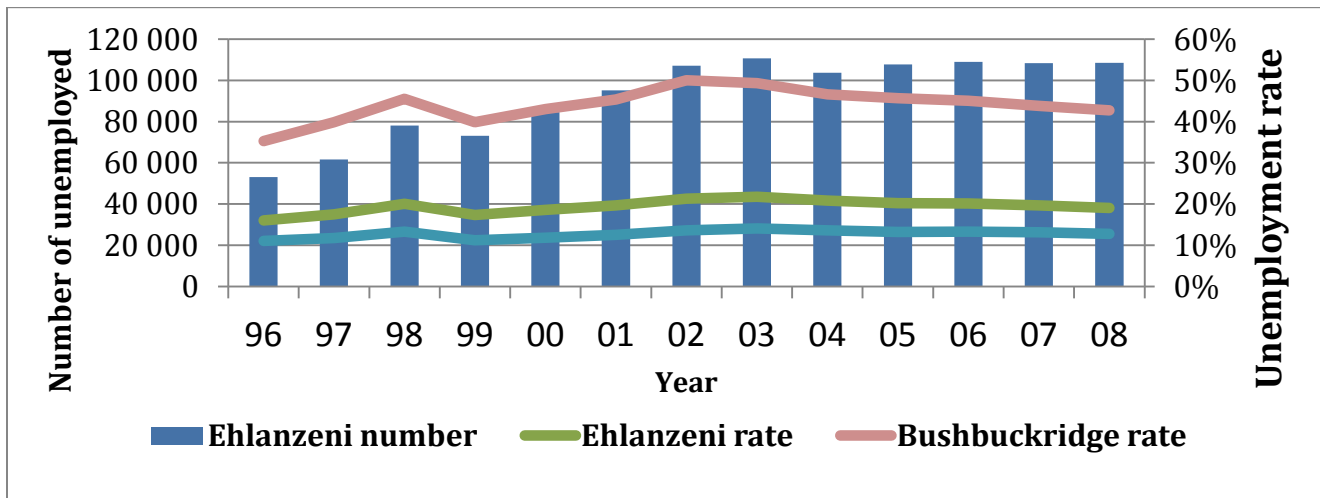
Source: Department of Finance: Mpumalanga

Table 6: Employment status

Employment status for Bushbuckridge Municipality : Ages 15 - 60		
Description	Numbers	Percentage
Employed	50 302	18.02%
Unemployed	66 647	23.89%
Not economically active	161 985	58.07%
TOTALS	278 934	100%

SOURCE: Stats S.A Community survey 2007

Unemployment Rate Comparison with the Ehlanzeni District



Source: statistics SA Community Survey 2007

Tourism

Tourism, as already cited above, has a great potential of stimulation of economic growth, taking into account its close proximity to the Kruger National Park (KNP), Manyeleti and various renowned private nature reserves such as Mhala-Mhala, Sabie-Sabie, Phungwe and others located along the boundary of the KNP. The municipal area also falls within the Kruger to Canyon Biosphere, which stretches northwards via Hoedspruit to Tzaneen. According to the Tourism Growth and Development Strategy that was conducted by the Department of Finance and Economic Development, tourism in the area has a competitive advantage and has a potential to contribute significantly towards accelerating growth in the tourism industry.

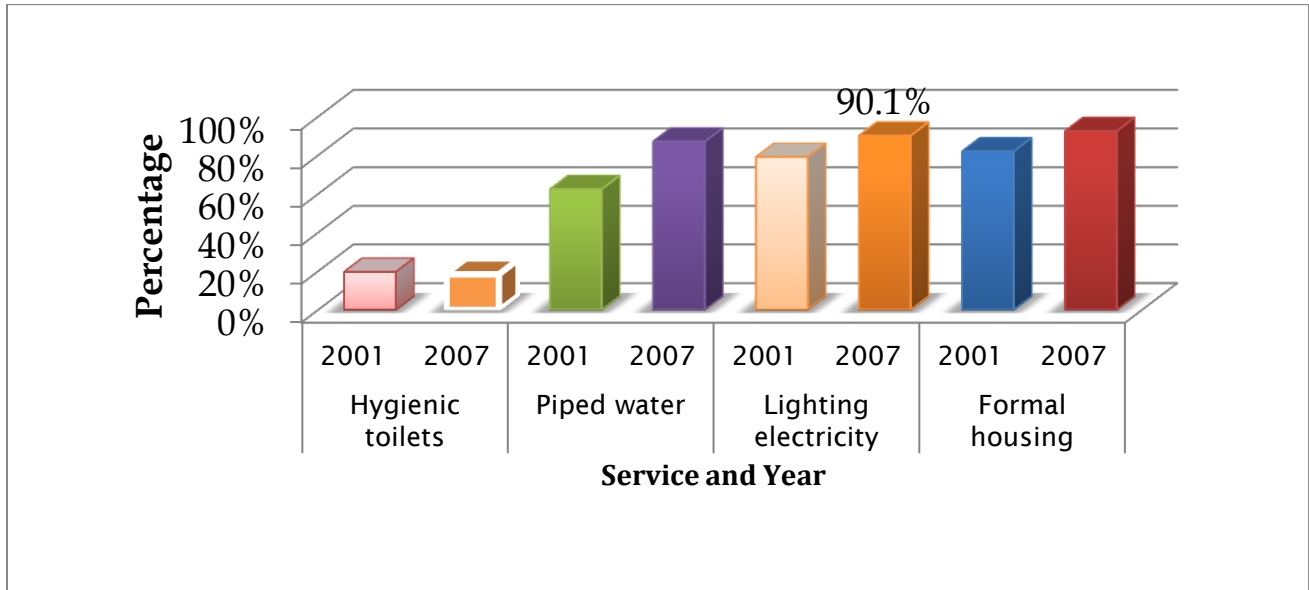
Agriculture

Agriculture remains the potential economic development platform for the communities of Bushbuckridge through subsistence and animal farming. The Municipality intends to strengthen the existing programs that are aimed at improving the local economic development. Agriculture in the municipal area has a strong competitive advantage in terms of the climate, bio-diversity and number of dams. But this advantage is impacted by problems associated with it such as droughts, bush fires, and rural/bad farming practices. Although commercial agriculture provides bulk of the employment opportunities, approximately half of the population, particularly the youth, is unemployed. The constraints and issues related to agriculture in the municipal area are:

- ❖ Access to viable parcels of arable land;
- ❖ Management of communal grazing land; and

- ❖ Conversion from subsistence to commercial agriculture.

Table 6: BASIC SERVICE INFRASTRUCTURE



SOURCE: Department of Finance: Mpumalanga

Comprehensive Rural Development (CRDP)

Bushbuckridge Local Municipality has been identified as one of the Municipality to implement rural Development by the President. The Department of Agriculture and Land Reform has been task with the responsibilities of implementing the program. The following wards has been identify as under developed with huge backlog on service delivery ward 30, 33, 34, & 36. Community participation was conducted and the Communities were trained on how to Develop Community based Planning. Projects were identified and Sector Department are busy implementing various projects on the wards mentioned above. All projects have been captured in the I.D.P.

In support of the ISRDS, national government has initiated the Comprehensive Rural Development Programme (CRDP) (2009). It differs slightly from previous government strategies in that it is based on a proactive participatory community-based planning approach rather than an interventionist approach to rural development.

Essentially, the CRDP is aimed at being an effective response to poverty alleviation and food insecurity by maximizing the use and management of natural resources to create vibrant, equitable and sustainable rural communities. The strategic objective of the CRDP is therefore to facilitate integrated development and social cohesion through participatory approaches in partnership with all sectors of society.

The ultimate vision of the CRDP to “create vibrant, equitable and sustainable rural communities is to be achieved through a three-pronged strategy (see **Figure 5**) based on:

- A coordinated and integrated broad-based agrarian transformation;
- Strategically increasing rural development; and
- An improved land reform programme.

The **objectives** of each of the three strategic thrusts constituting the CRDP’s strategy thought applicable to the formulation of a SDF for the District include:

1. Agrarian Transformation

- Facilitating the establishment of rural and agro-industries, cooperatives, cultural initiatives and vibrant local markets.
- Increased production and sustainable use of natural resources by promoting farming and related value chain development (exploring all possible species for food and economic activity).

2. Rural Development

- Access to community and social infrastructure, especially well-resourced clinics.
- Focusing on the development of new and the rehabilitation of existing infrastructure.
- Improving and developing infrastructure conducive to economic development – e.g. distribution and transportation infrastructure, agricultural infrastructure, water and electricity infrastructure, market and storage infrastructure, retail infrastructure, and telecommunications infrastructure.
- Improving and developing infrastructure conducive to social development – e.g. sanitation infrastructure, health infrastructure, sports and recreation infrastructure, and educational infrastructure (especially ABET centers).

3. Land Reform

- Promoting restitution, tenure reform, and redistribution in a sustainable manner.
- Increased access to land by previously disadvantaged people.
- Establishing Agri-villages for local economic development on farms.

- Up-to-date information pertaining to land claims.
- Providing reliable and efficient property (deeds) registration systems.
- Contributing to economic growth and housing development by providing government and private agents with essential land information in order to engage in planning as well as economic transactions.
- Providing spatial planning information and services to local municipalities and other public or private institutions that may require these services for development purposes.

Disaster Management

Disaster management Act of 2002 which is a constitutional regulatory framework for disaster management in South Africa was integrated in the white paper on disaster management. The Act 57 of 2002 clearly addresses the working relationship of provincial government together with local government, through the national disaster management center.

The Bushbuckridge local municipality has ensured that disaster is managed through the implementation of its disaster management strategic plan, as stipulated by the Act, national framework and provincial framework in the context of the capacity realities and availability funding. This should be executed through regular monitoring, evaluation and updating of disaster management plan in the municipality as well as regular reporting.

The Municipality has developed the disaster management plan which was adopted by the municipal Council sitting of the April 2008. The plan assists the municipality on how to deal with disaster.

SECTION F

6. DEVELOPMENTAL STRATEGIES

6.1. Municipal Goals and Strategic Objectives

Municipal Goals	Strategic Objectives
<p>Goal 1: Ensuring integrated development planning for the Municipality as a whole</p>	<ul style="list-style-type: none"> • Strengthen existing IDP structures • Improve the IDP and budget planning process • Ensure implementation of IDP priorities • Allocate available funds to identified priorities on a Multi-Year Plan • Promote Public-Private-Partnerships Ensure implementation of tourism and LED strategy

Municipal Goals	Strategic Objectives
<p>Goal 2: Promoting bulk infrastructural development and services for the Municipality as a whole</p>	<ul style="list-style-type: none"> • Conduct research and development on existing and future infrastructure development and services • Solicit additional funding for infrastructural development and services • Monitoring the implementation of capital projects and services
<p>Goal 3: Building the capacity of BLM to perform its functions and exercise its powers where such capacity is lacking</p>	<ul style="list-style-type: none"> • Assess the capacity of Bushbuckridge Local Municipality • Provide support to regional offices • Strengthen inter-governmental relations
<p>Goal 4: Promoting the equitable distribution of resources between all the wards in the Municipal area to ensure appropriate levels of municipal services within the areas</p>	<ul style="list-style-type: none"> • Conduct constant monitoring of municipal services • Facilitate appropriate response for identified priority needs
<p>Goal 5: Building a modern and performance driven municipality</p>	<ul style="list-style-type: none"> • Implement performance management system • Create awareness and buy-in to BLM strategy • Improve communication strategy • Continuous assessment and staff development through PMS

6.1.1. List of wards, ward councillors and villages

Ward No.	Surname & Initials	Villages	
1.	Malandule Bhunu Witness	Mkhuhlu Township Goromane Mashonamini	Mangwazi Malubane RDP Extension F
2.	Khumalo Selina	Madras (Sanford & Buyelani) Tekamahala (Hlalakahle &	

Ward No.	Surname & Initials	Villages	
		Sondela Thusanang	
3.	Monareng Charles Progress	Tsemamarhumbu Bukuta E Wem Jonela	Mkhuhlu Mapaleni Calcutta "A"
4.	Nyundu Eckson Mbazu	Marite Scrapeng Mandiyane Jim Brown Masixty N'wamtila	Sanford Shatleng Letsatsi Mathipe Bhayisani Butshopi
5.	Nonyane Freddy Sidwell	Alexandria Buyelani Mathibela Mguduleni	
6.	Khoza Eunice N'wamandlazi	Marite Waterval Marcia Calton Las Vegas Mazakhele Ga Gadee	Telaviva Tsakane Crossroad Mzimba Roma Sdakanani Maron'wana
7.	Malele Lawrence Sefati	Masakeng Shatale	Thabakgolo London (Ka-Mamba)
8.	Nxumalo Themba Arnold	Ga Matibidi Boikhutso "B" (Matselapata)	Dwarsloop "Phase 1" & "2"
9.	Malibe Hannes Devilius	College View Matengteng Mphenyatsatsi Maviljan Mountain View	Mandela Malaining Health Centre Newskom Malepuleng
10.	Mnene Filita	Saselani	Athurstone/Boyisonto
11.	Mashego Tsakani Dina	Violetbank Chris Hani Mathule	Maromeng Ga-Relani A,C & D Skhukhuza
12.	Lekhuleni Mathalaza Lizah	New Forest "B"	Orinocco "A", "B" & "C"
13.	Chabangu Moses Majosi	Dospan Sophia	London Rainbow

Ward No.	Surname & Initials	Villages	
		Majembeni Rivoni	Naledi Mpheti
14.	Makhubela Busani Betty	Casteel Lekanang Khoma mbilu Siza Gogo	Tembisa Mthunzini Dikwekweng Bomgampisi
15	Mokwena Delta	Boelang Motlambongolo Maripe	Brooklyn Moloro Phelindaba
16.	Phelepe Martina Sephelele	Athurseat(Ga-Josepha, Shortline & Mkhululine) Rooiboklagte "B"	Ga Moreku Craighburn New Line
17.	Malebe Lebelelang Reineck	Plaza View Power Line Mooiset	Technical Acornhoek "C" Maromeng Rooiboklagte "A" & "B"
18.	Raganya Busisiwe Ruth	Greenvalley Tsakani Mapaleng Madile	Zimbabwe Orpengate Khalanyoni Greenview Garden Mutlatse
19.	Zitha Gift Simoppy	Tintswalo Timbavati Riverside Octula	Masingitani Bridgeway Sgagule
20.	Rahlane Sonnyboy Nyiko	Nkomo Kurhula Tiakeni Sigagule	Jameyana Phendulani Mbuzana Zombo
21.	Thete Levis Mthimbula	Ga-Zitha Mafihlaleng Matikareng Motoding Itereleng	Dikotas Newcastle Monamoneng Letsamaile Masoding
22.	Selowe Enas	Dingledale "A" & "B" New Forest	Mambumbu Songeni
23.	Bulunga Silas Gijimani	Mantangaleni Cork	Belfast
24.	Bongco Phumaphi Busisiwe	Cunningmoore "A" Hlangalezwe	Soweto Masakeni

Ward No.	Surname & Initials	Villages	
		Chavelagaza	Oakley
25.	Mthombeni Trocia	Belfast Justicia Lillydale B (Mabharhule)	Sommerset Huttington
26.	Mthabine Johan	Kildare "A,B,C"	Lillydale A
27.	Tibane Christina	Newington "A", "B" & "C" Croquetlawn "A"	Ireagh "A" & "B"
28.	Maphansa Pinky Thandi	Dumphries "A" & "B" Mp Stream	Xanthia Agircourt
29.	Makaringe Tutani Million	Half Rolle Hokwe	Kumane Trust Mp Stream
30.	Mthisi Cutberry Robert	Ludlouw Ludlouw Township Andover	Isilington Burlington (Whitecity)
31.	Tshobede Rodgers Douglas	Thulamahashe "A", "B" & "C" Zola	
32.	Chadi Surance Moshe	Zoeknog Casteel	Phelendaba
33.	Mashabane Difani Reineth	Utha Hluvukani Thorndale Hlalakahle	Delani Shorty Serville "A", "B" & "C" Dixie
34.	Mnisi Mkoli Louis	Gottenburg Share	Welverdiend Clare Tlhavekisa
35.	Mhaule Luther Sydwell	Croquetlawn "A" Ronaldsey Belfast	Sommerset Cunningmoore "B" Kildare "B" Xhimungwe Rdp
36.	Mabunda Nomthandazo Lydia	Edingburg "B" Rolle "A" Rolle "B"	Liphong Allandale Dumphries "C" Anthol
37.	Malomane Leonard Mphikelele	Shagaan Hill Springs Sgodiphola Ga Ramalema	Boikhutso Kutung Saselani Xanthia

6.2. Community Based Planning and Priority Issues

The following table outlines and summaries the challenges and service delivery priorities per ward:

PRIORITY ISSUE(S)	NEEDS	WARD(S)
1. Water	<ul style="list-style-type: none"> • Insufficient water • Insufficient Bulk water supply • Water Reticulation • Insufficient Reservoirs 	All Wards 1-37
2. Sanitation	<ul style="list-style-type: none"> • Insufficient sanitation • Lack of bulk sewerage infrastructure • VIP Toilets 	All Wards 1-37
3. Roads / Streets and bridges	<ul style="list-style-type: none"> • Opening of streets • Rehabilitation streets • Re-gravelling and grading. • Tarring of roads. 	All Wards 1-37
4. Human Settlement	<ul style="list-style-type: none"> • Provision of land for housing development • Provision of houses • Rental stock Houses 	All wards 1-37
5. Education	<ul style="list-style-type: none"> • Provision of Schools. • Renovating schools. • Replacement of mud Schools. 	01,2,6,11,12,13,13,14,15,19,24,25,27,30,31,32,35,36,37.
6. Health	<ul style="list-style-type: none"> • Provision of Clinics. • Provision of Health Centers. • Provision of Mobile Clinics 	1,2,4,6,11,12,13,14,15,18,19,24,25,27,29,30,31,35,36,37.
7. Energy	<ul style="list-style-type: none"> • Insufficient electrification • Extensions • Power Failure • High mast lights 	1,2,4,6,11,12,13,15,18,19,20,24,25,27,30,32,35,36,37.

PRIORITY ISSUE(S)	NEEDS	WARD(S)
8. Economic Growth and Development	<ul style="list-style-type: none"> • Job creation • Construction of business centers • Upgrading of land tenure • Grazing land • Market Stalls • Farming • Cultural villages • Market opportunities 	All Wards 1-37
9. Transport	<ul style="list-style-type: none"> • Lack of Tasting Stations • Lack of information centers • Lack of Buses • Establishment and upgrading of bus and taxi ranks 	1,2,6,7,8,9,11,12,13,14,20,23,25,27,31.
10. Disabled	<ul style="list-style-type: none"> • User friendly schools for disabled • Skills development 	North, midlands, and South.
11. Waste disposal sites	<ul style="list-style-type: none"> • Construction of waste disposal sites. • Establishment of Recycling Centers. 	1,9,13,36
12. Safety and Security	<ul style="list-style-type: none"> • Provision of Satellite Polistations. • Constriction of polistations. 	2,4,12,18,25,27,30.
13. Spatial Planning and Land Use Management	<ul style="list-style-type: none"> • Formalization of Land Tenure Upgrading. • Servicing of sites. • Fast racking Land Clams. 	1-37
14. Social Development	<ul style="list-style-type: none"> • Provision of Pay points. 	1-37

PRIORITY ISSUE(S)	NEEDS	WARD(S)
15. Community Services	<ul style="list-style-type: none"> • Provision of Sports Facilities. • Provision of recreational Halls. • Provision of Library. • Privation Thusong Centers. 	1,4,6,11,12,19,20,22,25,27,30,31;32, 35.

Community inputs during public participation

ACORNHOEK CLUSTER

DATE: 10 APRIL 2012

VENUE: ACORNHOEK-MERRIAM MOKGAKANE

WARD NUMBER	VILLAGE	COMMENTS
14	Mthunzini	Construction of primary school.
	Casteel	Construction of youth centre.
	Lekanang	Construction of water reticulation.
	Thembisa	Construction of water reticulation.
	Magamusini	Construction of water reticulation.
	Sizagogo	Construction of water reticulation.
19	Tintswalo Extension	Electrification of households.
	Ka-Zitha	Construction of water reticulation by 2012/13.
	Tintswalo	Construction of a bridge.
	Buffelshoek	Construction of Clinic.
	Sigagula	Construction of Clinic.

MKHUHLU CLUSTER

DATE: 11 APRIL 2012

PLACE: MKHUHLU COMMUNITY HALL

WARD NUMBER	VILLAGE	COMMENTS
01	Hoxane	Construction of Water pipe from Hoxane to Mashonamini.
02	Thushanang	Construction of a Reservoir.
04	Sandford	Construction of Water Reticulation.
	Mandhiyane	Provision of water reticulation by 2012/13.
05	Alexandria	Construction of a Bridge.
		Construction of RDP houses.
		Construction of clinic by 2013/14.
06	Tsakane	Provision of Roads, Bridges and Storm water

WARD NUMBER	VILLAGE	COMMENTS
		drainage by 2013/14.
01	Mkhuhlu	Construction of Water Reticulation in Mkhuhlu RDP.
23	Thulani	Construction of Water Reticulation.
24	Oakley	Bulk water supply.
	Tekamahala	Construction of water reticulation.
	Cunningmoore A	Construction of a reservoir. Installation of Hymast lights.
27	Newington	Construction of a Reservoir.
26	Lillydale	Bulk water supply. Installation of Transformers at Lillydale borehole.
35	Ronaldsey	Construction of 3 low level bridges.
	Cunningmoore B	Completion of bulk pipe line by 2012/13.

BUSHBUCKRIDGE CLUSTER

DATE: 13 APRIL 2012

VENUE: BUSHBUCKRIDGE MULTIPURPOSE CENTRE

WARD NUMBER	VILLAGE	COMMENTS
07	Thabakgolo	Tarring of road from London via Thabakgolo to Mphenyatsatsi by 2012/13.
08	Dwarsloop B	Construction of Internal streets Construction of a bridge.
09	Mandela Village	Construction of Water reticulation.
	Health Centre	Installation of Apolo lights.
10	New Forest	Construction of Water reticulation.
	Skhukhuza	Electrification of households.
	Msavanini	Construction of water reticulation.
	Athurstone	Construction of Foot bridge from section B to Nkotasi primary school.
12	Orinocco A (Hlamalani)	Construction of water reticulation
	Orinocco B (Sibambayani)	Extension of water pipe from the canal to Sibambayani.
	Orinocco C (Demulani)	Maintenance of a borewhol.
11	Relane A	Construction of a Bridge between Relane A and Motibidi.
	Sekhukhusa	Construction of water reticulation. Maintenance of reservoir.
13	London	Construction of Water reticulation.

WARD NUMBER	VILLAGE	COMMENTS
	Matenteng	Paving of internal streets.
28	Agincourt	Installation of Apolo lights.
	M.P Stream	Construction of pump station by 2013/14.
29	Thulamahashe	Tarring of road from Thulamahashe to M.P Stream.
	Kumani	Construction of Water reticulation.
37	Saselani	Installation of Apolo lights.
	Ramalema	Installation of Apolo lights.
	Saselani	Construction of foot bridge.
	Sgodiphola	Construction of water reticulation.

6.3. Service Delivery Backlog

55 000 households from the estimated 120 000 as estimated by census 2001, still do not have affordable access to portable water supply. The municipality could only afford to reticulate water to 27 500 household form 2004 to 2006.

This indicates a backlog of 27 500 households per annum.

The municipality is refurbishing and drilling new boreholes to arrest the backlog. More villages will be reticulated from 2006/2007 financial year. Water tankers are used to deliver water to areas with a pressing shortage of water.

50 000 households still use unacceptable sanitation methods whereby 80% of the estimated 120 000 households' still use pit latrines. A program of constructing VIP toilets was developed and stringently adhered to meet the challenge of building VIP toilets in 3 306 RDP houses from 2007/8.

6.4. Institutional Priority Issues

6.4.1. Institutional Transformation

- **Training and Skills Development**

For good governance, development of skills and professional service delivery, the municipality develops a workplace plan on a yearly basis and implement and report on it.

- **Staff Component and Appointments**

Staff Component and Appointments needs the implementation of the Employment Equity Plan, which was adopted by Council by June 2006 and it was reviewed by the municipal Council in December 2009. The main challenge is the effective implementation of the EEP at management level whereby five female unit managers has been appointed against sixteen male unit managers.

- **Transversal Affairs**

Youth Development – the Municipality has considered the youth category as the cornerstone for development, given that this category accounts for the majority of the population in the municipal area. To ensure the transformation process in this category, the municipality further established a youth unit which is responsible for the co-ordination of the Bushbuckridge Youth Council.

Disability affairs – in line with the Employment Equity Plan adopted by Council, Bushbuckridge Local Municipality has also established disability affairs that is co-ordinating and championing the interests of people living with disabilities, and ensure fairness in the recruitment strategies as a matter of policy. Disability affairs is responsible for Bushbuckridge Disability Forum

Gender: Women and Men

- **Organisational Infrastructure/Assets**

Lack of office space militates against efficient management of organisational assets. The extension of the new municipal complex will arrest this inefficiency.

6.4.2. Democracy and Governance

- **Service Delivery Standards (Bath- Pele Principles)**

Bushbuckridge municipality, with all its service delivery challenges, is obliged to develop a Service Delivery Charter and a Service Delivery Improvement Plan to ensure efficiency and good governance. Adherence to Batho-Pele principle is possible if service delivery policies are developed and implemented.

- **Financial Viability and Management**

The Municipality has for some-time now, adhered to the regulatory requirements in terms of the MFMA to ensure that it maintains effective, efficient and transparent systems of financial and risk management and internal control. However, Financial Viability remains a challenge as the municipality has not, to thus far manage to implement the revenue enhancement strategies.

The Municipality further prepares its financial statements on the entity-specific basis of accounting, as set out in accounting policy note 1. Bushbuckridge Local Municipality submits its Financial Statements to the Auditor General in line with **Section 126 of the MFMA** for auditing and compliance purposes. There is a need to develop effective billing and debt collection mechanisms and income generating strategies.

- **Assets Register**

The Municipality has developed a comprehensive assets register for both fixed and movable assets to be considered by Council during Council sitting to be held on the 07 APRIL 2011. This is an attempt to adhere to regulatory framework after the Auditor General's report for the **2008/2009** financial year having raised the matter as a going concern for the municipality.

- **Tariff Policy**

The Municipality has developed a Tariff Policy in line with the provisions of Section 74 of MSA no. 32 of 2000. The Policy is aimed at promoting uniformity and fairness to the communities and shall as far as possible attempt to recover expenses associated with the rendering of basic services to the communities.

- **Auditor General's Report**

In the opinion of the Auditor General, the Municipality received unqualified report for the **2008/2009, 2009/2010 and 2010/11** financial years respectively. The report has found gaps on

the following: Restatement of corresponding figures, material impairments, unauthorised expenditure, irregular expenditure, etc.

- **Billing system**

The municipality collects revenue through billing the community when providing services. The municipality bills on the following services; R293 towns’ property rates, sewerage, refuse removal, water metering, and other services. The billing is done monthly. Data cleansing has been budgeted for 2012/13 financial year for an amount of R2 000 000 and a tender has been advertised for this purpose.

6.4.3. Performance Management, Monitoring and Evaluation Systems

- **Performance Management System:**

A Performance Management system framework/policy was adopted by June 2007 and review during the Council sitting that was held on the **18 December 2008 (Council resolution no. BLM /129/18/12/08.)** This is a milestone towards adequate service delivery with a purpose of providing a system that each employee’s individual performance can be measured against the performance of the institution. It is therefore designed to ensure that the Municipality delivers on its mandate as per the municipal Integrated Development Plan (IDP)

The system is also driven by the following principles:

- Productivity.
- Co-operation.
- Consistency.
- Objectivity.
- Self-enhancement.
- Recognition.
- Development.

Progress review, feedback sessions as well as annual evaluation session take place on the following dates every year. This is in line with the requirements of the MSA of 2000.

Performance Management Cycle

Review Cycle	Review Date
Performance Review 1	September

Review Cycle	Review Date
Performance Review 2 (Assessment)	December
Performance Review 3	March
Performance Review 4 (Assessment)	June

- **Municipal Annual Performance Report**

In accordance with Section 46 of the Municipal Systems Act, the Municipality prepares for each financial year, an Annual Report aimed at reflecting on the performance of the municipality against its strategic plan which is the IDP as also supported by Municipal Finance Management Act, section 88.

The municipality has adopted its Annual Performance report during Council sitting that was held on the **29 January 2010 (Council resolution no. BLM 63/29/01/2009/10)** with emphasis on the following requirements:

- Measurement of performance in the 2008/2009 financial year against performance in the 2007/2008 financial year and planning for performance in the 2008/2009 financial year.
- Measurement of performance against all set KPI's
- Measurement of achievements as set out in the IDP
- Identification and realization of the Municipal KPA's
- Alignment and linkage of Municipal KPA's and the departmental KPA's.
- Measurement of performance against the Mission statement, Vision and set of Municipal objectives.

6.5. INSTITUTIONAL ARRANGEMENTS & GOVERNANCE

6.5.1. Audit Committee

BLM has an established Audit Committee which is appointed by Council and chaired by Mr Mawela to ensure that the Municipality complies with Section 166 of the Municipal Finance Management Act No. 56 of 2003 by having an Audit Committee as an independent advisory body must advise the

municipal council, the political office bearers, the accounting officer and the management staff of the municipality on matters relating to:-

- internal financial control and internal audits;
- risk management;
- accounting policies;
- the adequacy, reliability and accuracy of financial reporting and information;
- performance management;
- Effective governance;
- compliance to legislation;
- performance evaluation; and
- Any other issues referred to it by the municipality.

6.5.2. Anti- Fraud and Corruption Policy

The anti-Fraud and corruption Policy is intended to reinforce existing systems, policies, procedures, rules and regulations of BLM by preventing, detecting and reducing the impact of fraud and corruption. The Municipality fosters a zero tolerance to fraud and corruption anti-Fraud and Prevention strategy was approved and adopted by Council during November 2009 Council sitting. Anti-Corruption line was also established to allow members of the public to report on the fraudulent and corrupt activities that includes the misuse of Municipal Vehicles. Anti-Corruption line is managed and controlled by an independent body who takes report on behalf of the municipality.

6.5.3. Communication, Marketing and Events Co-ordination

The Communication, Marketing & Events unit is primarily responsible for the communication between the municipality and the communities within the municipality, through the media (electronic and print) and Community Outreach Programs. The unit works in synergy with the district and other local municipalities within the district (Mbombela, Nkomazi, Umjindi, Thaba Chweu) and the provincial departments. This is done on a daily basis whenever the need arises and also monthly, through the District Communicator's Forum. This allows all communicator's to ensure that they communicate one message in service delivery.

The objectives set out by the unit and also indicated on the Communications Strategy as follows:

- To ensure participation and support to Integrated Development Plan (IDP);
- To improve communication mediums internally and externally (website, quarterly newsletter, monthly newsletter, newspapers and radio);
- To conduct constant monitoring of communications, marketing and events management;

- To support and participate in the Municipal's programs and activities.
- To implement the Communication Strategy;
- To create platforms for greater public participation through consultative processes and by sharing information with communities;
- To enhance Intergovernmental Relations through the coordination of communication activities, programmes and projects among the three spheres of government;
- To strengthen and sustain media relations and to communicate proactively with the media;
- To brand BLM at events and activities organised by both the Municipality and the District municipality.

Communication tools to communicate internally and externally:

- Quarterly newsletter (will also include local municipalities and other government departments)
- Internal newsletter
- Radio interviews, advertising and talk shows
- Website.

6.5.4. Oversight Committee

Municipal Public Account Committee (MPAC) was established in terms of Section 79 of the Local Government Municipal Structures Act, 1998 to serve as an oversight over the executive obligations of the Council. The committee was established on the 28th June 2011 as per the Council resolution number: BLM/133/28/06/2010/11 and consists of 12 members.

The committee was inducted with the rest of the members throughout Mpumalanga province. It consists of 12 members, which is chaired by Clr R D Makhubela who will be a full time Councilor from the 1st July 2012 as per the latter Council resolution. Currently the committee managed to meet with the Auditor General (AG) to assist with the interpretation of its report coupled with management letter. Questions from the AG's report have been prepared for the executive to give response. The committee meets regularly before each council sitting so that they prepare report that will be tabled to the council.

6.5.5. Internal Audit Function

The municipality has developed an Internal Audit charter which embodies the spirit of the contract binding the Audit committee, management and the internal audit activity of the municipality.

The Internal Audit Activity has the responsibility to:

6.5.5.1. Provide services to the Municipality in accordance with:

- The provisions of the Skills Development Act and all other relevant legislation;
- requirements in this Charter relating to internal audit;
- all principles prescribed by the Institute of Internal Auditors (IIA);
- the terms and conditions of Service;
- the Municipal Finance Management Act; and
- the Municipality's Code of Conduct.

6.5.5.2. Develop and document an Internal Audit Charter and mission statement, which conforms to the requirements and standards of the Institute of Internal Auditors (IIA).

6.5.5.3. Facilitate an initial risk assessment in conjunction with management and update the assessment annually

6.5.5.4. Develop a flexible three year strategic and one year audit plan using an appropriate risk-based methodology, including any risks or control concerns identified by management and submit that plan to the Audit Committee for review and approval as well as periodic updates.

6.5.5.5. Implement the annual audit plan, as approved, including as appropriate any special tasks or projects requested by Management and the Audit Committee.

6.5.5.6. Maintain a professional audit staff with sufficient knowledge, skills, experience, and professional certifications to meet the requirements of this Charter.

6.5.5.7. Evaluate and assess significant merging/consolidating functions and new or changing services, processes, operations, and control processes coincident with their development, implementation and/or expansion.

6.5.5.8. Issue quarterly reports to the Audit Committee and Management summarizing results of audit activities.

6.5.5.9. Keep the Audit Committee informed of emerging trends and successful practices in internal auditing.

6.5.5.10. Provide a list of significant measurement goals and results to the Audit Committee.

6.5.5.11. Assist in the investigation of significant suspected fraudulent activities within the Municipality and notify Management and the Audit Committee of the results.

6.5.5.12. Consider the scope of work of the external auditors and regulators, as appropriate, for the purpose of providing optimal audit coverage to the organization at a reasonable overall cost. It is accepted that both external and internal auditors must remain independent and that no limitation may be placed on the scope of their work.

6.5.5.13. Establish a quality assurance program by which the Director Internal Audit assures the operations of internal auditing activities.

6.5.5.14. Provide special services as and when required by the Audit Committee.

6.5.5.15. Internal audit is responsible for conducting their work in accordance with the Standards for the Professional Practice of Internal Audit established by the Institute of Internal Auditors (IIA).

6.5.5.16. Internal audit must assist the Municipal Manager in achieving the objectives of the Municipality by evaluating and developing recommendations for the enhancement or improvement of process through which:

- Objectives and values are established and communicated;
- the accomplishment of objectives is monitored;
- accountability is ensured; and
- Corporate values are preserved.

6.5.5.17. The controls subject to evaluation should encompass the following:

- The information system environment.
- The reliability and integrity of financial and operational information.
- The effectiveness of operations.
- Safeguarding of assets.
- Compliance with laws, regulations and controls.

6.5.5.18. Quality assurance:

In order to ensure that the quality of the internal audit is maintained at a high standard, the Internal Audit Activity will develop and maintain comprehensive measurement goals and will monitor performance against these goals and report on these results to the Audit Committee on an annual basis.

Compliance to the quality improvement program will be emphasized on all audits performed.

6.5.5.19. Continuous Professional Development:

In ensuring that the assurance and consulting services provided to the Municipality are maintained at a high standard, the Internal Audit Activity will develop a Continuous Development Programme to be adopted by the Audit Committee for implementation.

6.5.6. Ward committees

Ward committees were established in terms of section 72 of the Municipal Structures Act of 1998, to assist with the Ward councilors to carry out their duties to the community. Bushbuckridge Local municipality established the ward committees between the period of July to September 2011 after the Municipal council resolved to deploy Councilors to lead the establishment of the committees.

All the 37 wards have established their ward committee structures. The municipality together with the department of Cooperative Governance and Traditional Affairs (**COGTA**) provided an induction workshop over two days to all ward committee members. Further training was provided to secretaries of the ward committees. The municipality has recently started with the payment of out of pocket expenses to all ward committee members as gazetted by government.

6.5.7. Council committees

The Municipality has nine council committees which are chaired by members of the Mayoral committee. Five of the committees deal with administration and the other four are for the political wing of the municipality. The committees were established on the 28th June 2011 with the Council resolution number: **BLM/134/28/06/2010/11**. The committees seat regularly before the sitting of

each council meeting. Reports are interrogated in the committees before they can be table to the Mayoral Committee and the Municipal Council. The committees are as follows: Corporate services, Sports, arts and culture, Finance, Economic development, Planning and environment, Municipal works, Social development, Ethics committee, Whipery committee, Budget and treasury steering committee and Labour forum.

6.5.8. Supply Chain Committees

The supply chain committees were established according to the Supply Chain regulation of 2005 which states that all municipalities must establish supply chain committees to deal with procurement process of the supply chain units. The municipality has established 3 committees: Specifications committee, Evaluation committee and the Adjudication committee. The members that sit in the committees are selected by the Municipal Manager and are requested to sign a memorandum of agreement which binds them for a specified period which normally a period of six months.

6.5.9. Complaints Management Systems

The Office of the Executive mayor and Speaker conducts Izimbizos where the community is given the platform to raise their complaints and frustrations in terms of service delivery matters. During the IDP public consultation meetings which are held as per requirement of the Municipal systems Act, the community also gets a platform to raise their concerns. There are other ways where the community members are given an opportunity: Suggestions boxes at all municipal offices, LED forum, awareness campaigns, Community Radio airplay slot, etc.

6.5.10. Fraud Prevention Plan

The municipality has an Anti-corruption policy which deals with corrupt activities in the municipality. There is also a toll free line where the community can call and register any fraud activities that they see or suspect that concern the municipality. The toll free line has been active since 2009. The Municipality also has a code of conduct which every employee is expected to sign and adhere to.

SECTION G

7.1. INSTITUTIONAL PLANS AND SECTOR STRATEGIES

Sector Plan/Strategy	Status	Scheduled date/Review date	Council resolution no.
Spatial Development Framework	Adopted	Adopted	
Local Economic Development Strategy	Draft	Under Review	
Disaster Management Plan	Adopted 2008 (District plan)		
Water Services Development Plan	Adopted	2010	
Integrated Waste Management Plan	Adopted 2006	2011-under review	
Integrated Environmental implementation Plan	Adopted	2010	
Integrated Transport Plan	District Plan	The Municipality to develop its own plan 2010/2011 financial year	
Performance Management Policy	Adopted	December 2008	BLM/129/18/12/08
HIV/AIDS Strategy	Adopted	2009	Under review
Land Use Management Systems	Adopted	November 2009	BLM/39/12/11/2009
Service delivery & budget implementation. Plan	Adopted	December 2009	BLM/52/12/11/2009
Comprehensive Infrastructure Plan	District Plan		
Tourism Strategy	Adopted	2008	
Riot prevention and management strategy	Not yet developed		
Public Participation Strategy	Draft	2010	
Anti-corruption strategy	Adopted	2009	
Environmental Management Plan	Adopted	Under Review	

Sector Plan/Strategy	Status	Scheduled date/Review date	Council resolution no.
Employment Equity Plan (EEP)	Adopted	December 2009	BLM/17/12/11/2009
5 Year Human Settlement Plan	Adopted	November 2009	BLM/34/12/11/2009
Revenue Collection strategy	Adopted	November 2009	BLM/23/12/11/2009

7.2. INSTITUTIONAL POLICIES

Policy	Relevant	Status
Training policy	✓	Adopted
Official Motor Vehicle Policy	✓	Adopted
Policy on possession of Fire-Arms	✓	Adopted
Whistle blowing Policy	✓	Adopted
Budget Policy	✓	Adopted
Relocation Policy	✓	Adopted
Smoking Policy	✓	Adopted
HIV/AIDS Policy	✓	Adopted
Bursary Policy	✓	To be reviewed
Petty-Cash Policy	✓	Adopted
Policy on Cellular phones	✓	Adopted
Supply Chain Management Policy	✓	Adopted
Retirement Policy	✓	Awaiting adoption by Council
Accounting Policy	✓	adopted
Recruitment and Selection Policy	✓	Adopted 2009

Policy	Relevant	Status
Dress-Code Policy	✓	Adopted
Sexual Harassment Policy	✓	Adopted
Information Technology Security Policy	✓	Adopted
Policy on Cash and Investment Management	✓	Adopted
Policy on privileges and allowances in respect of Councilors Travelling on Official Business	✓	Adopted
Risk Management Policy	✓	Adopted
Fixed Assets Management Policy	✓	Adopted
Probation Policy	✓	Adopted
Induction Policy	✓	Adopted
Internet and E-Mail Policy	✓	Adopted
Long Service Recognition Policy	✓	Adopted
Cell Phone Allowance Policy	✓	Adopted
Participation in the Motor Vehicle Scheme Policy	✓	Adopted
BLM Turn Around Strategy	In process	
Occupational Health & Safety policy	✓	Adopted August 2009
Human Resource Strategy	✓	Adopted November 2009
Indigent Policy	✓	To be reviewed
Property Rates Policy	✓	Adopted January 2009
Records management Policy	✓	Adopted

SECTION H

8. DEVELOPMENTAL STRATEGY PRIORITY ISSUES

The municipal objectives and strategies should focus on the strategic intent of the municipality in achieving the vision and mission in line with the identified priority issues and program.

	Priority Issue	Problem Statement	Goals	Strategies
1	Portable and Clean Water	Bushbuckridge as a water scarce area with only Inyaka Dam as the main source of water has, at least 70% of the communities without bulk water supply, almost 60% without tapped water and at least 75% without yard water connection. The majority of the communities (an average of 70% of the population) still rely on water from the boreholes and very few who has drilled boreholes for water that may be contaminated due to back yard burials and pit toilets used in the rural villages.	To meet the Presidential target for the Bushbuckridge population, provide potable water by 2014, and increase water access to emerging farmers thereafter. The Municipality is currently sitting on 60% water provision backlog.	<p>Strategy A: Provision of potable water by the municipality through bulk supply, reticulation, purification and storage infrastructures</p> <p>Strategy B: Refurbishing of dysfunctional water Infrastructure</p> <p>Strategy C: Installing infrastructure where it does not exist</p> <p>Strategy D: Establishing partnerships with communities for installation of metered water supply (cost recovery)</p> <p>Strategy E: Facilitate the erection and upgrading of water catchments and facilities for agricultural purposes</p>

	Priority Issue	Problem Statement	Goals	Strategies
2	Sanitation	With the majority of the households without proper sanitation in the municipal area, the challenge is that the municipality experiences the outbreaks of cholera and other unidentified sicknesses. Almost 60% of the households uses pit toilet without ventilation, about 25% using dry toilet system and 10% uses sewerage system without proper drainage system.	To meet the Presidential target for the Bushbuckridge population, being VIP's or water-borne by 2014	<p>Strategy A: Implement an EPWP VIP project to erect panel based structures</p> <p>Strategy B: To provide water borne sewerage systems as adequate bulk water becomes available</p>
3	Roads and Bridges	Bushbuckridge Local Municipality's roads are characterized by poor gravel roads with unclearly defined road network links due to conditions of the roads. The entire roads infrastructure has limited storm water drainages and poor maintenance strategy and results, some tarred roads are been destroyed by rains. There is also limited access to bridges to provide sufficient linkage on communities for economic engagements.	To improve condition of access roads and internal streets in all settlements and towns, improve condition of gravel roads, provide sufficient storm-water drainage for access roads and internal main streets and roads, and provide for tarred district and provincial roads	<p>Strategy A: Upgrade and rehabilitate access roads and internal main roads</p> <p>Strategy B: Upgrading and re-gravelling as part of the road upgrading and rehabilitation program</p> <p>Strategy C: Construction of storm-water drainage as part of the road upgrading and maintenance program</p> <p>Strategy D: Construction and tarring of district and provincial roads</p>

	Priority Issue	Problem Statement	Goals	Strategies
4	Transport	The community of Bushbuckridge Local Municipality depend on buses and taxis as mode of transport. In rural areas only buses are the only mode of transport, transporting people to work, school and shopping complexes for shopping. There is a problem with overloading because the transport is not enough for the communities. Most of the taxis in rural areas are not road worthy and this is a result of poor road infrastructure. Trains are used to transport goods and the locals use it during holidays only.	Increase access to public integrated transport system.	<p>Strategy D: Ensure that transport and communication systems are user friendly to disabled people</p> <p>Strategy E: develop a transport plan and align it with national policies</p> <p>Strategy F: Extension of traffic centers at Mkhuhlu and Acornhoek.</p> <p>Strategy G: Reduce pedestrian and commuters accidents by constructing a pedestrian walk ways and bridges.</p>
5	Telecommunication	The community depends on cell phones and public phones for communication and only few people have access to internet and Thusong Service Centers.	To increase access to communication and transport services by 2014	<p>Strategy A: Facilitate the provision of public phones to all communities of Bushbuckridge</p> <p>Strategy B: Facilitate the provision of post offices within access to all communities</p> <p>Strategy C: Provide communication services to communities/villages.</p>
6	Energy	Bushbuckridge Municipal Area still has about 9.7% of the households without access to electricity, with 7.8% using candles fro lighting, 1.2% rely on paraffin for energy and about 0.7% uses solar panel as source of energy.	To achieve access to sustainable energy by 2012	<p>Strategy A: Speed up electrification of settlements</p> <p>Strategy B: Have all settlements within BLM provided with electricity by 2012</p> <p>Strategy C: Facilitate the upgrading of electricity stations to minimize power failure.</p> <p>Strategy D: Acquire electricity</p>

	Priority Issue	Problem Statement	Goals	Strategies
				supply license and service its communities Strategy E: Provision of floodlights as well as streetlights.
7	Local Economic Development	Bushbuckridge Local Municipality depends on Agriculture and Tourism as key drivers of the local economy. The municipality does not have enough land for development since large portions of the land belongs to the traditional authorities or leaders. Most of the portions of land which are earmarked for tourism are still under land claims which make it difficult for the municipality to develop. Agriculture is only practiced for subsistence farming and not for business purposes which will/can assist in job creation. Most of the industrial areas are debilitated and need resuscitation.	Ensure economic growth and reduce unemployment rate in the Bushbuckridge municipal area.	Strategy A: Create an environment that is conducive for economic growth. Strategy B: Promote tourism by establishing arts and cultural centers Strategy C: Promote commercial farming opportunities by capacitating the existing farmers Strategy D: Revive and upgrade small-scale commercial projects
8	Health	The municipality has only three hospitals, two health centres and 34 clinics which make it difficult for the communities to access health facilities. It is not easy for the ambulances to reach certain areas because of poor road infrastructure. The three hospitals have a high number of people who use it on daily basis for consultations.	To provide and maintain basic health services to reduce mortality rates and communicable diseases	Strategy A: To increase access to primary health care to all communities Strategy B: To reduce the spread of HIV/AIDS and minimize the outbreaks of Cholera and prevention of Malaria infections.
9	Social development	The social issues remain a challenge in the municipality as most of the youth are unemployed, HIV positive, involved in criminal activities, usage of drugs and teenage	Provide access to social services and reduce teenage	Strategy A: To reduce the levels of teenage pregnancy by developing programs that, are aimed at educating the community.

	Priority Issue	Problem Statement	Goals	Strategies
		pregnancies. There are no rehabilitation centers within the municipal boundary. The other challenge is that of most of the elder people receive their social grants in public areas next to busy roads and this causes a lot of road accidents.	pregnancy and domestic violence by 2015	Strategy B: To reduce domestic violence activities by developing educational programs Strategy C: To monitor and support welfare projects those are currently operational.
10	Safety & Security	The Municipality has a high rate of people who are not working this contribute on the high rate of crime. The Municipality is serviced by four Police stations and out of the four one does have its own building as it uses a multipurpose as its base. The issue of immigration contributes to high number of who are unemployed and increase the population.	<ul style="list-style-type: none"> • To reduce crime rate and increase police visibility • To increase access to emergency services to people of Bushbuckridge and reduce mortality accidents 	Strategy A: To reduce the crime rate through safety cluster forums Strategy B: To provide accident response unit with a toll free hotline number and provide 24 hours ambulance services to all communities Strategy C: Upgrade existing fire station and establish extra services in other areas. Strategy D: Increase the visibility of traffic police in the Municipal roads.
11	Environmental Management	Unsustainable utilization of the natural environment, degradation of natural resources and irreversible destruction of sensitive environments.	-Environmental protection and sustainable environmental development -Ensure that activities undertaken within the municipality comply with	Strategy A: Implement compliance monitoring to environmental legislation and best practices. Strategy B: Ensure municipal projects comply with environmental legislation. Strategy B: Ensure Spatial

	Priority Issue	Problem Statement	Goals	Strategies
			environmental legislation.	Development Frameworks incorporate environmental parameters to curtail rural sprawl and habitat fragmentation. Strategy C: Greening Strategy D: Promotion of environmental education and awareness campaigns Strategy E: Promote protection and rehabilitation of wetland Strategy F: Open space conservation and management
12	Waste Management	Rendering efficient and effective Waste management services is a serious challenge for the municipality. Poor waste management services have resulted on negative impacts on the natural environment.	-Ensure the Municipality has a permitted landfill site. -Implement waste minimization strategies -Ensure the review of the Integrated Waste Management Plan	Strategy A: Increase access to basic refuse collection. Strategy B: Separate waste streams at source Strategy C: Reduce waste taken to landfill sites Strategy D: Establish recycling facilities Strategy E: Conduct clean-up campaigns coupled with environmental education. Strategy F: Develop a maintenance plan for waste equipment and fleet.

	Priority Issue	Problem Statement	Goals	Strategies
				Strategy G: Ensure the implementation of the Integrated Waste Management Plan
13	Land Use and Spatial Planning	The Municipality owns about 20% of the land with the remainder of 80% controlled by the Traditional Authorities. No coordinated development exist in the land controlled by the Traditional authorities as prime land with agriculture potential for are allocated for undeveloped development which affect the aim and purpose of the SDF serve as guide to undefined land uses creates lots of problems in terms of management and control of land uses and also hinders the implementation of other land regulations.	<p>Municipality to formalize settlements in priority nodes in terms of the SDF. Issuing of free title hold to the community and provision of basic infrastructure in the formalized areas. Establish Land Use Scheme that will control land development in Bushbuckridge.</p> <p>Development of a Land Tenure Upgrading Business plan that will give direction in terms of identifying areas to be formalized.</p> <p>Establish the SDF that will direct future development in the area and such SDF to inform the IDP of the Municipality.</p> <p>Municipality to have control of 100% of its area of Jurisdiction in terms of the</p>	<p>Strategy A: Accelerate land allocation for development especially for economic growth.</p> <p>Strategy B: Identify areas, which need immediate attention in terms of tenure security</p> <p>Strategy C: Extension of the use of ordinances to areas which were not covered and the recognition of the land Use scheme will help in control of development within the municipality.</p>

	Priority Issue	Problem Statement	Goals	Strategies
			land use rights and development.	
14	Human Settlement	Bushbuckridge Local Municipality as a rural node, has limited formal housing developments that can cater for low and middle income earners, with at least 60% of mud houses in the rural areas, 85% of these houses are informal, about 35% of the houses are declared disaster houses. About 50% of the people in the informal housing live in the backyard houses due to growth in the families. The Municipality is currently sitting with about 53 430 applications for government houses.	Projects to achieve Presidential targets for housing - 2012	<p>Strategy A: Address disaster housing backlog fully in 2 year-time</p> <p>Strategy B: Upgrading/renovation of unsafe structures (risky houses)</p> <p>Strategy C: Identify land for building middle to high-income housing schemes for accommodation.</p>
15	Education	In 2009 matric results, Bushbuckridge attained the lowest results in the Mpumalanga Province which remains an area of concern. Moreover, overcrowding, high failure rate that could be attributed to poor infrastructure and facilities. There are other educational facilities which are currently not used for education purposes such as Mapulaneng and Hoxani colleges of Education. Currently there are two community libraries to serve the community of Bushbuckridge municipal area. Lack of FET colleges in the area contributes to the lower levels of education hence educational facilities are used as government department's offices.	<ul style="list-style-type: none"> • Improve or sustain ABET literacy class • Improve school management systems • Projects to achieve Presidential targets for education - 2008 basic primary 	<p>Strategy A: Contribute to the creation effective and efficient learning environment</p> <p>Strategy B: Instill culture of teaching/learning to educators and learners</p> <p>Strategy C: contribute to conduct capacity building for educators</p> <p>Strategy D: Provide vocational guidance to learners</p> <p>Strategy E: Increase utility resources and accessibility of farm schools</p> <p>Strategy F: contribute in the Improvement and sustain ABET classes by 80% in five years time</p> <p>Strategy G: contribute to Improve</p>

	Priority Issue	Problem Statement	Goals	Strategies
				schools management in the Municipal Jurisdiction.
16	Community Facilities	Community facilities remain a challenge in Bushbuckridge Local municipality since the municipality has only one Thusong Service Centre located in Casteel. The former T.L.C built community hall in remote areas and most of them are dilapidated and are white elephants. There are no community parks for children to play after school. Most of the graveyards are not fenced and some villages do not have graveyards and they bury in their yards.	To provide sufficient, well-maintained and accessible community facilities throughout the municipality.	Strategy A: Provide MPCCs to all communities Strategy B: Upgrade existing community facilities and establish new ones
17	Institutional Capacity/Arrangements	Shortage of skilled staff remains a challenge in expediting service delivery in particular within the technical and engineers fields for the smooth implementation of projects. Shortage of work-force in the Municipality is also a problem since the municipality has not yet achieved at-least 80% of the organogram. Lack of offices and equipments such as machines, trucks, vehicles, etc. hamper the smooth implementation of services.	Projects to achieve Presidential targets for BLM capacitating of employees - 2016	Strategy A: Implement recommended organizational structure of the municipality Strategy B: Formulate and implement proper procurement policy Strategy C: Speed up the transference of delegated functions to the municipality
18	Sports and Recreation	The Municipality has a challenge on construction of sports fields or facilities for the community. The municipality is concentrating on one type of sporting code which is soccer. There is a need of sports facilities which will cater for all the sporting codes. There is only one stadium which is not completed. This stadium must be completed and be upgraded to cater for all	Projects to achieve Presidential targets for sport & recreation - 2012	Strategy A: Develop a comprehensive sport and recreation policy for the municipality Strategy B: Have secure and well maintained sport and recreation amenities, e.g. stadiums, village level multi-purpose sport complex

	Priority Issue	Problem Statement	Goals	Strategies
		sporting codes and the community.		and community halls Strategy C: Promote performing arts within the municipality Strategy D: Develop visual arts (tourism)

SECTION I

9. KEY PERFORMANCE AREAS AND STRATEGIES

The municipal **objectives** and **strategies** should focus on the strategic intent of the municipality in achieving the vision and mission in relation to the identified **priority issues** and **projects respectively**.

9.1. KEY PERFORMANCE AREAS AND STRATEGIES

KPA: Basic Services and Infrastructure						
Goal: To develop and upgrade infrastructure that will assist the municipality to provide easy access to affordable and sustainable services and facilitate economic development						
Priority Issue	Project Objective	Measures		Target/Milestone	Date/Time Frame	Programme Budget
		Output/Baseline	Outcome/Indicator			
Water Infrastructure	Projects to achieve Presidential targets	All households provided with quality affordable water	80% satisfaction rate for household having access to quality water	100% of the total households in the municipal area	2016	R 1,273B

KPA: Basic Services and Infrastructure						
Goal: To develop and upgrade infrastructure that will assist the municipality to provide easy access to affordable and sustainable services and facilitate economic development						
Priority Issue	Project Objective	Measures		Target/Milestone	Date/Time Frame	Programme Budget
		Output/Baseline	Outcome/Indicator			Total Projects Allocation
Sanitation	Provide an adequate and appropriate sewer systems for the urban part of the municipality as well as VIP's for the rural conditions	60% of households with appropriate sewer systems for both rural and urban communities	80% of households having access to basic sanitation	100% of the total households in the municipal area	2016	R 298m
Electrification of Households	Provide affordable and reliable electricity to urban and rural areas in the municipality	80% of electrified homes for households earning incomes between R800 and R110	80% of households with affordable and reliable electricity	100% of total households with electricity in the municipal area	2016	R 89m
Roads and Bridges	Provide safe and appropriate road and storm water networks in the municipal areas	Safe road and storm water networks	Improved accessibility and safe roads between areas	Safe road and storm water network	2016	R 342m

KPA: Basic Services and Infrastructure						
Goal: To develop and upgrade infrastructure that will assist the municipality to provide easy access to affordable and sustainable services and facilitate economic development						
Priority Issue	Project Objective	Measures		Target/Milestone	Date/Time Frame	Programme Budget
		Output/Baseline	Outcome/Indicator			Total Projects Allocation
Waste Management and Refuse Removal	Provide a safe, effective and economical waste management and refuse disposal system	Households with access to waste management and refuse disposal system (per area or specific area and include time frame	90 % households satisfaction index	100% households	2016	R 14m
Transport	Promote an effective and affordable transport system to cater for the whole of the municipal area	Transport infrastructure and system projects implemented	Improved transport accessibility between the areas	Transport infrastructure and system projects	2016	R36m
Housing	Ensure that the housing need of people in the municipal area is met	Number of houses constructed	Number of households with basic housing	100% households with housing	2016	R 40m

KPA: Basic Services and Infrastructure						
Goal: To develop and upgrade infrastructure that will assist the municipality to provide easy access to affordable and sustainable services and facilitate economic development						
Priority Issue	Project Objective	Measures		Target/Milestone	Date/Time Frame	Programme Budget
		Output/Baseline	Outcome/Indicator			Total Projects Allocation
Cemeteries	Provide safe, appropriate and accessible burial space/cemetery space in the municipal area	Number of hectares of land acquired for cemeteries	Number of complaints from bereaved families	< 1 family with a complaint	2016	R 4m
Posts and Telecommunications	To ensure that a basic communication infrastructure is within reach of all the inhabitants in the municipal area	Number of projects on basic communication infrastructure implemented	Improved access to communication by inhabitants in the municipal area	Communication infrastructure projects	2016	R 6m
Land tenure and Land Use Management	Ensure lawful security of tenure	20% compliance with land tenure legislation	30 % of land security tenure	100% compliance of land tenure legislation	2016	R117m

9.2. Economic Development

KPA: Local Economic Development						
Goal: To accelerate economic development leading to increase in job creation and poverty alleviation						
Priority Issue [Programme]	Objective	Measures		Target	Date/ Time frame	Projects Budget
		Output	Outcome			
Local Economic Development	Ensure economic growth in all sectors of the economy in order to half poverty	3% of economic growth in all sectors of the economy	3% of economic growth or GDP contribution to the province	3% GDP for the area	2016	R 682m

9.3. Community Services

KPA: Community Services						
Goal: To improve the standard of living, literacy, healthcare and safety for the community of Bushbuckridge						
Priority Issue [Programme]	Objective	Measures		Target	Date	Programme Budget
		Output	Outcome			
Health	Promote the development of a healthy community and an effective healthcare environment	20 awareness programmes and campaigns conducted	<ul style="list-style-type: none"> ▪ 50 reduction in cases of deadly diseases ▪ Change in community behaviour 	< 15 cases a month	2016	R 240m
Social Welfare	Ensure improved living standards and promote humane living conditions for every member of society	80 of households with improved living standards and conditions	85% of households satisfaction index	5% increase in the household satisfaction index	2016	Sector department

KPA: Community Services							
Goal: To improve the standard of living, literacy, healthcare and safety for the community of Bushbuckridge							
Priority Issue [Programme]	Objective	Measures		Target	Date	Programme Budget	
		Output	Outcome			Total Allocation	Projects
Education	Promote the provision of effective education to all learners and equip people to lead a meaningful life	Number of schools and training centres established in the area	Number of learners and scholars with accredited qualifications	1000 Learners and 2000 scholars	2016, basic primary, other 2016	R 354m	
Safety and Security	Ensure a safe, secure and humane environment for inhabitants of the municipality	20% reduction in crime related incidents	30% reduction in crime statistics	30% reduction	2016	R 88m	
Sports and Recreation	Ensure accessibility to Sport and Recreation facilities for all the inhabitants of the municipal area	Number of sports and recreation facilities developed	Number of inhabitants having access to sports and recreation events at the municipal area facilities	100% inhabitants attending major sporting and recreational events	2016	R 58m	
Arts and Culture	Social and cultural integration as well as conservation of important cultural and historic sites	Preservation and maintenance of identified cultural and historical sites	Number of inhabitants having access to sports and recreation events at the municipal area facilities	100% inhabitants attending major sporting and recreational events	2016	Sector Dept.	

KPA: Community Services							
Goal: To improve the standard of living, literacy, healthcare and safety for the community of Bushbuckridge							
Priority Issue [Programme]	Objective	Measures		Target	Date	Programme Budget	
		Output	Outcome			Total Allocation	Projects
Emergency Services	Ensure fire-fighting and ambulance services which are safe, secure, humane, prompt and effective	Response time to emergencies in minutes	Improved response time to emergencies in minutes	At least 15 – 25 minutes for each category of emergency	2016	EDM	
Environmental Management	Ensure that the general environment is protected and promoted in a sustainable and ongoing way	Environmental Assessment Plan	60% achievement of environmental targets in the Environmental Assessment Plan	70% target achievement	2016	R 16M	

9.4. Institutional Transformation

KPA: Institutional Transformation and Development							
Goal: To cultivate institutional performance driven culture in order to achieve the municipal strategic objectives							
Priority Issue [Programme]	Objective	Measures		Target	Date	Programme Budget	
		Output	Outcome			Total Allocation	Projects
Training and Skills Development	Improve employee skills and competencies	100% of employees developing Personal	60% of performing employees contributing to productivity	75% of employees	2012	R 2m	

		Development Plan targets				
Recruitment to fill vacant post	Recruitment of competent and skilled personnel	45 posts filled	95% reduction in vacancy rate	15 employees at management level	2012	R 15M
Organisational Infrastructure	Implement and upgrade computer systems	ICT Plan implementation	Uptime availability and function of the system	98% uptime and running of the sys.	2012	R 1M

9.5. Democracy and Governance

KPA: Democracy and Governance							
Goal: Ensure an efficient and sustainable municipality in compliance with the Municipal Finance Management Act, Municipal Systems Act and other related legislative guidelines							
Priority [Programme]	Issue	Objective	Measures		Target	Date	Programme B Budget
			Output	Outcome			
Service Delivery Standards (Batho Pele)		Implementation of the Batho-Pele Principles	Batho-Pele Plan	Compliance with customer standards	100% compliance and customer satisfaction	2012	R 1.8m
Performance Management Systems		Develop appropriate key performance indicators	Number of quality key performance indicators	Number of KPIs used for reporting the IDP	According standards	2010	R 4.7m

9.6. Financial Viability and Management

KPA: Financial Viability and Management							
Goal: Improve Revenue generation; and that the is a sound financial management system in compliance with the municipal financial management system							
Priority [Programme]	Issue	Objective	Measures		Target	Date	Programme Budget
			Output	Outcome			
						Allocation	
Financial Management		Improve debtor revenue	Debtors to revenue ratio	Improved financial rating of the municipality	2% and below 8%	30 June 2010	

9.7. Public Participation and Good Governance

KPA: Public Participation and Good Governance							
Goal:							
Priority [Programme]	Issue	Objective	Measures		Target	Date	Programme Budget
			Output	Outcome			
						Allocation	
Public Participation and Good Governance		Improve public participation to enhance good governance	Accountability to the public	Improved reporting on the Annual Performance Report and the outcome of the AG	100% accountability to the Public	30 June 2011	

SECTION K

PROJECTS TO ACHIEVE SERVICE DELIVERY

BUSHBUCKRIDGE LOCAL MUNICIPALITY											
WATER PROJECTS											
Project ID	Project Name	Project Location	Project Beneficiaries	Project Objective	KEY Performance Indicator	Period Budget 2012/13	Budget 2013/14	Budget 2014/15	Budget 2015/16	Source of Funding	Implementing Agency
BLMW001	Acornhoek: Bulk main Terminal branch system (A5)	Acornhoek	Tsakane, Moripe, Brooklyn, Boelang	Provision of Water	Completion of bulk pipe line	2, 000, 000				MIG	BLM
BLMW002	Construction of 5ML reservoir	Acornhoek	Acornhoek	Provision of Water	Completion of reservoir	1 000 000				MIG	BLM
BLMW003	Water reticulation	Marite	Alexandria	Provision of Water	Number of households reticulated		3,000,000			EQ	BLM
BLMW009	Reticulation and yard meter connection	Acornhoek	Bophelong	Provision of Water	Number of households reticulated				2,000,000	EQ	BLM
BLMW013	Refurbishment of water reticulation and yard meter connection	Acornhoek	Brooklyn	Provision of Water	Number of households reticulated		3,000,000			EQ	BLM
BLMW015	Refurbishment of branch pipe from	Acornhoek	Buffelshoek	Provision of Water	Completion of bulk pipe line		3,280, 000			EQ	BLM

BUSHBUCKRIDGE LOCAL MUNICIPALITY

WATER PROJECTS

Project ID	Project Name	Project Location	Project Beneficiaries	Project Objective	KEY Performance Indicator	Period Budget 2012/13	Budget 2013/14	Budget 2014/15	Budget 2015/16	Source of Funding	Implementing Agency
	mainline to reservoir										
BLMW016	Reticulation and yard meter connection	Acornhoek	Buffelshoek	Provision of Water	Number of households reticulated				3,000,000	EQ	BLM
BLMW017	Reticulation and yard meter connection	Acornhoek	Burlington	Provision of Water	Number of households reticulated	800, 000	1,000,000			EQ	BLM
BLMW019	Reticulation and yard meter connection	Acornhoek	Ceko	Provision of Water	Number of households reticulated	800, 000	3,000, 000			EQ	BLM
BLMW020	Reticulation and yard meter connection	Acornhoek	Cottondale	Provision of Water	Number of households reticulated			3,000,000		EQ	BLM
BLMW021	Reticulation and yard meter connection	Acornhoek	Happy Dam	Provision of Water	Number of households reticulated		3,000,000			EQ	BLM
BLMW025	Water reticulation	Acornhoek	Ka-nkomo	Provision of Water	Number of households reticulated			1, 000, 000		EQ	BLM
BLMW027	Reticulation and yard meter connection	Acornhoek	Ka-Zitha	Provision of Water	Number of households reticulated		3,894,000			EQ	BLM
BLMW028	Reticulation and yard meter	Acornhoek	Kgapamadi	Provision of Water	Number of households reticulated			3,000,000		EQ	BLM

BUSHBUCKRIDGE LOCAL MUNICIPALITY

WATER PROJECTS

Project ID	Project Name	Project Location	Project Beneficiaries	Project Objective	KEY Performance Indicator	Period Budget 2012/13	Budget 2013/14	Budget 2014/15	Budget 2015/16	Source of Funding	Implementing Agency
	connection										
BLMW284	Reticulation and yard meter connection	Acornhoek	Khiyelani	Provision of Water	Number of households reticulated				2,000,000	EQ	BLM
BLMW285	Reticulation and yard meter connection	Acornhoek	Sekwatlaling	Provision of Water	Number of households reticulated				2,500,000	EQ	BLM
BLMW029	Yard meter connection	Acornhoek	Matsikitsane (fenyana)	Provision of Water	Number of households metered	1,000,000	1,000,000			EQ	BLM
BLMW030	Reticulation and yard meter connection	Acornhoek	Khalanyoni	Provision of Water	Number of households reticulated			3,000,000		EQ	BLM
BLMW031	Reticulation and yard meter connection	Acornhoek	Madile	Provision of Water	Number of households reticulated			3,000,000		EQ	BLM
BLMW032	Construction of Pump Stations to reservoir	Acornhoek	Madile (Tsakane)	Provision of Water	Completion of reservoir		4,000,000	4,000,000		MIG	BLM
BLMW033	Reticulation and yard meter connection	Acornhoek	Mamelodi	Provision of Water	Number of households reticulated			3,000,000		EQ	BLM
BLMW034	Reticulation and yard meter connection	Acornhoek	Mapaleng	Provision of Water	Number of households reticulated			3,000,000		EQ	BLM

BUSHBUCKRIDGE LOCAL MUNICIPALITY

WATER PROJECTS

Project ID	Project Name	Project Location	Project Beneficiaries	Project Objective	KEY Performance Indicator	Period Budget 2012/13	Budget 2013/14	Budget 2014/15	Budget 2015/16	Source of Funding	Implementing Agency
BLMW035	Water reticulation	Acornhoek	Maromeng	Provision of Water	Number of households reticulated		4,000,000			EQ	BLM
BLMW036	Bulk water supply	Acornhoek	Masingitana	Provision of Water	Completion of bulk pipe line		2,000,000			MIG	BLM
BLMW286	Reticulation and yard meter connection	Acornhoek	Mahashe	Provision of Water	Number of households reticulated			4,000,000			
BLMW037	Reticulation and yard meter connection	Acornhoek	Masingitana	Provision of Water	Number of households reticulated			3,000,000		EQ	BLM
BLMW038	Reticulation and yard meter connection	Acornhoek	Mohlatsi	Provision of Water	Number of households reticulated			3,000,000		EQ	BLM
BLMW039	Yard meter connection	Acornhoek	Mooiset	Provision of Water	Number of households reticulated		3,000,000			EQ	BLM
BLMW040	Reticulation and yard meter connection	Acornhoek	Morekeng	Provision of Water	Number of households reticulated			4,000,000		EQ	BLM
BLMW041	Reticulation and yard meter connection	Acornhoek	Morele	Provision of Water	Number of households reticulated			3,000,000		EQ	BLM
BLMW042	Water reticulation	Acornhoek	Moloro	Provision of Water	Number of households reticulated	700, 000	500,000			EQ	BLM

BUSHBUCKRIDGE LOCAL MUNICIPALITY

WATER PROJECTS

Project ID	Project Name	Project Location	Project Beneficiaries	Project Objective	KEY Performance Indicator	Period Budget 2012/13	Budget 2013/14	Budget 2014/15	Budget 2015/16	Source of Funding	Implementing Agency
BLMW043	Water reticulation	Acornhoek	Nkotobona	Provision of Water	Number of households reticulated	700, 000	500,000			EQ	BLM
BLMW044	yard meter connection	Acornhoek	Orpengate RDP	Provision of Water	Number of households metered		4,000,000	4,000,000		EQ	BLM
BLMW045	Reticulation and yard meter connection	Acornhoek	Plaza View	Provision of Water	Number of households reticulated		2,500,000	2,500,000		EQ	BLM
BLMW046	Refurbishment of 3 boreholes and connection to reservoirs	Acornhoek	Phelandaba	Provision of Water	Number of Boreholes refurbished and households reticulated		2, 500, 000			EQ	BLM
BLMW287	Reticulation and yard meter connection	Acornhoek	Tintswalo Village	Provision of Water	Number of households reticulated				3, 000, 000	EQ	BLM
BLMW288	Reticulation and yard meter connection	Acornhoek	Tshabelang	Provision of Water	Number of households reticulated			3,000,000		EQ	BLM
BLMW047	Reticulation and yard meter connection	Acornhoek	Powerline	Provision of Water	Number of households reticulated		3,000,000			EQ	BLM
BLMW048	Construction of Concrete Reservoir	Acornhoek	Rooiboklaagte A	Provision of Water	Completion of reservoir		1,000,000			EQ	BLM
BLMW049	Construction	Acornhoek	Rooiboklaag	Provision	Completion		2,000,000			MIG	BLM

BUSHBUCKRIDGE LOCAL MUNICIPALITY

WATER PROJECTS

Project ID	Project Name	Project Location	Project Beneficiaries	Project Objective	KEY Performance Indicator	Period Budget 2012/13	Budget 2013/14	Budget 2014/15	Budget 2015/16	Source of Funding	Implementing Agency
	of Branchline from main line Pipe to reservoir		te A	of Water	of bulk pipe line						
BLMW050	Construction of Branchline from main line Pipe to reservoir	Acornhoek	Rooiboklaagte B	Provision of Water	Completion of bulk pipe line		2,000,000			MIG	BLM
BLMW051	Construction of Concrete Reservoir	Acornhoek	Rooiboklaagte B	Provision of Water	Completion of reservoir		1,000,000			EQ	BLM
BLMW052	Reticulation and yard meter connection	Acornhoek	Rooiboklaagte B	Provision of Water	Number of households reticulated		4,000,000	4,000,000		EQ	BLM
BLMW053	Inyaka Bulk supply- Buffelshoek and Okkernootboom (B2)	Acornhoek	Ka-zitha to Timbavati Okkernootboom Buffelshoek	Provision of Water	Completion of bulk pipe line	7,500,000	7,500,000	7,000,000		MIG	BLM
BLMW054	Reticulation and yard meter connection	Acornhoek	Sigagule	Provision of Water	Number of households reticulated			2,000,000		EQ	BLM
BLMW055	Reticulation and yard meter connection	Acornhoek	Technical Village	Provision of Water	Number of households reticulated			4,000,000		EQ	BLM
BLMW056	Construction of pipeline	Acornhoek	Timbavati	Provision of Water	Completion of bulk pipe		4,652,000			MIG	BLM

BUSHBUCKRIDGE LOCAL MUNICIPALITY

WATER PROJECTS

Project ID	Project Name	Project Location	Project Beneficiaries	Project Objective	KEY Performance Indicator	Period Budget 2012/13	Budget 2013/14	Budget 2014/15	Budget 2015/16	Source of Funding	Implementing Agency
	from main line to reservoir				line						
BLMW057	Construction of Reservoir	Acornhoek	Timbavati	Provision of Water	Completion of reservoir		4,474,000			EQ	BLM
BLMW290	Reticulation and yard meter connection	Acornhoek	Tiakeni	Provision of Water	Number of households reticulated			4,000,000		EQ	BLM
BLMW058	Reticulation and yard meter connection	Acornhoek	Timbavati	Provision of Water	Number of households reticulated		4,500,000	4,500,000		EQ	BLM
BLMW059	Reticulation and yard meter connection	Acornhoek	Tintswalo Village	Provision of Water	Number of households reticulated			3,000,000		EQ	BLM
BLMW060	Construction of Concrete Reservoir	Acornhoek	Tsakane (Modiambongolo)	Provision of Water	Completion of reservoir		5,040,000			EQ	BLM
BLMW061	Reticulation and yard meter connection	Acornhoek	Tsakane (Modiambongolo)	Provision of Water	Number of households reticulated		3,000,000			EQ	BLM
BLMW062	Reticulation and yard meter connection	Acornhoek	Wits	Provision of Water	Number of households reticulated			3,000,000		EQ	BLM
BLMW291	Reticulation and yard meter	Acornhoek	Zombo	Provision of Water	Number of households reticulated				4,000,000	EQ	BLM

BUSHBUCKRIDGE LOCAL MUNICIPALITY

WATER PROJECTS

Project ID	Project Name	Project Location	Project Beneficiaries	Project Objective	KEY Performance Indicator	Period Budget 2012/13	Budget 2013/14	Budget 2014/15	Budget 2015/16	Source of Funding	Implementing Agency
	connection										
BLMW063	Water reticulation	Acornhoek	Zimbabwe Greenvalley	Provision of Water	Number of households reticulated		4,000,000	3,000,000		EQ	BLM
BLMW064	Construction of Reservoir 1ML & 4ML	Agincourt	Agincourt	Provision of Water	Completion of reservoir			5,472,000		MIG	BLM
BLMW065	Inyaka bulk supply- in Agincourt and surrounding areas(B22)	Agincourt	Agincourt Ka-masuku Newington A, B & C	Provision of Water	Completion of bulk pipe line	30,200,000	6,000,000			MIG	BLM
BLMW066	Water reticulation phase 2	Agincourt	Agincourt	Provision of Water	Number of households reticulated	1,000,000	4,000,000			EQ	BLM
BLMW067	Construction of 500kl reservoir	Agincourt	Croquetlawn	Provision of Water	Completion of reservoir			1,140,000		EQ	BLM
BLMW068	Construction of pipeline from main pipe to reservoir	Agincourt	Croquetlawn B	Provision of Water	Completion of bulk pipe line			8,880,000		MIG	BLM
BLMW069	Construction of reservoir	Agincourt	Cunningmore B	Provision of Water	Completion of bulk pipe line		2,000,000			EQ	BLM
BLMW070	Reticulation and yard meter connection	Agincourt	Cunningmore B	Provision of Water	Number of households reticulated			3,000,000		EQ	BLM

BUSHBUCKRIDGE LOCAL MUNICIPALITY

WATER PROJECTS

Project ID	Project Name	Project Location	Project Beneficiaries	Project Objective	KEY Performance Indicator	Period Budget 2012/13	Budget 2013/14	Budget 2014/15	Budget 2015/16	Source of Funding	Implementing Agency
BLMW071	Construction of pipeline from main pipe to reservoir	Agincourt	Cunningmore B	Provision of Water	Completion of bulk pipeline		2,000,000			MIG	BLM
BLMW072	Construction of pipeline from main pipe to reservoir	Agincourt	Dumphries	Provision of Water	Completion of bulk pipeline		7,000,000			MIG	BLM
BLMW073	Construction of concrete reservoir	Agincourt	Dumphries	Provision of Water	Completion of reservoir		1,000,000			EQ	BLM
BLMW074	Reticulation and yard meter connection	Agincourt	Dumphries	Provision of Water	Number of households reticulated		700,000			EQ	BLM
BLMW075	Reticulation and yard meter connection	Agincourt	Dumphries A	Provision of Water	Number of households reticulated		3,000,000	3,000,000		EQ	BLM
BLMW077	Construction of pipeline from main pipe to reservoir	Agincourt	Ireagh A (Kamasuku)	Provision of Water	Completion of bulk pipeline			1,586,000		MIG	BLM
BLMW078	Construction of pipe from Newington to Kamasuku	Agincourt	Ireagh A (Kamasuku)	Provision of Water	Completion of bulk pipeline			191,000		MIG	BLM
BLMW079	Construction of Reservoir	Agincourt	Ireagh A (Kamasuku)	Provision of Water	Completion of reservoir			1,596,000		EQ	BLM

BUSHBUCKRIDGE LOCAL MUNICIPALITY

WATER PROJECTS

Project ID	Project Name	Project Location	Project Beneficiaries	Project Objective	KEY Performance Indicator	Period Budget 2012/13	Budget 2013/14	Budget 2014/15	Budget 2015/16	Source of Funding	Implementing Agency
BLMW080	Reticulation and yard meter connection	Agincourt	Ireagh A (Kamasuku)	Provision of Water	Number of households reticulated			2,500,000		EQ	BLM
BLMW081	Reticulation and yard meter connection	Agincourt Lillydale	Ximhungwe	Provision of Water	Number of households reticulated		3,000,000			EQ	BLM
BLMW082	Reticulation and yard meter connection	Agincourt	M.P. Stream(Kopeni)	Provision of Water	Number of households reticulated			3,000,000		EQ	BLM
BLMW292	Reticulation and yard meter connection	Agincourt	Manyakatan e	Provision of Water	Number of households reticulated				2,500,000	EQ	BLM
BLMW293	Reticulation and yard meter connection	Agincourt	Khomanani	Provision of Water	Number of households reticulated				4,000,000	EQ	BLM
BLMW083	Construction of Pump station	Agincourt	Newington A	Provision of Water	Completion of pump station			322,000		EQ	BLM
BLMW084	Construction of Reservoir	Agincourt	Newington A	Provision of Water	Completion of reservoir			1,076,000		EQ	BLM
BLMW085	Reticulation and yard meter connection	Agincourt	Newington A	Provision of Water	Number of households reticulated		3,000,000			EQ	BLM
BLMW092	Reticulation and yard meter	Agincourt	Xanthia (Sick line)	Provision of Water	Number of households reticulated			3,000,000		EQ	BLM

BUSHBUCKRIDGE LOCAL MUNICIPALITY

WATER PROJECTS

Project ID	Project Name	Project Location	Project Beneficiaries	Project Objective	KEY Performance Indicator	Period Budget 2012/13	Budget 2013/14	Budget 2014/15	Budget 2015/16	Source of Funding	Implementing Agency
	connection										
BLMW091	Installation of booster pump station and refurbishment of pipes	Agincourt	Xanthia	Provision of Water	Completion of pump station	1, 500, 000				EQ	BLM
BLMW099	Reticulation and yard meter connection	Casteel	Casteel	Provision of Water	Number of households reticulated		900,000			EQ	BLM
BLMW327	Reticulation and yard meter connection	Casteel	Ga-moreku	Provision of Water	Number of households reticulated			3,000,000		EQ	BLM
BLMW101	Reticulation and yard meter connection	Casteel	Craighburn (Benoni)	Provision of Water	Number of households reticulated		1,500,000	1,500,000		EQ	BLM
BLMW102	Acornhoek Bulk Main : Craighburn/Rooiboklaagte branch system(A6)	Casteel	Craighburn Rooiboklaagte A&B Mkhululine New-line Ga-joseph	Provision of Water	Completion of bulk pipe line	13,300, 000				MIG	BLM
BLMW103	Water Reticulation	Casteel	Dikwenkwen	Provision of Water	Number of households reticulated		3,000,000			EQ	BLM
BLMW105	Construction of reservoir in various areas B7	Casteel Dwarsloop	Ga-Joseph Boikhutso Dwarsloop trust Motibidi	Provision of Water	Completion of reservoir	1, 000, 000				MIG	BLM

BUSHBUCKRIDGE LOCAL MUNICIPALITY

WATER PROJECTS

Project ID	Project Name	Project Location	Project Beneficiaries	Project Objective	KEY Performance Indicator	Period Budget 2012/13	Budget 2013/14	Budget 2014/15	Budget 2015/16	Source of Funding	Implementing Agency
			Saselani								
BLMW106	Reticulation and yard meter connection	Casteel	Ga-Joseph	Provision of Water	Number of households reticulated			3,000,000		EQ	BLM
BLMW110	Reticulation and yard meter connection	Casteel	Mkhululine	Provision of Water	Number of households reticulated		4,000,000	2,000,000		EQ	BLM
BLMW111	Reticulation and yard meter connection	Casteel	Mosipa	Provision of Water	Number of households reticulated			2,500,000		EQ	BLM
BLMW294	Reticulation and yard meter connection	Casteel	New line	Provision of Water	Number of households reticulated				1,500,000	EQ	BLM
BLMW121	Reticulation and yard meter connection	Casteel	Wales A	Provision of Water	Number of households reticulated			2,000,000		EQ	BLM
BLMW120	Water reticulation	Dwarsloop	Arthurstone (Tshamisekani)	Provision of Water	Number of households reticulated		1,500,000			EQ	BLM
BLMW295	Water reticulation	Dwarsloop	Kutung	Provision of Water	Number of households reticulated			3,000,000		EQ	BLM
BLMW296	Water reticulation	Dwarsloop	Boikhutso	Provision of Water	Number of households reticulated				3,000,000	EQ	BLM

BUSHBUCKRIDGE LOCAL MUNICIPALITY

WATER PROJECTS

Project ID	Project Name	Project Location	Project Beneficiaries	Project Objective	KEY Performance Indicator	Period Budget 2012/13	Budget 2013/14	Budget 2014/15	Budget 2015/16	Source of Funding	Implementing Agency
BLMW297	Water reticulation	Dwarsloop	Saselani	Provision of Water	Number of households reticulated		4,000,000			EQ	BLM
BLMW298	Water reticulation	Dwarsloop	Motibidi	Provision of Water	Number of households reticulated			3,000,000		EQ	BLM
BLMW134	Refurbishment Bulk pipe	Hluvukani	Clare A (New Settlement)	Provision of Water	Completion of bulk pipe line		4,000,000			MIG	BLM
BLMW136	Water reticulation	Hluvukani	Clare (CRDP)	Provision of Water	Number of households reticulated	1,000,000	1,000,000			EQ	BLM
BLMW137	Refurbishment of bulk pipe	Hluvukani	Eglington B (Share) (CRDP)	Provision of Water	Completion of bulk pipe line		2,000,000			MIG	BLM
BLMW140	Reticulation and yard meter connection	Hluvukani	Hluvukani PHP (CRDP)	Provision of Water	Number of households reticulated		2,000,000			EQ	BLM
BLMW141	Construction of bulk distribution network Hluvukani and surrounding areas (B12)	Hluvukani	Wolverdiend Manyeleti Camp Eglington C Thhavekisa Seville Hlalakahle Thorndale (CRDP)	Provision of Water	Completion of bulk pipe line	20,000,000	10,000,000	10,000,000		MIG	BLM
BLMW143	Construction of pipeline from	Hluvukani	Hlalakahle (CRDP)	Provision of Water	Completion of bulk pipe line			3,265,000		MIG	BLM

BUSHBUCKRIDGE LOCAL MUNICIPALITY

WATER PROJECTS

Project ID	Project Name	Project Location	Project Beneficiaries	Project Objective	KEY Performance Indicator	Period Budget 2012/13	Budget 2013/14	Budget 2014/15	Budget 2015/16	Source of Funding	Implementing Agency
	Hlalahle to Manyeleti camp										
BLMW145	Water reticulation phase 2	Hluvukani	Ludlow (CRDP)	Provision of Water	Number of households reticulated	1, 500, 000	3,000,000	3,000,000		EQ	BLM
BLMW299	Reticulation and yard meter connection	Hluvukani	Islington	Provision of Water	Number of households reticulated				4,000,000	EQ	BLM
BLMW300	Reticulation and yard meter connection	Hluvukani	Share	Provision of Water	Number of households reticulated				3,000,000	EQ	BLM
BLMW147	Reticulation and yard meter connection	Hluvukani	Thorndale	Provision of Water	Number of households reticulated			3,000,000		EQ	BLM
BLMW148	Construction of bulk line from Ludlow bulk to Hlabekisa phase 2 (B9)	Hluvukani	Tlhavekisa (CRDP)	Provision of Water	Completion of bulk pipe line	30,100, 000				MIG	BLM
BLMW149	Reticulation and yard meter connection	Hluvukani	Utah A & B	Provision of Water	Number of households reticulated			2,500,000		EQ	BLM
BLMW161	Bulk Water Supply to Belfast, Huntington &	Lillydale	Justicia B Belfast Mabarhule Huntington	Provision of Water	Completion of bulk pipe line	25, 800, 000	6, 000, 000	25, 000, 000		MIG	BLM

BUSHBUCKRIDGE LOCAL MUNICIPALITY

WATER PROJECTS

Project ID	Project Name	Project Location	Project Beneficiaries	Project Objective	KEY Performance Indicator	Period Budget 2012/13	Budget 2013/14	Budget 2014/15	Budget 2015/16	Source of Funding	Implementing Agency
	Justicia (B21)		Rhulani Sommerset								
BLMW162	Inyaka water bulk supply (B20)	Lillydale	Lillydale Metsi Kildare	Provision of Water	Completion of bulk pipe line	1,600,000				MIG	BLM
BLMW163	Water reticulation	Lillydale	Sommerset PHP- 300	Provision of Water	Access of water	1, 500, 000				EQ	BLM
BLMW166	Reticulation and yard meter connection	Lillydale	Kildare A (Kamalamule)	Provision of Water	Number of households reticulated			3,000,000		EQ	BLM
BLMW176	Water reticulation	Lillydale	Metsi (Ireagh B)		Number of households reticulated		2, 500, 000			EQ	BLM
BLMW179	Reticulation and yard meter connection	Lillydale	Huntington	Provision of Water	Number of households reticulated			3,000,000		EQ	BLM
BLMW301	Reticulation and yard meter connection	Lillydale	Belfast	Provision of Water	Number of households reticulated				3,000,000	EQ	BLM
BLMW302	Reticulation and yard meter connection	Lillydale	Justicia	Provision of Water	Number of households reticulated			3,000,000		EQ	BLM
BLMW183	Water reticulation	Mariti	Madiyana	Provision of Water	Number of households reticulated		1, 500, 000			EQ	BLM
BLMW303	Water reticulation	Mariti	Mathipe	Provision of Water	Number of households			2,000,000		EQ	BLM

BUSHBUCKRIDGE LOCAL MUNICIPALITY

WATER PROJECTS

Project ID	Project Name	Project Location	Project Beneficiaries	Project Objective	KEY Performance Indicator	Period Budget 2012/13	Budget 2013/14	Budget 2014/15	Budget 2015/16	Source of Funding	Implementing Agency
					reticulated						
BLMW304	Water reticulation	Mariti	Mathibela	Provision of Water	Number of households reticulated				2,500,000	EQ	BLM
BLMW305	Water reticulation	Mariti	Marongwane	Provision of Water	Number of households reticulated			1,500,000		EQ	BLM
BLMW306	Water reticulation	Mariti	Tel Aviv	Provision of Water	Number of households reticulated			2,000,000		EQ	BLM
BLMW307	Water reticulation	Mariti	Sandford	Provision of Water	Number of households reticulated		1,500,000			EQ	BLM
BLMW219	Bulk water supply and construction of reservoir phase 2(B 6)	Mariti	Mariti Alexandria	Provision of Water	Completion of bulk pipe line	7,600,000				MIG	BLM
BLMW196	Water reticulation	Mariti	Carlton	Provision of bulk Water	Number of households reticulated	1,000,000	5,000,000	5,000,000		EQ	BLM
BLMW195	Bulk water supply, Marite and surrounding areas (A10)	Mariti	Mariti	Provision of Water	Completion of bulk pipe line	6,700,000				MIG	BLM
BLMW198	Reticulation and yard meter connection	Maviljan	Masana	Provision of Water	Number of households reticulated		1,500,000	1,500,000		EQ	BLM
BLMW199	Reticulation and yard	Maviljan	Matengteng	Provision of Water	Number of households			3,000,000		EQ	BLM

BUSHBUCKRIDGE LOCAL MUNICIPALITY

WATER PROJECTS

Project ID	Project Name	Project Location	Project Beneficiaries	Project Objective	KEY Performance Indicator	Period Budget 2012/13	Budget 2013/14	Budget 2014/15	Budget 2015/16	Source of Funding	Implementing Agency
	meter connection				reticulated						
BLMW197	Reconstruction of reservoir	Maviljan	Springs	Provision of Water	Completion of reservoir	2, 000, 000	2, 000, 000			EQ	BLM
BLMW200	Installation of booster pump	Maviljan	Mphenyatsatsi	Provision of Water	Completion of bulk pipe line	700, 000	4,000,000			EQ	BLM
BLMW201	Bulk line from Masana Reservoir to Mphenyatsatsi	Maviljan	Mphenyatsatsi	Provision of Water	Completion of bulk pipe line	4,000,000				MIG	BLM
BLMW308	Reticulation and yard meter connection	Maviljan	Mountain view	Provision of Water	Number of households reticulated				4,000,000	EQ	BLM
BLMW309	Reticulation and yard meter connection	Maviljan	Springs	Provision of Water	Number of households reticulated				3,000,000	EQ	BLM
BLMW310	Reticulation and yard meter connection	Maviljan	Shangaanhill	Provision of Water	Number of households reticulated			4,000,000		EQ	BLM
BLMW202	Water reticulation	Mkhuhlu	Cork	Provision of Water	Number of households reticulated		2,000,000			EQ	BLM
BLMW205	Reticulation and yard meter connection	Mkhuhlu	Calcutta A,B,C	Provision of Water	Number of households reticulated	1,000,000	4,000,000	3,000,000		EQ	BLM
BLMW203	Water	Mkhuhlu	Bukuta	Provision	Number of				3, 000,	EQ	BLM

BUSHBUCKRIDGE LOCAL MUNICIPALITY

WATER PROJECTS

Project ID	Project Name	Project Location	Project Beneficiaries	Project Objective	KEY Performance Indicator	Period Budget 2012/13	Budget 2013/14	Budget 2014/15	Budget 2015/16	Source of Funding	Implementing Agency
	reticulation			of Water	households reticulated				000		
BLMW204	Water reticulation Water reticulation	Mkhuhlu	Thulani	Provision of Water	Number of households reticulated	1,000,000	3,000,000	3,000,000	2,000,000	EQ	BLM
BLMW311	Water reticulation	Mkhuhlu	Mkhuhlu RDP	Provision of Water	Number of households reticulated			3,000,000		EQ	BLM
BLMW312	Water reticulation	Mkhuhlu	Madras	Provision of Water	Number of households reticulated		4,000,000			EQ	BLM
BLMW313	Water reticulation	Mkhuhlu	Tekamahala	Provision of Water	Number of households reticulated			3,000,000		EQ	BLM
BLMW314	Water reticulation	Mkhuhlu	Tsema-marhumbu	Provision of Water	Number of households reticulated				2,000,000	EQ	BLM
BLMW315	Water reticulation	Mkhuhlu	Bukuta	Provision of Water	Number of households reticulated			2,000,000			
BLMW210	Water reticulation	Mkhuhlu	Goromani	Provision of Water	Number of households reticulated	1,200,000	4,000,000	5,000,000		EQ	BLM
BLMW212	Hoxani Treatment works Module 6&7	Mkhuhlu	Lillydale Mkhuhlu	Provision of Water	Purification of water	20,000,000 (BLM) 9,000,000 (MLM) 5,				MIG	BLM Mbombela DWA

BUSHBUCKRIDGE LOCAL MUNICIPALITY

WATER PROJECTS

Project ID	Project Name	Project Location	Project Beneficiaries	Project Objective	KEY Performance Indicator	Period Budget 2012/13	Budget 2013/14	Budget 2014/15	Budget 2015/16	Source of Funding	Implementing Agency
						500 000 (DWA)					
BLMW213	Refurbishment of Pump station	Mkhuhlu	Mashoname ni	Provision of Water	Completion of bulk pipe line			307,000		EQ	BLM
BLMW220	Construction of bulk water supply(B18)	Mkhuhlu Agincourt Lillydale	Mkhuhlu Agincourt Lillydale	Provision of Water	Completion of bulk pipe line	4, 000, 000	6, 000, 000			MIG	BLM
BLMW221	Reticulation and yard meter connection	Mkhuhlu	Teka-Mahala	Provision of Water	Number of households reticulated			2,000,000		EQ	BLM
BLMW222	Reticulation and yard meter connection	Mkhuhlu	Hlalahahle	Provision of Water	Number of households reticulated		1, 000, 000			EQ	BLM
BLMW224	Reticulation and yard meter connection	Shatale	Hlangwane (Rainbow)	Provision of Water	Number of households reticulated			3,000,000		EQ	BLM
BLMW225	Reticulation and yard meter connection	Shatale	Madjembeni	Provision of Water	Number of households reticulated			3,000,000		EQ	BLM
BLMW227	Reticulation and yard meter connection	Shatale	Mandela (Kofifi)	Provision of Water	Number of households reticulated			2,000,000		EQ	BLM
BLMW228	Water reticulation	Shatale	Mandela Village (Shatale)	Provision of Water	Number of households reticulated		2, 000, 000			EQ	BLM
BLMW230	Water	Shatale	Rivoni ext	Provision	Number of		2, 000, 000			EQ	BLM

BUSHBUCKRIDGE LOCAL MUNICIPALITY

WATER PROJECTS

Project ID	Project Name	Project Location	Project Beneficiaries	Project Objective	KEY Performance Indicator	Period Budget 2012/13	Budget 2013/14	Budget 2014/15	Budget 2015/16	Source of Funding	Implementing Agency
	reticulation			of Water	households reticulated						
BLMW316	Water reticulation	Shatale	Madjembeni	Provision of Water	Number of households reticulated			4,000,000		EQ	BLM
BLMW317	Water reticulation	Shatale	Dospan	Provision of Water	Number of households reticulated				3,000,000	EQ	BLM
BLMW231	Shatale branch terminal	Shatale	Shatale	Provision of Water	Completion of bulk pipe line		1,000,000				
BLMW239	Construction of bulk water supply(B13)	Shatale	Orinoco Shatale Violetbank	Provision of Water	Completion of bulk pipe line	13,200,000	7,500,000			MIG	BLM
BLMW318	Water reticulation	Shatale	Orinoco	Provision of Water	Number of households reticulated				2,000,000	EQ	BLM
BLMW319	Water reticulation	Shatale	Masakeng	Provision of Water	Number of households reticulated			2,000,000		EQ	BLM
BLMW320	Water reticulation	Shatale	Violetbank	Provision of Water	Number of households reticulated				3,000,000	EQ	BLM
BLMW321	Water reticulation	Shatale	Relani	Provision of Water	Number of households reticulated		4,000,000			EQ	BLM
BLMW322	Water reticulation	Shatale	Mathule	Provision of Water	Number of households reticulated			3,000,000		EQ	BLM
BLMW323	Water reticulation	Shatale	Thabakgolo	Provision of Water	Number of households				2,000,000	EQ	BLM

BUSHBUCKRIDGE LOCAL MUNICIPALITY

WATER PROJECTS

Project ID	Project Name	Project Location	Project Beneficiaries	Project Objective	KEY Performance Indicator	Period Budget 2012/13	Budget 2013/14	Budget 2014/15	Budget 2015/16	Source of Funding	Implementing Agency
					reticulated						
BLMW245	Construction of Bulk distribution network, Thulamahash e, Dingleydale, Chochocho and surrounding areas phase 3(B4)	Thulamah ashe	Chochocho Dingleydale Athol Islington Edinburgh Thulamahashe Tshunelani	Provision of Water	Completion of bulk pipe line	8, 000, 000	5, 000, 000			MIG	BLM
BLMW248	Upgrading of reticulation and installation of water meter connection Phase 2	Thulamah ashe	Allandale B	Provision of Water	Number of households reticulated	1,500,000	3,000,000			EQ	BLM
BLMW249	Reticulation and yard meter connection	Thulamah ashe	Borheni	Provision of Water	Number of households reticulated			3,000,000		EQ	BLM
BLMW250	Reticulation and yard meter connection	Thulamah ashe	Dark city	Provision of Water	Number of households reticulated		3,000,000	1,000,000		EQ	BLM
BLMW251	Water Reticulation	Thulamah ashe	Dingleydale B	Provision of Water	Number of households reticulated	1, 500, 000	6,000,000			EQ	BLM
BLMW256	Reticulation	Thulamah	Hokwe	Provision	Number of			2,000,000		EQ	BLM

BUSHBUCKRIDGE LOCAL MUNICIPALITY

WATER PROJECTS

Project ID	Project Name	Project Location	Project Beneficiaries	Project Objective	KEY Performance Indicator	Period Budget 2012/13	Budget 2013/14	Budget 2014/15	Budget 2015/16	Source of Funding	Implementing Agency
	and yard meter connection	ashe		of Water	households reticulated						
BLMW258	Water reticulation	Thulamahashe	Dumphries B	Provision of Water	Number of households reticulated		4, 000, 000	3, 000, 000		EQ	BLM
BLMW259	Water reticulation	Thulamahashe	Dumphries C	Provision of Water	Number of households reticulated				3, 000, 000	EQ	BLM
BLMW260	Water reticulation	Thulamahashe	MP Stream	Provision of Water	Number of households reticulated	1,500, 000	4,000,000	3,000,000		EQ	BLM
BLMW261	Water reticulation	Thulamahashe	Kumani	Provision of Water	Number of households reticulated	1, 500, 000	4,500,000			EQ	BLM
BLMW263	Reticulation and yard meter connection	Thulamahashe	New Forest A	Provision of Water	Number of households reticulated		3,000,000			EQ	BLM
BLMW273	Water reticulation	Thulamahashe	Zola Songeni Mambhumbu	Provision of Water	Number of households reticulated	1, 500, 000	4,500,000			EQ	BLM
BLMW274	Re-construction of Acornhoek bulk line	Acornhoek	Acornhoek	Provision of Water	Completion of bulk pipe line	73,358,000	21, 000, 000	20, 000, 000		DWA	DWA
BLMW280	Installation of water meters phase 4	BLM	All regions(CBD areas)	Provision of Water	Number of households metered	6, 000, 000				MIG	BLM
BLMW281	Construction	Thulamahashe	Thulamahashe	Provision	Purification	2, 000,				EQ	BLM

BUSHBUCKRIDGE LOCAL MUNICIPALITY

WATER PROJECTS

Project ID	Project Name	Project Location	Project Beneficiaries	Project Objective	KEY Performance Indicator	Period Budget 2012/13	Budget 2013/14	Budget 2014/15	Budget 2015/16	Source of Funding	Implementing Agency
	of water service laboratory	ashe	he	of Water	of water	000					
BLMW282	Bulk water supply B3	Acornhoek	Ka-zitha Okkernooitboom Timbavati	Provision of Water	Completion of bulk pipe line	11,000,000	8, 500, 000	5, 000, 000		MIG	BLM
BLMW283	Bulk water supply (B14)	Thulamahashe	New forest	Provision of Water	Completion of bulk pipe line	3, 000, 000	3, 000, 000			MIG	DWA
BLMW324	Inyaka Bulk principal consultant	BLM	All regions	Provision of Water	Completion of bulk pipe line	3, 000, 000	4, 950, 000	5, 122, 000		EQ	BLM
BLMW325	Convention of inyaka from single to multi-purpose dam	Maviljan	All regions	Provision of Water	Access of water		20,000,000			MIG	DWA
BLMW326	Rain water harvesting	BLM	All regions	Provision of Water	Access of water			10.000.000		MIG	DWA
BLMW327	Drilling of 10 boreholes, provision of elevated tanks and water reticulation to 80 households	Hluvukani	Ward 30, 33 34 & 37 (CRDP)	Provision of Water	Completion of reservoir	8, 650 000				DARDLA	DARDLA
BLMW328	Refurbishment programme	BLM	All regions	Provision of Water	Refurbishment of pipes	16, 364 000				DWA	DWA

BUSHBUCKRIDGE LOCAL MUNICIPALITY

SANITATION PROJECTS

Project ID	Project Name and number of units	Project Location	Project Beneficiaries	Project Objectives	Key Performance Indicator	Period Budget 2012/13	Budget 2013/14	Budget 2014/15	Budget 2015/16	Source of Funding	Implementing Agency
BLMS001	Construction of Sewerage plant and reticulation phase 1(WWTW)	Acornhoek	Acornhoek and surrounding areas	provision of Sanitation infrastructure	Completion of sewerage bulk and number of households reticulated	3, 500, 000				MIG	BLM
BLMS011	Sewer reticulation Pipes	Acornhoek	Acornhoek and surrounding areas	provision of Sanitation infrastructure	Number of households reticulated		3, 000, 000			EQ	BLM
BLMS002	Rural sanitation for all regions (VIP toilets)	BBR Community	All regions	provision of Sanitation infrastructure	Number of households with toilets	38, 000, 000	27, 500, 000	31, 263, 000	10, 000, 000	MIG	BLM
BLMS003	Upgrading of Sewerage Plant (WWTW)	Dwarsloop	Dwarsloop	provision of Sanitation infrastructure	Completion of sewerage plant	2, 000, 000	6, 500, 000	8,000,000		EQ	BLM
BLMS004	Sewerage reticulation Pipes	Dwarsloop	Dwarsloop	provision of Sanitation infrastructure	Number of households with reticulated		1, 500, 000			EQ	BLM

BUSHBUCKRIDGE LOCAL MUNICIPALITY

SANITATION PROJECTS

Project ID	Project Name and number of units	Project Location	Project Beneficiaries	Project Objectives	Key Performance Indicator	Period Budget 2012/13	Budget 2013/14	Budget 2014/15	Budget 2015/16	Source of Funding	Implementing Agency
BLMS005	Upgrading of Sewerage Treatment works	Maviljan	Maviljan	provision of Sanitation infrastructure	Completion of sewerage plant	15,000,000	10, 000, 000	5, 000, 000		EQ	BLM
BLMS009	Sewer reticulation Pipes	Maviljan	Maviljan	provision of Sanitation infrastructure	Number of households with reticulated				10, 500, 000	MIG	BLM
BLMS010	Extension of sewerage reticulation pipes	Maviljan	Maviljan	provision of Sanitation infrastructure	Number of households with reticulated		3, 500, 000	3, 651, 000		EQ	BLM
BLMS006	Construction of Sewerage reticulation Pipes	Shatale	Shatale(RDP)	provision of Sanitation infrastructure	Access to proper sanitation		2,500,000	2, 500, 000		EQ	BLM
BLMS007	Upgrading of WWTW	Thulamashe	Thulamahashe	provision of Sanitation infrastructure	Completion of sewerage plant	3, 000, 000	11,500,000			EQ	BLM
BLMS013	Sewer reticulation Pipes	Thulamashe	Thulamahashe (New sites)	provision of Sanitation infrastructure	Number of households with reticulated				20,000,00	MIG	BLM
BLMS014	Construction of VIP Toilets (1038)	Hluvukani	Ward 30, 33, 34 & 36 (CRDP)	provision of Sanitation infrastructure	Number of households with toilets	3,000,000				National Treasury	NDHS

BUSHBUCKRIDGE LOCAL MUNICIPALITY

Roads, Bridges and Storm water Drainage Projects

Project s ID	Project Name	Region	R 293 Township / Villages	Project Objectives	Key Performan ce Indicator	Period Budget 2012/13	Budget 2013/14	Budget 2014/15	Budget 2015/1 6	Source of Funding	Implem enting Agency
BLMR00 2	Rehabilitation and construction of road, from Bridge way to Tinstwalo village	Acornhoek	Acornhoek	Provision of Roads, bridges and Storm water Infrastructure	Number of Kilometers tarred	4, 000, 000	8, 500, 000			EQ	BLM
BLMR00 5	Tarring of road From Nkomo to Andover	Acornhoek	Acornhoek	Provision of Roads, bridges and Storm water Infrastructure	Number of Kilometers tarred		7,000,000	10,000,000		National Treasury	Road &Trans Dept
BLMR00 7	Tarring of Road D3931: Buffelshoek phase 1	Acornhoek	Buffelshoek	Provision of Roads, bridges and Storm water Infrastructure	Number of Kilometers tarred	1, 000, 000	21, 000, 000	21, 000, 000		EQ	BLM

BUSHBUCKRIDGE LOCAL MUNICIPALITY

Roads, Bridges and Storm water Drainage Projects

Project ID	Project Name	Region	R 293 Towns / Villages	Project Objectives	Key Performance Indicator	Period Budget 2012/13	Budget 2013/14	Budget 2014/15	Budget 2015/16	Source of Funding	Implementing Agency
BLMR008	Road D4413: Tarring of road Cottondale to Sigagule	Acornhoek	Cottondale	Provision of Roads, bridges and Storm water Infrastructure	Number of Kilometers tarred		13,700,000	10,000,000	10,000,000	National Treasury	Road &Trans Dept
BLMR009	Tarring of road from Greenvalley to Salique	Acornhoek	Greenvalley (Khiyelang)	Provision of Roads, bridges and Storm water Infrastructure	Number of Kilometers tarred		350,000	15,000,000		EQ	EDM
BLMR010	Construction of road approaches	Acornhoek	Powerline	Provision of Roads, bridges and Storm water Infrastructure	Completion of road approaches	1, 500, 000	2,500,000			EQ	BLM
BLMR011	Bridge, Rooiboklaagte "A" To Rooiboklaagte "B"	Acornhoek	Rooiboklaagte	Provision of Roads, bridges and Storm water Infrastructure	Completion of bridge		4,500,000	6, 000, 000		EQ	BLM
BLMR020	Tarring of road from Maromeng to Champaign	Acornhoek	Rooiboklaagte	Provision of Roads, bridges and Storm water Infrastructure	Number of Kilometers tarred			9,000,000		Dept. of Road and Transport	Dept. of Road and Transport
BLMR031	Tarring of road from Timbavati to Ka-zitha	Acornhoek	Timbavati	Provision of Roads, bridges and Storm water Infrastructure	Number of Kilometers tarred				3,000,000	EQ	BLM

BUSHBUCKRIDGE LOCAL MUNICIPALITY

Roads, Bridges and Storm water Drainage Projects

Project s ID	Project Name	Region	R 293 Towns / Villages	Project Objectives	Key Performance Indicator	Period Budget 2012/13	Budget 2013/14	Budget 2014/15	Budget 2015/16	Source of Funding	Implementing Agency
BLMR012	Tarring of road from Rolle/Oakley via Ximhungwe	Agincourt	M.P Stream Ximhungwe Agincourt Croquetlaw n	Provision of Roads, bridges and Storm water Infrastructure	Number of Kilometers tarred	80, 000, 000	5, 000, 000			Dept. of Road and Transport	Dept of Road and Transport
BLMR114	Tarring of road from Xathia T junction to Agincourt	Agincourt	Xathia Agincourt	Provision of Roads, bridges and Storm water Infrastructure	Number of Kilometers tarred		15,000,000			Dept. of Road and Transport	Dept of Road and Transport
BLMR013	Road D4392. Tarring of road from Rolle A to Dumphries A	Thulamahashe	Dumphries	Provision of Roads, bridges and Storm water Infrastructure	Number of Kilometers tarred		6,700, 000	6,700, 000		Dept. of Road and Transport	Road &Trans Dept
BLMR014	Tarring of road from Arthurseat via Mkhululine to Greenvalley phase 2 & 3	Casteel	Arthurseat Mkhululine to Greenvalley	Provision of Roads, bridges and Storm water Infrastructure	Number of Kilometers tarred	2, 000, 000	9, 000, 000	10, 000, 000		EQ	BLM
BLMR015	Construction of bridge and road approaches from Ben Matlushe high to	Casteel	Ben Matlushe High school	Provision of Roads, bridges and Storm water Infrastructure	Completion of Bridge		6, 000, 000			EQ	BLM

BUSHBUCKRIDGE LOCAL MUNICIPALITY

Roads, Bridges and Storm water Drainage Projects

Project ID	Project Name	Region	R 293 Towns / Villages	Project Objectives	Key Performance Indicator	Period Budget 2012/13	Budget 2013/14	Budget 2014/15	Budget 2015/16	Source of Funding	Implementing Agency
	Thembisa										
BLMR101	Tarring of road from Casteel Garage to Tembisa	Casteel	Tembisa	Provision of Roads, bridges and Storm water Infrastructure	Number of Kilometers tarred			5,000,000		EQ	BLM
BLMR016	Tarring of road ,Casteel, Zoeknog & Sofaya	Casteel	Casteel	Provision of Roads, bridges and Storm water Infrastructure	Number of Kilometers tarred		20,000,000	20,000,000		National Treasury	Dept of Road & Transport
BLMR017	Construction of Foot Bridge	Casteel	Casteel	Provision of Roads, bridges and Storm water Infrastructure	Completion of bridge				500,000	National Treasury	Dept of Road & Transport
BLMR019	Tarring of road, Casteel To Dingleydale	Casteel	Casteel LCH	Provision of Roads, bridges and Storm water Infrastructure	Number of Kilometers tarred		12,000,000	15,000,000		National Treasury	Road & Trans Dept
BLMR020	Road 3950:Tarring of road from Wales via Boiketlo to Dospan	Casteel	Ga-Mthakathi Wales	Provision of Roads, bridges and Storm water Infrastructure	Number of Kilometers tarred			5,000,000	8,000,000	EQ	BLM

BUSHBUCKRIDGE LOCAL MUNICIPALITY

Roads, Bridges and Storm water Drainage Projects

Project ID	Project Name	Region	R 293 Towns / Villages	Project Objectives	Key Performance Indicator	Period Budget 2012/13	Budget 2013/14	Budget 2014/15	Budget 2015/16	Source of Funding	Implementing Agency
BLMR021	Tarring of road Motibidi to Masakeng	Dwarsloop	Dwarsloop	Provision of Roads, bridges and Storm water Infrastructure	Number of Kilometers tarred		10,000,000	35,000,000		Dept. of Road and Transport	Dept. of Road and Transport
BLMR022	Tarring of Road from Boikhutso to MP Stream	Dwarsloop	Boikhutso MP Stream	Provision of Roads, bridges and Storm water Infrastructure	Number of Kilometers tarred		14, 200, 000	14, 200, 000		Dept. of Road and Transport	Dept. of Road and Transport
BLMR023	Construction of bridge from Ka-jeke to Freddy sithole	Dwarsloop	Ka-jeke	Provision of Roads, bridges and Storm water Infrastructure	Completion of bridge	2, 000, 000	5, 000, 000			EQ	BLM
BLMR102	Construction of bridge from Arthurstone to Saselani cemetery	Dwarsloop	Arthurstone	Provision of Roads, bridges and Storm water Infrastructure	Completion of bridge			4, 000, 000		EQ	BLM
BLMR100	Tarring of road from T-junction to Mountain view	Dwarsloop	Arthurstone	Provision of Roads, bridges and Storm water Infrastructure	Number of Kilometers tarred		5, 000, 000			EQ	BLM
BLMR024	Tarring of internal streets phase 4	Dwarsloop	Dwarsloop	Provision of Roads, bridges and Storm water Infrastructure	Number of Kilometers tarred	4, 000, 000	5, 000, 000	5, 000, 000	5, 000, 000	MIG	BLM

BUSHBUCKRIDGE LOCAL MUNICIPALITY

Roads, Bridges and Storm water Drainage Projects

Project s ID	Project Name	Region	R 293 Towns / Villages	Project Objectives	Key Performance Indicator	Period Budget 2012/13	Budget 2013/14	Budget 2014/15	Budget 2015/16	Source of Funding	Implementing Agency
BLMR032	Construction of Bridge	Dwarsloop	Kutung (Ramalima)	Provision of Roads, bridges and Storm water Infrastructure	Completion of bridge			5,000,000		Dept. of Road and Transport	Dept. of Road and Transport
BLMR025	Construction of Bridge, Clare "A" To Hluvukani	Hluvukani	Clare A (New Settlement)	Provision of Roads, bridges and Storm water Infrastructure	Completion of bridge				3,500,000	EQ	BLM
BLMR026	Opening of entrance street from main road to Delano (Ka-Shortly)	Hluvukani	Delane (Ka-Shorty) (CRDP)	Provision of Roads, bridges and Storm water Infrastructure	Completion of opening of road		3,000,000			EQ	BLM
BLMR027	Tarring of entrance road To Share Village via Hluvukani	Hluvukani	Eglinton B (Share)	Provision of Roads, bridges and Storm water Infrastructure	Number of Kilometers tarred				5,000,000	EQ	BLM
BLMR028	D4406:Tarring of road from Hluvukani to Athol	Hluvukani	Athol	Provision of Roads, bridges and Storm water Infrastructure	Number of Kilometers tarred		6,700,000	6,700,000		Dept. of Road and Transport	Dept. of Road and Transport
BLMR041	Tarring from Athol to Garagate	Hluvukani	Garagate	Provision of Roads, bridges and Storm water	Number of Kilometers tarred		3,000,000			Dept. of Road and Transport	Dept. of Road and Transport

BUSHBUCKRIDGE LOCAL MUNICIPALITY

Roads, Bridges and Storm water Drainage Projects

Project ID	Project Name	Region	R 293 Towns / Villages	Project Objectives	Key Performance Indicator	Period Budget 2012/13	Budget 2013/14	Budget 2014/15	Budget 2015/16	Source of Funding	Implementing Agency
				Infrastructure							
BLMR029	Tarring of road from Ludlow to Share	Hluvukani	Ludlow	Provision of Roads, bridges and Storm water Infrastructure	Number of Kilometers tarred			5,000,000		Dept. of Road and Transport	Dept. of Road and Transport
BLMR030	Tarring of road from Athol to Allandale	Hluvukani	Ludlow	Provision of Roads, bridges and Storm water Infrastructure	Number of Kilometers tarred		20,000,000			Dept. of Road and Transport	Dept. of Road and Transport
BLMR032	D4407:Tarring of road, from Welverdiend Orpen road to Hluvukani	Hluvukani	Welverdiend	Provision of Roads, bridges and Storm water Infrastructure	Number of Kilometers tarred		6,700,000	6,700,000		National treasury	Dept of Road & Transport
BLMR033	Construction of road approaches phase 2	Hluvukani	Share (CRDP)	Provision of Roads, bridges and Storm water Infrastructure	Completion of bridge				2,000,000	EQ	BLM
BLMR034	Road D4418: Gottenburgh via Seville A & B to Utah	Hluvukani	Gottenburgh Seville A&B Utah	Provision of Roads, bridges and Storm water Infrastructure	Number of Kilometers tarred		5,000,000	5,000,000	5,000,000	Dept. of Road and Transport	Dept. of Road and Transport

BUSHBUCKRIDGE LOCAL MUNICIPALITY

Roads, Bridges and Storm water Drainage Projects

Project ID	Project Name	Region	R 293 Towns / Villages	Project Objectives	Key Performance Indicator	Period Budget 2012/13	Budget 2013/14	Budget 2014/15	Budget 2015/16	Source of Funding	Implementing Agency
BLMR035	D4419: Tarring of road from Hluvukani to Gottenburgh	Hluvukani	Hluvukani Gottenburgh	Provision of Roads, bridges and Storm water Infrastructure	Number of Kilometers tarred			8,400,000	8,400,000	Dept. of Road and Transport	Dept. of Road and Transport
BLMR036	Tarring of road from werveldiend to Hlabekisa	Hluvukani	Werveldiend Hlabekisa	Provision of Roads, bridges and Storm water Infrastructure	Number of Kilometers tarred		11,300,000	10,000,000		Dept. of Road and Transport	Dept. of Road and Transport
BLMR052	Rehabilitation of roads and bridges	Hluvukani	Ward 30 33 34 & 37	Provision of Roads, bridges and Storm water Infrastructure	Rehabilitated roads and bridges				6,000,000	Dept. of Road and Transport	Dept. of Road and Transport
BLMR038	D3936/4383: Tarring of road, Ximhungwe to Lisbon road phase 3	Lillydale	Ximhungwe Kildare Lillydale Lisbon	Provision of Roads, bridges and Storm water Infrastructure	Number of Kilometers tarred	2,000,000	8,500,000	8,500,000		EQ	BLM
BLMR040	Construction of Storm-water channel	Lillydale	Huntington	Provision of Roads, bridges and Storm water Infrastructure	Completion of Storm-water channel		800,000			EQ	BLM
BLMR041	D4382/84Tarring New roads Belfast, Somerset and	Lillydale	Belfast	Provision of Roads, bridges and Storm water	Number of Kilometers tarred		8,400,000	8,400,000		Dept. of Road and Transport	Dept. of Road and Transport

BUSHBUCKRIDGE LOCAL MUNICIPALITY

Roads, Bridges and Storm water Drainage Projects

Project ID	Project Name	Region	R 293 Towns / Villages	Project Objectives	Key Performance Indicator	Period Budget 2012/13	Budget 2013/14	Budget 2014/15	Budget 2015/16	Source of Funding	Implementing Agency
	Lillydale			Infrastructure							
BLMR042	D4384: tarring of road from Lillydale to Justicia	Lillydale	Lillydale Justicia	Provision of Roads, bridges and Storm water Infrastructure	Number of Kilometers tarred		2,800,000	5,800,000	5,000,000	Dept. of Road and Transport	Dept. of Road and Transport
BLMR043	Tarring of road, Brantan (Alexandria) To Graveyard	Marite	Alexandria	Provision of Roads, bridges and Storm water Infrastructure	Number of Kilometers tarred				5,000,000	EQ	BLM
BLMR103	Construction of bridge	Marite	Tsakane	Provision of Roads, bridges and Storm water Infrastructure	Completion of bridge		10,000,000	30,000,000		EQ	BLM
BLMR044	Tarring of road from Mandiyane via Tsakane to Jim brown phase 2	Marite	Jim Brown Mandiyane Tsakane Cross road	Provision of Roads, bridges and Storm water Infrastructure	Number of Kilometers tarred		15,000,000	35,000,000		EQ	BLM
BLMR045	Tarring of road from Cargo Inn to Kalitsatse	Marite	Cargo Inn Sandford Shatleng	Provision of Roads, bridges and Storm water Infrastructure	Number of Kilometers tarred			1,500,000		EQ	BLM

BUSHBUCKRIDGE LOCAL MUNICIPALITY

Roads, Bridges and Storm water Drainage Projects

Project s ID	Project Name	Region	R 293 Towns / Villages	Project Objectives	Key Performance Indicator	Period Budget 2012/13	Budget 2013/14	Budget 2014/15	Budget 2015/16	Source of Funding	Implementing Agency
BLMR046	Construction of Bridge Petanenge & Fontana	Marite	Fontana	Provision of Roads, bridges and Storm water Infrastructure	Completion of bridge		5,000,000	5,000,000		EQ	BLM
BLMR047	Tarring of road Mkhukhumba High School To Main road	Marite	Madras	Provision of Roads, bridges and Storm water Infrastructure	Number of Kilometers tarred				5,000,000	EQ	BLM
BLMR048	Tarring of road from Marongwane to Thusanang Phase 3	Marite	Thusanang Marongwane	Provision of Roads, bridges and Storm water Infrastructure	Number of Kilometers tarred		5,400,000	5,400,000		EQ	BLM
BLMR049	Tarring of road, Rindzani High School To Main road	Marite	Madras	Provision of Roads, bridges and Storm water Infrastructure	Number of Kilometers tarred			5,000,000		EQ	BLM
BLMR050	Tarring of road Lamulelani High School To Main road	Marite	Madras	Provision of Roads, bridges and Storm water Infrastructure	Number of Kilometers tarred		4,000,000			EQ	BLM
BLMR051	Tarring of Halimela road phase 2	Marite	Halimela	Provision of Roads, bridges and Storm water	Number of Kilometers tarred				2,000,000	EQ	BLM

BUSHBUCKRIDGE LOCAL MUNICIPALITY

Roads, Bridges and Storm water Drainage Projects

Project ID	Project Name	Region	R 293 Towns / Villages	Project Objectives	Key Performance Indicator	Period Budget 2012/13	Budget 2013/14	Budget 2014/15	Budget 2015/16	Source of Funding	Implementing Agency
				Infrastructure							
BLMR113	Tarring of access road to the disabled center	Marite	Waterval	Provision of Roads, bridges and Storm water Infrastructure	Number of Kilometers tarred		3,500,000			EQ	BLM
BLMR054	Construction of Bridge Mgiba Skom	Marite	Mgiba	Provision of Roads, bridges and Storm water Infrastructure	Completion of bridge			5,000,000		EQ	BLM
BLMR057	Construction of Bridge Makotapenini Sandford to Deep down	Marite	Sandford B	Provision of Roads, bridges and Storm water Infrastructure	Completion of bridge		4,000,000			EQ	BLM
BLMR112	Tarring of road from Carlton via Mathibela to Alexandria	Marite	Carlton Mathibela Alexandria	Provision of Roads, bridges and Storm water Infrastructure	Number of Kilometers tarred				5,000,000	Dept. of Road and Transport	Dept. of Road and Transport
BLMR059	Extension of access road in Maviljan township to Matengteng phase 1	Maviljan	Maviljan location	Provision of Roads, bridges and Storm water Infrastructure	Number of Kilometers tarred		10,000,000	15,000,000		EQ	BLM

BUSHBUCKRIDGE LOCAL MUNICIPALITY

Roads, Bridges and Storm water Drainage Projects

Project ID	Project Name	Region	R 293 Towns / Villages	Project Objectives	Key Performance Indicator	Period Budget 2012/13	Budget 2013/14	Budget 2014/15	Budget 2015/16	Source of Funding	Implementing Agency
BLMR060	Construction of overhead bridge	Maviljan	Bushbuckridge	Provision of Roads, bridges and Storm water Infrastructure	Completion of bridge		9,000,000			EQ	BLM
BLMR061	Tarring/Paving of internal streets phase 4	Maviljan	College View	Provision of Roads, bridges and Storm water Infrastructure	Number of Kilometers tarred	4,000,000				MIG	BLM
BLMR063	Construction of Ring road (URP)	Maviljan	Bushbuckridge	Provision of Roads, bridges and Storm water Infrastructure	Number of Kilometers tarred	7,000,000	20,000,000	20,000,000		National treasury and EQ	SANRAL & BLM
BLMR105	Tarring of Calcutta A to Mapaleng	Mkhuhlu	Mkhuhlu	Provision of Roads, bridges and Storm water Infrastructure	Number of Kilometers tarred		3,000,000	6,000,000	4,000,000	EQ	BLM
BLMR066	Tarring of road to Calcutta graveyard	Mkhuhlu	Calcutta	Provision of Roads, bridges and Storm water Infrastructure	Number of Kilometers tarred				5,000,000	EQ	BLM
BLMR082	Construction of small bridge	Mkhuhlu	Thulani	Provision of Roads, bridges and Storm water Infrastructure	Completion of bridge		1,000,000			EQ	BLM

BUSHBUCKRIDGE LOCAL MUNICIPALITY

Roads, Bridges and Storm water Drainage Projects

Project ID	Project Name	Region	R 293 Towns / Villages	Project Objectives	Key Performance Indicator	Period Budget 2012/13	Budget 2013/14	Budget 2014/15	Budget 2015/16	Source of Funding	Implementing Agency
BLMR065	D4358: Tarring of road from Cork via Ronaldsey to Kildare	Mkhuhlu	Cork Ronaldsey Kildare	Provision of Roads, bridges and Storm water Infrastructure	Number of Kilometers tarred	20,000,000	4, 500, 000	4, 500, 000		MIG	BLM
BLMR067	D3973: Tarring of road from Hoxani to Madras and Mariti	Mkhuhlu	Madras	Provision of Roads, bridges and Storm water Infrastructure	Number of Kilometers tarred		4, 500, 000	4, 500, 000		EQ	BLM
BLMR068	Tarring of road from Mkhuhlu to Mashonameni . Phase 3	Mkhuhlu	Mkhuhlu	Provision of Roads, bridges and Storm water Infrastructure	Number of Kilometers tarred	1, 000, 000	5, 000, 000	5, 000, 000		EQ	BLM
BLMR069	Paving of Mkhuhlu internal streets phase 4	Mkhuhlu	Mkhuhlu	Provision of Roads, bridges and Storm water Infrastructure	Number of Kilometers tarred	4,000,000	4, 000, 000	5, 000, 000		EQ	BLM
BLMR070	D3979: Tarring of road from Oakley to Ronaldsey	Mkhuhlu	Oakley Dikobobong Ronaldsey	Provision of Roads, bridges and Storm water Infrastructure	Number of Kilometers tarred		6, 700, 000	6, 700, 000		Dept. of Road and Transport	Dept. of Road and Transport
BLMR071	Tarring of road from Dospan to Ma-	Shatale	Dospan	Provision of Roads, bridges and	Number of Kilometers tarred			5,000,000		EQ	BLM

BUSHBUCKRIDGE LOCAL MUNICIPALITY

Roads, Bridges and Storm water Drainage Projects

Project ID	Project Name	Region	R 293 Towns / Villages	Project Objectives	Key Performance Indicator	Period Budget 2012/13	Budget 2013/14	Budget 2014/15	Budget 2015/16	Source of Funding	Implementing Agency
	canget			Storm water Infrastructure							
BLMR072	Construction of bridge between Matlalong and Garden city tavern	Shatale	Madjembeni	Provision of Roads, bridges and Storm water Infrastructure	Completion of bridge		4,000,000			EQ	BLM
	Construction of road approaches	Shatale	Relani Thabakgolo	Provision of Roads, bridges and Storm water Infrastructure	Completion of bridge		3,000,000			EQ	BLM
BLMR106	Storm water drainage from Shatale to Thabakgolo	Shatale	Shatale	Provision of Roads, bridges and Storm water Infrastructure	Completion of storm water drainage system	2,000,000	2,000,000			EQ	BLM
BLMR075	Construction of Bridge Madjembeni To Zoeknog	Shatale	Madjembeni	Provision of Roads, bridges and Storm water Infrastructure	Completion of storm water drainage system		5,000,000	5,000,000		EQ	BLM
BLMR076	D4437:Tarring of road from Violet Bank A to Tsuvulani	Shatale	Orinoco A Violetbank Hlamalani	Provision of Roads, bridges and Storm water Infrastructure	Number of Kilometers tarred		5,800,000	5,800,000		Dept. of Road and Transport	Dept. of Road and Transport

BUSHBUCKRIDGE LOCAL MUNICIPALITY

Roads, Bridges and Storm water Drainage Projects

Project s ID	Project Name	Region	R 293 Towns / Villages	Project Objectives	Key Performance Indicator	Period Budget 2012/13	Budget 2013/14	Budget 2014/15	Budget 2015/16	Source of Funding	Implementing Agency
BLMR078	Construction of bridge from Relani C to Baromeng	Shatale	Relani C	Provision of Roads, bridges and Storm water Infrastructure	Completion of bridge		5,000,000			EQ	BLM
BLMR079	Tarring of road from Shalden to Sdlamakhosi	Shatale	Shalden	Provision of Roads, bridges and Storm water Infrastructure	Number of Kilometers tarred		5,000,000	15,000,000		EQ	BLM
BLMR107	Tarring of road from Violetbank(A-Z) to Hlamalani (Orinocco clinic)	Shatale	Hlamalani	Provision of Roads, bridges and Storm water Infrastructure	Number of Kilometers tarred		5,000,000	5,000,000		Dept. of Road and Transport	Dept. of Road and Transport
BLMR082	Tarring of road from London via Thabakgolo to Mphenyatsatsi D3967	Shatale	Thabakgolo	Provision of Roads, bridges and Storm water Infrastructure	Number of Kilometers tarred		24,000,000	30,000,000		Dept. of Road and Transport	Dept. of Road and Transport
BLMR083	Tarring of road Violent bank A to Madjembeni/ Rainbow via Thibadibuye	Shatale	Violet Bank A	Provision of Roads, bridges and Storm water Infrastructure	Number of Kilometers tarred		3,000,000	6,300,000		EQ	BLM

BUSHBUCKRIDGE LOCAL MUNICIPALITY

Roads, Bridges and Storm water Drainage Projects

Project ID	Project Name	Region	R 293 Towns / Villages	Project Objectives	Key Performance Indicator	Period Budget 2012/13	Budget 2013/14	Budget 2014/15	Budget 2015/16	Source of Funding	Implementing Agency
BLMR084	Tarring of road from Serishe to Magraskop graveyard	Shatale	Shatale	Provision of Roads, bridges and Storm water Infrastructure	Number of Kilometers tarred		5,000,000	5,000,000		EQ	BLM
BLMR108	Tarring/Paving of internal streets	Shatale	Shatale	Provision of Roads, bridges and Storm water Infrastructure	Number of Kilometers tarred	10,000,000	5,000,000	5,000,000	5,000,000	MIG	BLM
BLMR086	Tarring of road from Rolle A via Edinburgh to Burlington	Thulamahashe	Edinburgh	Provision of Roads, bridges and Storm water Infrastructure	Number of Kilometers tarred		25,000,000	30,000,000		Dept. of Road and Transport	Dept. of Road and Transport
BLMR087	D4392:Tarring of road from Mzimba High to Dumphries C	Thulamahashe	Lephong Dumphries C	Provision of Roads, bridges and Storm water Infrastructure	Number of Kilometers tarred		6,700,000	6,700,000		Dept. of Road and Transport	Dept. of Road and Transport
BLMR088	Tarring of road from Rolle via Ludlow to Islington cross road	Thulamahashe	Rolle A Ludlow Islington	Provision of Roads, bridges and Storm water Infrastructure	Number of Kilometers tarred		30,000,000	30,000,000		National Treasury	Roads and Transport
BLMR089	Tarring of road from Arthurseat via Dingleydale to	Thulamahashe	Dingleydale	Provision of Roads, bridges and Storm water	Number of Kilometers tarred		25,000,000	25,000,000		Dept. of Road and Transport	Dept. of Road and Transport

BUSHBUCKRIDGE LOCAL MUNICIPALITY

Roads, Bridges and Storm water Drainage Projects

Project ID	Project Name	Region	R 293 Towns / Villages	Project Objectives	Key Performance Indicator	Period Budget 2012/13	Budget 2013/14	Budget 2014/15	Budget 2015/16	Source of Funding	Implementing Agency
	Thulamahash e			Infrastructure							
BLMR091	Tarring of internal streets	Thulamah ashe	Thulamahas he	Provision of Roads, bridges and Storm water Infrastructure	Number of Kilometers tarred	4, 000, 000	2, 500, 000	2, 900, 000		MIG	BLM
BLMR093	Construction of Bridge: Dumphries A to C	Thulamah ashe	Dumphries A	Provision of Roads, bridges and Storm water Infrastructure	Completion of bridge		50, 000, 000			Dept. of Road and Transport	Dept. of Road and Transport
BLMR095	Construction of bridge from Thulamahash e to Kumani	Thulamah ashe	Kumani	Provision of Roads, bridges and Storm water Infrastructure	Completion of bridge		7, 000, 000	7, 500, 000		EQ	BLM
BLMR109	Tarring of road from New Forest via Tsuvulani to Casteel phase 3	Thulamah ashe	Tsuvulani Casteel	Provision of Roads, bridges and Storm water Infrastructure	Number of Kilometers tarred		2, 000, 000	15, 000, 000		EQ	BLM
BLMR110	Tarring of road from MP stream via Dumphries C to newington	Thulamah ashe	Hokwe Dumphries C Newington	Provision of Roads, bridges and Storm water Infrastructure	Number of Kilometers tarred		20,000,000	15,000,000		Dept. of Road and Transport	Dept. of Road and Transport

BUSHBUCKRIDGE LOCAL MUNICIPALITY

Roads, Bridges and Storm water Drainage Projects

Project s ID	Project Name	Region	R 293 Towns / Villages	Project Objectives	Key Performance Indicator	Period Budget 2012/13	Budget 2013/14	Budget 2014/15	Budget 2015/16	Source of Funding	Implementing Agency
BLMR111	Construction of bridge	Thulamahashe	MP Stream	Provision of Roads, bridges and Storm water Infrastructure	Completion of bridge		5,000,000			EQ	BLM

BUSHBUCKRIDGE LOCAL MUNICIPALITY

Electricity Projects

IDP NUMBER	Project Name	Project Location	Project Beneficiaries	Project Objective	Key Performance Indicator	Period Budget 2012/13	Budget 2013/14	Budget 2014/15	Budget 2015/16	Source of Funding	Implementing Agency
BLMWD001	Electrification of Households	Maviljan	College View(30)	Provision of Electricity	Number of households connected	330,000.00				DOE	BLM
BLMWD002	Electrification of Households	Maviljan	Sigodiphola(38)	Provision of Electricity	Number of households connected	418,000.00				DOE	BLM
BLMWD003	Electrification of Households	Mkhuhlu	Cork(13)	Provision of Electricity	Number of households connected	143,000.00				DOE	BLM
BLMWD005	Electrification of Households	Acornhoek	Tintswalo Ext (120)	Provision of Electricity	Number of households connected	1,320,000.00				EQ	BLM
BLMWD010	Electrification of Households	Marite	Waterval West(Nkanini)40	Provision of Electricity	Number of households	440,000.00				DOE	BLM

BUSHBUCKRIDGE LOCAL MUNICIPALITY											
Electricity Projects											
IDP NUMBER	Project Name	Project Location	Project Beneficiaries	Project Objective	Key Performance Indicator	Period Budget 2012/13	Budget 2013/14	Budget 2014/15	Budget 2015/16	Source of Funding	Implementing Agency
					connected						
BLMWD011	Electrification of Households	Casteel	Sefoma/Matsikit sane(250)	Provision of Electricity	Number of households connected	2,750,000.00				DOE	BLM
BLMWD014	Electrification of Households	Mkhuhlu	Mkhuhlu(Malubane)349	Provision of Electricity	Number of households connected	3 837 000				DOE	BLM
BLMWD015	Electrification of Households	Maviljan	Mountain view (42)	Provision of Electricity	Number of households connected	462, 000, 00				DOE	BLM
BLMWD016	Electrification of Households	Acornhoek	Ka zitha(47)	Provision of Electricity	Number of households connected	529 869.72				DOE	Eskom
BLMWD017	Electrification of Households	Lillydale	Sommerset (98)	Provision of Electricity	Number of households connected	1 273 995.60				DOE	Eskom
BLMWD018	Electrification of Households	Acornhoek	Bophelong (173) Boelang	Provision of Electricity	Number of households connected	2 150 769.60				DOE	Eskom
BLMWD019	Electrification of Households	Lillydale	Kildare (Makopane) 113	Provision of Electricity	Number of households connected	1 260 551.58				DOE	Eskom
BLMWD020	Electrification of Households	Acornhoek	Plaza view(349)	Provision of Electricity	Number of households connected	2 233 128.90				DOE	Eskom
BLMWD022	Electrification of Households	Lillydale	Justicia (44)	Provision of Electricity	Number of households connected	692 968.38				DOE	Eskom

BUSHBUCKRIDGE LOCAL MUNICIPALITY											
Electricity Projects											
IDP NUMBER	Project Name	Project Location	Project Beneficiaries	Project Objective	Key Performance Indicator	Period Budget 2012/13	Budget 2013/14	Budget 2014/15	Budget 2015/16	Source of Funding	Implementing Agency
BLMWD0 23	Electrification of Households	Acornhoek	Mahashe	Provision of Electricity	Number of households connected	1 419 639.72				DOE	Eskom
HYMAST LIGHTS											
BLMWD0 24	Installation of Hymast lights	Casteel	Casteel-1	Provision of Electricity	Number of hymast lamps completed					EQ	BLM
BLMWD0 25	Installation of Hymast lights	Lillydale	Cork-2 Ronaldsey-1 Huntington-1 Justicia-1 Somerset- 1	Provision of Electricity	Number of hymast lamps completed					EQ	BLM
BLMWD0 26	Installation of Hymast lights	Mkhuhlu	Mkhuhlu RDP-1 Malubane- 1	Provision of Electricity	Number of hymast lamps completed					EQ	BLM
BLMWD0 27	Installation of Hymast lights	Thulamahash e	Thulamahashe-1	Provision of Electricity	Number of hymast lamps completed					EQ	BLM
BLMWD0 28	Installation of Hymast lights	Mkhuhlu	Mashonameni-1 Thulani- 1	Provision of Electricity	Number of hymast lamps completed					EQ	BLM
BLMWD0 29	Installation of Hymast lights	Acornhoek	Modlambongolo-1 Ka-zitha- 1 Mahashe- 1 Ga-Moreku-1	Provision of Electricity	Number of hymast lamps completed					EQ	BLM
BLMWD0 30	Installation of Hymast lights	Hluvukani	Athol-1	Provision of Electricity	Number of hymast lamps completed					EQ	BLM

BUSHBUCKRIDGE LOCAL MUNICIPALITY											
Electricity Projects											
IDP NUMBER	Project Name	Project Location	Project Beneficiaries	Project Objective	Key Performance Indicator	Period Budget 2012/13	Budget 2013/14	Budget 2014/15	Budget 2015/16	Source of Funding	Implementing Agency
BLMWD031	Installation of Hymast lights	Dwarsloop	Motibidi-3 Boikhutso-1	Provision of Electricity	Number of hymast lamps completed					EQ	BLM
TOTAL BUDGET						3,500,000				EQ	BLM

BUSHBUCKRIDGE LOCAL MUNICIPALITY

Human Settlement Projects

Project ID	Project Name	Project Location	Project Beneficiaries	Project Objective	KEY Performance Indicator	Period Budget 2012/13	Budget 2013/14	Budget 2014/15	Budget 2015/16	Source of Funding	Implementing Agency
BLMHL001	Servicing of sites for low and middle income housing	Dwarsloop	Dwarsloop (500 sites)	Provision of houses	Number of houses completed		7, 000, 000			EQ	BLM
BLMHL002	Construction of rental stock housing	Maviljan Thulamahashe	BBR community	Provision of houses	Number of houses completed		20, 000, 000			EQ	BLM
BLMHL003	Servicing of sites for low and middle income housing	Thulamahashe	Thulamahashe (1000)	Provision of houses	Number of houses serviced	22 164 000				National Treasury	DHS
BLMHL004	Construction of 960 PHP houses	BLM community	Ward 30, 33, 34 & 36 (CRDP)	Provision of houses	Number of houses completed	57, 000, 000				National Treasury	DHS
BLMHL005	Construction of youth houses 50	Thulamahashe	Thulamahashe C	Provision of houses	Number of houses completed	29.000.000				National Treasury	DHS
BLMHL006	Construction of child care facility centre	Hlulukani	Hlabekisa (CRDP)	Provision of child care centre	Completion of sustainable child care centre	3 500,000				National Treasury	DHS
BLMHL007	Construction of community hall	Hlulukani	Hlulukani (CRDP)	Provision of community hall	Completion of Hall	3 500,000				National Treasury	DHS
BLMLU030	Servicing of sites	Mkhuhlu	Malubane	Provision of services	Fully functional water and sewerage	10, 000, 000				EQ	BLM
BLMLU031	Servicing of sites	Thulamahashe	Thulamahashe	Provision of services	Fully functional water and sewerage			1, 000, 000		EQ	BLM

BUSHBUCKRIDGE LOCAL MUNICIPALITY

Safety and Security

Project ID	Project Name	Project Location	Project Beneficiaries	Project Objective	KEY Performance Indicator	Period Budget 2012/13	Budget 2013/14	Budget 2014/15	Budget 2015/16	Source of Funding	Implementing Agency
BLMS001	Upgrading of satellite police station	Hluvukani	Hluvukani	Safety and security	Completion of police station		2, 000, 000			Safety and security	Dept. of Safety and Security
BLMS002	Satellite Police Stations	Casteel	Casteel	Safety and Security	Completion of police station		1, 000, 000			National Treasury	Dept of safety and Security
BLMS003	Construction of new police station	Maviljan	Bushbuckridge	Safety and Security	Completion of police station		20, 000, 000			National Treasury	Dept of safety and Security
BLMS004	Magistrate court	Mkhuhlu	Mkhuhlu	Safety and Security	Completion of magistrate court		10, 000, 000			National Treasury	DoJ
BLMS005	Magistrate offices	Acornhoek	Acornhoek	Safety and Security	Completion of magistrate offices			10, 000, 000		National Treasury	Dept of safety and Security
BLMS006	Construction of Police station	Agincourt	Ximhungwe	Safety and Security	Completion of police station			15, 000, 000		National Treasury	Dept of safety and Security
BLMS008	Construction of Municipal court	BLM	BLM community	National Treasury	Completion of Municipal court		1, 000, 000			EQ	BLM

BUSHBUCKRIDGE LOCAL MUNICIPALITY								
Education projects								
Project ID	Project Name	Project Location / Circuit	Project Beneficiaries	Project Objective	KEY Performance Indicator	Period Budget 2012/2013 R	Source of Funding	Implementing Agency
BLMED001	Construction of 15 classrooms and specialised centres (New School)	Ximhungwe	Huntington Secondary	Proper Learning environment	Completion of classrooms	R31m	DoE	DPWRT
BLMED002	Construction of 10 classrooms and specialised centres	Greenvalley	Tsakani Inclusive	Proper Learning environment	Completion of classrooms	R70m	DoE	DPWRT
BLMED003	Construction of 28 classrooms and specialised centres	Mkhuhlu	Chayaza Secondary	Proper Learning environment	Completion of classrooms	R48m	DoE	DPWRT
BLMED004	Construction of 15 classrooms	Agincourt	Langa Secondary	Proper Learning environment	Completion of classrooms	R5.086m	DoE	DPWRT
BLMED005	Construction of 8 classrooms	Mkhuhlu	Mbandhule Secondary	Proper Learning environment	Completion of classrooms	R2.960m	DoE	DPWRT
BLMED006	Construction of 2 classrooms	Cottondale	Mawuvana Primary	Proper Learning environment	Completion of classrooms	R622.000	DoE	DPWRT
BLMED007	Construction of 7 classrooms, and specialised rooms	Dwarsloop	Soshangana Secondary	Proper Learning environment	Completion of classrooms	R12.67m	DoE	DPWRT

BUSHBUCKRIDGE LOCAL MUNICIPALITY								
Education projects								
Project ID	Project Name	Project Location / Circuit	Project Beneficiaries	Project Objective	KEY Performance Indicator	Period Budget 2012/2013 R	Source of Funding	Implementing Agency
BLMED008	Construction of 1 Grade R centre/ toilets/fence	Ximhungwe	Jan Rikhotso Primary	Proper Learning environment	Completion of classrooms	R2m	DoE	DPWRT
BLMED009	Construction of 4 workshops	Arthurseat	Lekete	Proper Learning environment	Completion of classrooms	R17.528m	DoE	DPWRT
BLMED010	Construction of Grade R facilities, 4 toilets and fence	Dwarsloop	Siboyiye Primary	Proper Learning environment	Completion of classrooms	R2m	DoE	DPWRT
BLMED011	Construction of 8 classrooms and admin	Agincourt	Xanthia	Proper Learning environment	Completion of classrooms	R4, 8m	DoE	DPWRT
BLMED012	Renovation of 10 classrooms and admin, lab	Arthurseat	Chueu Primary	Proper Learning environment	Safe and completed classrooms	R12m	DoE	DPWRT
BLMED013	Renovation of 9 classrooms and other facilities	Thulamahashe	Dumphries secondary	Proper Learning environment	Safe and completed classrooms	R5.4m	DoE	DPWRT
BLMED014	Renovation of classrooms	Marite	Emfuleni Primary	Proper Learning environment	Safe and completed classrooms	R3.7m	DoE	DPWRT

BUSHBUCKRIDGE LOCAL MUNICIPALITY								
Education projects								
Project ID	Project Name	Project Location / Circuit	Project Beneficiaries	Project Objective	KEY Performance Indicator	Period Budget 2012/2013 R	Source of Funding	Implementing Agency
BLMED015	Construction of 12 classrooms and other centres	Manyeleti	Frank Maginyane	Proper Learning environment	Safe and completed classrooms	R20m	DoE	DPWRT
BLMED016	Renovate classrooms and other facilities	Marite	Mathupa Primary	Proper Learning environment	Safe and completed classrooms	R6.3m	DoE	DPWRT
BLMED017	Construction of 14 classrooms	Cottondale	Mhlangana Secondary	Proper Learning environment	Safe and completed classrooms	R4m	DoE	DPWRT
BLMED018	Renovate and construction of classrooms	Marite	Moduping	Proper Learning environment	Safe and completed classrooms	R7.6m	DoE	DPWRT
BLMED019	Construction of safe 28 classrooms	Cottondale	Moses Mnisi	Proper Learning environment	Safe and completed classrooms	R37.5m	DoE	DPWRT
BLMED020	Renovation of 15 classrooms and construction of admin	Cottondale	Mpisi	Proper Learning environment	Safe and completed classrooms	R6m	DoE	DPWRT
BLMED021	Reconstruction of 8 classrooms and other centres	Cottondale	Mugidi	Proper Learning environment	Safe and completed classrooms	R10m	DoE	DPWRT

BUSHBUCKRIDGE LOCAL MUNICIPALITY								
Education projects								
Project ID	Project Name	Project Location / Circuit	Project Beneficiaries	Project Objective	KEY Performance Indicator	Period Budget 2012/2013 R	Source of Funding	Implementing Agency
BLMED022	Renovation of 4 classrooms and construction of 5 classrooms	Thulamahashe	Mzilikazi	Proper Learning environment	Safe and completed classrooms	R5.8m	DoE	DPWRT
BLMED023	Renovation of admin	Greenvalley	Ndaveni Primary	Proper Learning environment	Safe and completed classrooms	R406, 000	DoE	DPWRT
BLMED024	Substitution of 12 classrooms	Thulamahashe	Sabeka Primary	Proper Learning environment	Safe and completed classrooms	R8m	DoE	DPWRT
BLMED025	Demolish 6 and construct 9 classrooms	Thulamahashe	Samuel Mhlanga	Proper Learning environment	Safe and completed classrooms	R6.5m	DoE	DPWRT
BLMED026	Renovation of 10 classrooms	Marite	Shatleng Primary	Proper Learning environment	Safe and completed classrooms	R6m	DoE	DPWRT
BLMED027	Construction of 12 classrooms and other centres	Greenvalley	Shobiyana Primary	Proper Learning environment	Safe and completed classrooms	R11.4m	DoE	DPWRT
BLMED028	Reconstruction of 10 classrooms	Agincourt	Zigode prim	Proper Learning environment	Safe and completed classrooms	R8m	DoE	DPWRT
	Building and renovation of schools (Construction of	Ludlow	Frank Maginyane High School	Proper Learning environment	Safe and completed classrooms	R 1.6 M	DoE	DPWRT

BUSHBUCKRIDGE LOCAL MUNICIPALITY								
Education projects								
Project ID	Project Name	Project Location / Circuit	Project Beneficiaries	Project Objective	KEY Performance Indicator	Period Budget 2012/2013 R	Source of Funding	Implementing Agency
	additional facilities at Frank Maginyane High School and renovation of 9 classrooms at Dumphries School (CRDP)							
	Repairing storm damage schools	Manyeleti	Mtembeni, Mtikinyana, Mnyamana Nxalato			R 2.2 Mill	DoE	DPWRT

BUSHBUCKRIDGE LOCAL MUNICIPALITY											
HEALTH PROJECTS											
Project ID	Project Name	Project Location	Project Beneficiaries	Project Objective	KEY Performance Indicator	Period Budget 2012/13	Budget 2013/14	Budget 2014/15	Budget 2015/16	Source of Funding	Implementing Agency
BLMH001	New clinic	Acornhoek	Acornhoek (Tintswalo Village)	Provision of Hospitals, Health centers and Clinics	Completion of clinic		7,000,000			National Treasury	Dept Public Works

BUSHBUCKRIDGE LOCAL MUNICIPALITY											
HEALTH PROJECTS											
Project ID	Project Name	Project Location	Project Beneficiaries	Project Objective	KEY Performance Indicator	Period Budget 2012/13	Budget 2013/14	Budget 2014/15	Budget 2015/16	Source of Funding	Implementing Agency
BLMH002	Renovation and upgrading of clinic	Acornhoek	Brooklyn	Provision of Hospitals, Health centers and Clinics	Completion of clinic		16,000,000			National Treasury	Dept Public Works
BLMH003	New clinic	Acornhoek	Buffelshoek	Provision of Hospitals, Health centers and Clinics	Completion of clinic		5,000,000			National Treasury	Dept Public Works
BLMH004	New clinic	Agincourt	Khomanani	Provision of Hospitals, Health centers and Clinics	Completion of clinic					National Treasury	Dept Public Works
BLMH005	Construction of new CHC	Dwarsloop	Dwarsloop	Provision of Hospitals, Health centers and Clinics	Completion of CHC					National Treasury	Dept Public Works
BLMH006	Construction of new CHC and accommodation units	Hluvukani	Hluvukani	Provision of Hospitals, Health centers and Clinics	Completion of CHC	8,000,000				National Treasury	Dept Public Works
BLMH007	New clinic	Hluvukani	Ludlow	Provision of Hospitals, Health centers and Clinics	Completion of Clinic		8,000,000			National Treasury	Dept Public Works

BUSHBUCKRIDGE LOCAL MUNICIPALITY											
HEALTH PROJECTS											
Project ID	Project Name	Project Location	Project Beneficiaries	Project Objective	KEY Performance Indicator	Period Budget 2012/13	Budget 2013/14	Budget 2014/15	Budget 2015/16	Source of Funding	Implementing Agency
BLMH008	New clinic	Hluvukani	Tlhavekisa	Provision of Hospitals, Health centers and Clinics	Completion of Clinic			8,000,000		National Treasury	Dept Public Works
BLMH009	New clinic	Lillydale	Sommerset	Provision of Hospitals, Health centers and Clinics	Completion of Clinic			5,000,000		National Treasury	Dept Public Works
BLMH010	New clinic	Marite	Alexandria	Provision of Hospitals, Health centers and Clinics	Completion of Clinic				8,000,000	National Treasury	Dept Public Works
BLMH011	Reconstruction of Clinic	Marite	Marite	Provision of Hospitals, Health centers and Clinics	Completion of Clinic		16,000,000			National Treasury	Dept Public Works
BLMH013	Renovation and additions of ward, Construction of helipad	Maviljan	Bushbuckridge (Mapulaning Hospital)	Provision of Hospitals, Health centers and Clinics	Completion of hospital	1,000,000				National Treasury	Dept Public Works
BLMH014	New clinic	Mkhuhlu	Calcutta B	Provision of Hospitals, Health centers and Clinics	Completion of Clinic			8,000,000		National Treasury	Dept Public Works

BUSHBUCKRIDGE LOCAL MUNICIPALITY											
HEALTH PROJECTS											
Project ID	Project Name	Project Location	Project Beneficiaries	Project Objective	KEY Performance Indicator	Period Budget 2012/13	Budget 2013/14	Budget 2014/15	Budget 2015/16	Source of Funding	Implementing Agency
BLMH015	Construction of new CHC and 2x2 accommodation units	Mkhuhlu	Oakley	Provision of Hospitals, Health centers and Clinics	Completion of Clinic		4,000,000			National Treasury	Dept Public Works
BLMH016	New clinic	Mkhuhlu	Thulani	Provision of Hospitals, Health centers and Clinics	Completion of Clinic					National Treasury	Dept Public Works
BLMH017	New clinic	Mkhuhlu	Cork	Provision of Hospitals, Health centers and Clinics	Completion of Clinic				5,000,000	National Treasury	Dept Public Works
BLMH018	New clinic	Shatale	Madjembeni	Provision of Hospitals, Health centers and Clinics	Completion of Clinic					National Treasury	Dept Public Works
BLMH019	Renovations, Rehabilitation & Refurbishment Clinic	Thulamashe	Dingleydale	Provision of Hospitals, Health centers and Clinics	Completion of Clinic	1,000,000				National Treasury	Dept Public Works
BLMH021	New clinic	Mkhuhlu	Goromani	Provision of Hospitals, Health centers and	Completion of Clinic		1,500,000			National Treasury	Dept Public Works

BUSHBUCKRIDGE LOCAL MUNICIPALITY											
HEALTH PROJECTS											
Project ID	Project Name	Project Location	Project Beneficiaries	Project Objective	KEY Performance Indicator	Period Budget 2012/13	Budget 2013/14	Budget 2014/15	Budget 2015/16	Source of Funding	Implementing Agency
				Clinics							
BLMH022	Construction of new building at Tinstwalo Hospital	Acornhoek	Acornhoek	Provision of Hospitals, Health centers and Clinics	Completion of Hospital		12, 000, 000			National Treasury	Dept Public Works
BLMH023	Construction of clinic	Hluvukani	Seville	Provision of Hospitals, Health centers and Clinics	Completion of Clinic		18, 000, 000			National Treasury	Dept Public Works

BUSHBUCKRIDGE LOCAL MUNICIPALITY											
Spatial Planning and Land Use Management											
Project ID	Project Name	Project Location	Project Beneficiaries	Project Objective	KEY Performance Indicator	Period Budget 2012/13	Budget 2013/14	Budget 2014/15	Budget 2015/16	Source of Funding	Implementing Agency
BLMLU03	Formalization/ Land tenure upgrading	Acornhoek	Ka-Zitha	Improve security of tenure	Tenure security	500, 000	1,000,000	1,080,000		EQ	BLM

BUSHBUCKRIDGE LOCAL MUNICIPALITY											
Spatial Planning and Land Use Management											
Project ID	Project Name	Project Location	Project Beneficiaries	Project Objective	KEY Performance Indicator	Period Budget 2012/13	Budget 2013/14	Budget 2014/15	Budget 2015/16	Source of Funding	Implementing Agency
BLMLU004	Formalization/ Land tenure upgrading	Acornhoek	Timbavati Tinstwalo Village Acornhoek	Improve security of tenure	Tenure security		500,000			EQ	BLM
BLMLU005	Formalization/ Land tenure upgrading	Acornhoek	Phelandaba	Improve security of tenure	Tenure security		1,000,000	5,000,000		EQ	BLM
BLMLU038	Establishment of Township	Acornhoek	Acornhoek	Improve security of tenure	Tenure security		1 500,000			EQ	BLM
BLMLU006	Formalization/ Land tenure upgrading	Agincourt	Agincourt	Improve security of tenure	Tenure security	150,000	500,000			EQ	BLM
BLMLU007	Formalization/ Land tenure upgrading	Casteel	Casteel	Improve security of tenure	Tenure security			500,000		EQ	BLM
BLMLU008	Formalization/ Land tenure upgrading	Dwarsloop	Arthurstone	Improve security of tenure	Tenure security			500,000		EQ	BLM

BUSHBUCKRIDGE LOCAL MUNICIPALITY											
Spatial Planning and Land Use Management											
Project ID	Project Name	Project Location	Project Beneficiaries	Project Objective	KEY Performance Indicator	Period Budget 2012/13	Budget 2013/14	Budget 2014/15	Budget 2015/16	Source of Funding	Implementing Agency
BLMLU002	Formalization/ Land tenure upgrading	Dwarsloop	Dwarsloop	Improve security of tenure	Tenure security		1,000,000			EQ	EDM
BLMLU011	Formalization/ Land tenure upgrading	Hluvukani	Hluvukani Islington (CRDP)	Improve security of tenure	Tenure security		500,000	500,000		EQ	BLM
BLMLU013	Formalization/ Land tenure upgrading	Hluvukani	Welverdiend (CRDP)	Improve security of tenure	Tenure security	150,000	500,000	500,000		EQ	BLM
BLMLU014	Formalization/ Land tenure upgrading	Lillydale	Lillydale	Improve security of tenure	Tenure security		500,000	500,000		EQ	BLM
BLMLU015	Shopping complex	Marite	Mariti	Improve security of tenure	Tenure security					Private sector	Private sector
BLMLU016	Formalization/ Land tenure upgrading	Marite	Mariti	Improve security of tenure	Tenure security		500	500		EQ	BLM

BUSHBUCKRIDGE LOCAL MUNICIPALITY											
Spatial Planning and Land Use Management											
Project ID	Project Name	Project Location	Project Beneficiaries	Project Objective	KEY Performance Indicator	Period Budget 2012/13	Budget 2013/14	Budget 2014/15	Budget 2015/16	Source of Funding	Implementing Agency
BLMLU030	Servicing of sites	Marite	Marite RDP (300)					1,000,000		EQ	BLM
BLMLU018	Formalization of College view	Maviljan	College View	Improve security of tenure	Tenure security	150,000	500,000	500,000		EQ	BLM
	Establishment of Township	Maviljan	Maviljan	Improve security of tenure	Tenure security		1,500,000			EQ	BLM
BLMLU019	URP: (Formalization of CBD project)	Maviljan	Bushbuckridge	Enhance the Neighborhoods for socio-economic development	URP	150,000	1,000,000			EQ	BLM
BLMLU020	URP: (Landscaping and craft markets for tourism center)	Maviljan	Maviljan	Enhance the Neighborhoods for socio-economic development	URP		1,500,000			EQ	BLM

BUSHBUCKRIDGE LOCAL MUNICIPALITY											
Spatial Planning and Land Use Management											
Project ID	Project Name	Project Location	Project Beneficiaries	Project Objective	KEY Performance Indicator	Period Budget 2012/13	Budget 2013/14	Budget 2014/15	Budget 2015/16	Source of Funding	Implementing Agency
BLMLU021	URP: (Housing)	Maviljan	Maviljan	Enhance the Neighborhoods for socio-economic development	URP		8,000,000	8,000,000		Private sector	Private sector
BLMLU023	URP: (Water reticulation)	Maviljan	Bushbuckridge	Enhance the Neighborhoods for socio-economic development	URP		2,000,000	6,000,000		EQ	BLM
BLMLU037	Market stalls for informal markets in BBR Town-URP	Maviljan	Bushbuckridge	Enhance the Neighborhoods for socio-economic development	URP		500,000	500,000		EQ	BLM
BLMLU024	URP: streets and storm water drainage including R40 and R533 boulevard) phase 3	Maviljan	Bushbuckridge	Enhance the Neighborhoods for socio-economic development	URP	10,000,000		16,450,000		EQ	BLM

BUSHBUCKRIDGE LOCAL MUNICIPALITY											
Spatial Planning and Land Use Management											
Project ID	Project Name	Project Location	Project Beneficiaries	Project Objective	KEY Performance Indicator	Period Budget 2012/13	Budget 2013/14	Budget 2014/15	Budget 2015/16	Source of Funding	Implementing Agency
BLMLU010	Formalization/ Land tenure upgrading	Shatale	Shatale	Improve security of tenure	Tenure security		1,000,000			EQ	EDM
BLMLU025	NDP: (Construction of Shatale sport precinct, Community hall and Library)	Shatale	Shatale	Enhance the Neighborhood for socio-economic development	Neighborhoods development		1,000,000			NDPG	BLM
BLMLU026	Formalization of Malubane	Mkhuhlu	Malubane	Improve security of tenure	Tenure security	1,000,000	1,000,000	1,000,000		EQ	BLM
BLMLU030	Formalization/ Land tenure upgrading	Thulamahashe	Thulamahashe	Improve security of tenure	Tenure security		1,000,000	1,000,000		EQ	EDM
BLMLU029	Formalization of Mandela	Maviljan	Maviljan	Improve security of tenure	Tenure security	500,000				EQ	BLM

BUSHBUCKRIDGE LOCAL MUNICIPALITY											
Spatial Planning and Land Use Management											
Project ID	Project Name	Project Location	Project Beneficiaries	Project Objective	KEY Performance Indicator	Period Budget 2012/13	Budget 2013/14	Budget 2014/15	Budget 2015/16	Source of Funding	Implementing Agency
BLMLU031	Formalization/ Land tenure upgrading	Acornhoek	Matsikitsane /Sefoma	Improve security of tenure	Tenure security		500 000			EQ	BLM
BLMLU032	Formalization/ Land tenure upgrading	Acornhoek	Acornhoek CBD	Improve security of tenure	Tenure security		500 000			EQ	BLM
BLMLU033	Formalization/ Land tenure upgrading	Acornhoek	Plaza View	Improve security of tenure	Tenure security		500 000			EQ	BLM
BLMLU034	Formalization/ Land tenure upgrading	Mkhuhlu	Mkhuhlu CBD	Improve security of tenure	Tenure security		500 000			EQ	BLM
BLMLU035	Formalization/ Land tenure upgrading	Maviljan	Matengteng/ Health centre/Shan gaan Hill	Improve security of tenure	Tenure security		500 000			EQ	BLM
BLMLU036	Establishment of Township	Hluvukani	Hluvukani	Improve security of tenure	Tenure security		500 000			EQ	BLM

BUSHBUCKRIDGE LOCAL MUNICIPALITY											
NDPG Projects/Programmes											
Project ID	Project Name	Project Location	Project Beneficiaries	Project Objective	KEY Performance Indicator	Period Budget 2012/13	Budget 2013/14	Budget 2014/15	Budget 2015/16	Source of Funding	Implementing Agency
BLMND001	NDP: (Public precinct, 3 overhead bridges over railway line Including Greening street lighting and paving)	Acornhoek	Acornhoek	Enhance the Neighborhoods for socio-economic development	Neighborhoods development					NDPG	BLM
BLMND002	NDP: (Educational precinct, Sport precinct)	Dwarsloop	Dwarsloop	Enhance the Neighborhood for socio-economic development	Neighborhood development					NDPG	BLM
BLMND003	NDP: (Thusong center including greening streets, lightning and paving)	Maviljan	Maviljan	Enhance the Neighborhood for socio-economic development	Neighborhood development					NDPG	BLM
BLMND004	NDP: (Tourism precinct, cultural center, and heritage centre. Including Greening street lighting and paving).	Mkhuhlu	Mkhuhlu	Enhance the Neighborhoods for socio-economic development	URP					NDPG	BLM

BLMND005	NDP: (Construction of Shatale sport precinct, Community hall and Library)	Shatale	Shatale	Enhance the Neighborhood for socio-economic development	Neighborhood development						NDPG	BLM
BLMND006	NDP: (Educational Precinct, 3 Community park and 1 community hall. Including Greening street lighting and paving).	Thulamahash e	Thulamahash e	Enhance the Neighborhood for socio-economic development	Neighborhood development						NDPG	BLM
Total Budget (Multi-year)						3,000,000				NDPG	BLM	

BUSHBUCKRIDGE LOCAL MUNICIPALITY

Local Economic Development projects

Project ID	Project Name	Project Location	Project Beneficiaries	Project Objective	KEY Performance Indicator	Period Budget 2012/13	Budget 2013/14	Budget 2014/15	Budget 2015/16	Source of Funding	Implementing Agency
BLML001	Informal trading facilities (Market Stalls)	Acornhoek	Acornhoek	Job creation and poverty alleviation	Completion of Market stalls		1,000,000			EQ	BLM
BLML002	Resuscitation of Champagne citrus	Acornhoek	Acornhoek	Job creation and poverty alleviation	Completion of project	13,000,000				National Treasury	DARLA

BUSHBUCKRIDGE LOCAL MUNICIPALITY

Local Economic Development projects

Project ID	Project Name	Project Location	Project Beneficiaries	Project Objective	KEY Performance Indicator	Period Budget 2012/13	Budget 2013/14	Budget 2014/15	Budget 2015/16	Source of Funding	Implementing Agency
BLML039	Resuscitation of Champagne poultry abattoir	Acornhoek	All Regions	Job creation and poverty alleviation	Completion of Resuscitation of farm	35,000,000				National Treasury	DARLA
BLML003	Tourism resort	Agincourt	Khayelihle / Nkuweni	Job creation and poverty alleviation	Completion of project	3,000,000				National Treasury	DEAT
BLML004	Morula Project	Agincourt	Newington	Job creation and poverty alleviation	Completion of project	1,000,000				National Treasury	DEAT
BLML005	Ulusaba Amashangana Safari Lodge	Agincourt	Newington	Job creation and poverty alleviation	Completion of project	20,000,000				Private sector	MABEDI
BLML006	Integrated energy centre	Casteel	Casteel	Job creation and poverty alleviation	Completion of centre	15,000,000				Dept. of energy and Sasol	Dept. of energy and Sasol
BLML007	Development of Shopping complex	Dwarsloop	Dwarsloop	Job creation and poverty alleviation	Completion of complex					Roux Property Developers	Roux Property Developers
BLML008	Huntington Tsonga Cultural village project phase 3	Lillydale	Huntington	Job creation and poverty alleviation	Completion of project	4,000,000				NDT	NDT
BLML009	Resuscitation of irrigation schemes	Lillydale	Lillydale	Job creation and poverty alleviation	Completion of project	11,000,000				DARDLA	DARDLA

BUSHBUCKRIDGE LOCAL MUNICIPALITY

Local Economic Development projects

Project ID	Project Name	Project Location	Project Beneficiaries	Project Objective	KEY Performance Indicator	Period Budget 2012/13	Budget 2013/14	Budget 2014/15	Budget 2015/16	Source of Funding	Implementing Agency
BLML010	Community greening project	Lillydale	Lillydale	Job creation and poverty alleviation	Completion of project		1,000,000			NDT	NDT
BLML012	Athol Game Lodge	Hluvukani	Athol (CRDP)	Job creation and poverty alleviation	Completion of project	10, 000, 000				NDT	NDT
BLML013	Biomass pilot project	Hluvukani	Hluvukani Burlington Huttington Islington (CRDP)	Job creation and poverty alleviation	Completion of project	38, 800, 000				Dept. of Economic Development	Private sector
BLML014	Development of Shopping complex	Hluvukani	Hluvukani (CRDP)	Job creation and poverty alleviation	Completion of complex					Private sector	Private sector
BLML015	Mnisi Resort	Hluvukani	Hluvukani (CRDP)	Job creation and poverty alleviation	Completion of resort	7,000,000				NDT	NDT
BLML016	Development Shopping complex	Mariti	Mariti	Job creation and poverty alleviation	Completion of complex	156, 000, 000				Private Sector	NFakude Developers
BLML018	Inyaka Dam Mater plan Development phase 5	Maviljan	Maviljan	Job creation and poverty alleviation	Completion of project	25,000,000		25,000,000		National Treasury	DEAT

BUSHBUCKRIDGE LOCAL MUNICIPALITY

Local Economic Development projects

Project ID	Project Name	Project Location	Project Beneficiaries	Project Objective	KEY Performance Indicator	Period Budget 2012/13	Budget 2013/14	Budget 2014/15	Budget 2015/16	Source of Funding	Implementing Agency
BLML020	Resuscitation of Irrigation scheme	Mkhuhlu	Hoxani	Job creation and poverty alleviation	Completion of project	3,008,027				DARDLA	DARDLA
BLML021	Sabie River Safari Lodge	Mkhuhlu	Mkhuhlu	Job creation and poverty alleviation through tourism development	Completion of Lodge	30,000,000				Private sector	Private sector
BLML022	Cork Thulani Tourism Development Project	Mkhuhlu	Cork Thulani	Job creation and poverty alleviation	Completion of project	20,000,000				Private Sector	Private Sector
BLML023	Infrastructure saringwa	Lillydale	Saringwa	Job creation and poverty alleviation	Completion of project	3 000, 000				DARDLA	DARDLA
BLML024	Magwanza Resort Development	Mkhuhlu	Magwanza Game Lodge	Job creation and poverty alleviation	Completion of project	10,000,000				DEAT	DEAT
BLML025	Fencing of Magwanza Nature reserve	Mkhuhlu	Magwanza Game Lodge	Job creation and poverty alleviation	Completion of project	2,500,000				National Treasury	DEAT
BLML026	Informal hawks Trading stalls	Thulamahshe	Thulamahshe	Job creation and poverty alleviation	Completion of market stalls		1,000,000			EQ	BLM
BLML027	Development of Shopping complex	Thulamahshe	Zola	Job creation and poverty alleviation	Completion of complex	350,000,000				Private Sector	Investec Revilian

BUSHBUCKRIDGE LOCAL MUNICIPALITY

Local Economic Development projects

Project ID	Project Name	Project Location	Project Beneficiaries	Project Objective	KEY Performance Indicator	Period Budget 2012/13	Budget 2013/14	Budget 2014/15	Budget 2015/16	Source of Funding	Implementing Agency
BLML028	Kruger to Canyon biosphere	BBR	All regions	Job creation and poverty alleviation	Completion of project	28 000,000				DEDET	DEDET
BLML029	Masibuyele emasimini	BBR	Bushbuckridge	Job creation and poverty alleviation	Completion of project	18, 225, 000				DARDLA	DARDLA
BLML033	Fencing of road, grazing camp, and arable land and 50 houses	Hluvukani	Ward 30, 33,34,& 37 (CRDP)	Job creation and poverty alleviation	Completion of project	2 200 000				National treasury	DARDLA
BLML034	Establishment of 20 production tunnels	Hluvukani	Ward 30, 33,34,& 37 (CRDP)	Job creation and poverty alleviation	Completion of project	2, 600, 000				DARDLA	DARDLA
BLML035	Establishment of brick making enterprise	Hluvukani	Ward 30, 33,34,& 37 (CRDP)	Job creation and poverty alleviation	Completion of brick making project	3, 000, 000				DHS	DHS
BLML036	Establishment of bakery enterprise	Hluvukani	Hluvukani (CRDP)	Job creation and poverty alleviation	Completion of bakery	1, 000, 000				DEDET	MEGA
BLML037	Establishment of fence factory	Hluvukani	Ward 30, 33 & 34	Job creation and poverty alleviation	Completion of project	7, 500, 000				DARDLA	DARDLA
BLML038	Bee-keeping Project	Ward 1,3,23,24,5,6,25,12,22	BLM Community	Job Creation and poverty alleviation	Completion of project	18,000,000				National Treasury	African honey bee

BUSHBUCKRIDGE LOCAL MUNICIPALITY

Local Economic Development projects

Project ID	Project Name	Project Location	Project Beneficiaries	Project Objective	KEY Performance Indicator	Period Budget 2012/13	Budget 2013/14	Budget 2014/15	Budget 2015/16	Source of Funding	Implementing Agency
BLML039	Revitalisation of Irrigation Schemes(Dumphries, Motlomobe, Zoeknog, Allandale & Mahlobyanini)	Casteel Thulamahshe	Dumphries, Motlomobe, Zoeknog, Allandale & Mahlobyanini	Job Creation and poverty alleviation	Completion of project		20,000,000			DARDLA	LIMA/DARDLA
BLML040	Dingleydale and Newforest Irrigation Schemes(Infrastructure)	Thulamahshe	Dingleydale New forest	Job Creation and poverty alleviation	Completion of project		5 000 000			EQ	BLM
BLML041	Bohlabela Cultural Village	Mkhuhlu	Mkhuhlu	Job Creation and poverty alleviation	Completion of project	10 000 000				NDT	NDT (HMS consultants)
BLML042	Wolgewonden Chalets Project	Casteel	Casteel	Job Creation and poverty alleviation	Completion of project	10 000 000				NDT	NDT
BLML043	Lisbon Estate CPP	Lillydale	Lisbon	Job Creation and poverty alleviation	Completion of project		1,000,000			DARDLA Private sector	DARDLA Private sector
BLML044	Revitalization of Manyeleti Nature Reserve	Hluvukani	Manyeleti	Job Creation and poverty alleviation	Completion of project	10 300 000				MTPA	MTPA
BLML045	Blyde Nature Reserve	Casteel	Wales	Job Creation and poverty alleviation	Completion of project	13 700 000				MTPA	MTPA

BUSHBUCKRIDGE LOCAL MUNICIPALITY

Local Economic Development projects

Project ID	Project Name	Project Location	Project Beneficiaries	Project Objective	KEY Performance Indicator	Period Budget 2012/13	Budget 2013/14	Budget 2014/15	Budget 2015/16	Source of Funding	Implementing Agency
BLML046	Rediboni Acornhoek Bakery Project	Acornhoek	Acornhoek	Job Creation and poverty alleviation	Completion of project	1, 049.500				SEDA	SEDA
BLML047	Establishment and development of Agri-Parks	Mkhuhlu	Mkhuhlu	Job Creation and poverty alleviation	Completion of project	5 000 000				DARDLA	DARDLA
	Bull /Heifer, Poultry Production & Dairy	BLM	Rooiboklagte Seville, Ronaldsey, Utha & Clare A	Job Creation and poverty alleviation	Completion of project	4 000 000				DARDLA	DARDLA
	Planting and ploughing of 18000 Ha for households benefiting 10 920 beneficiaries.	BLM	All regions	Job Creation and poverty alleviation	Completion of project	9 300 000				DARDLA	DARDLA

BUSHBUCKRIDGE LOCAL MUNICIPALITY

Environmental and waste projects

Project ID	Project Name	Project Location	Project Beneficiaries	Project Objective	KEY Performance Indicator	Period Budget 2012/13	Budget 2013/14	Budget 2014/15	Budget 2015/16	Source of Funding	Implementing Agency
BLML044	Clean up and greening of Bushbuckridge	Acornhoek Dwarsloop Maviljan Mkhuhlu Marite Shatale Thulamahashe	BLM community	Social responsibility and clean environment	Green areas	39, 293, 999				DEA	Indaloyethu
BLML045	Greening	MP Stream Shatale	BLM community	Social responsibility and clean environment	Green open spaces	14, 915, 000				DEA	Spring forest trading
BLML046	Ecosystem rehabilitation and fencing nature reserve	Bushbuckridge nature reserve	BLM community	Protected area management and Job creation	Proper park management	43 000 000				DEA	MTPA
BLML047	Environmental management framework	BLM	BLM community	Environmental systems support	GIS-based environmental management systems support tool	2 000 000				EQ	BLM
BLML048	Environmental Policy & Implementation Plan	BLM	BLM Community	Environmental Protection	Development of environmental policy and implementation plan		1, 500,000			EQ	BLM

BUSHBUCKRIDGE LOCAL MUNICIPALITY

Environmental and waste projects

Project ID	Project Name	Project Location	Project Beneficiaries	Project Objective	KEY Performance Indicator	Period Budget 2012/13	Budget 2013/14	Budget 2014/15	Budget 2015/16	Source of Funding	Implementing Agency
BLMWD049	Kruger to Canyon Biosphere	BLM	BLM Community	Biodiversity and ecosystem services	Biodiversity conservation of the biosphere					DEA	MTPA
BLMWD050	Wetland assessment and rehabilitation	BLM	BLM Community	Protection of sensitive environments	Identification of biodiversity-rich wetlands and their rehabilitation		1,500,000	2,000,000		EQ	BLM
BLMWD051	Sorting-at-Source Pilot Project	Dwarsloop	Dwarsloop	Waste minimization	Recycle and reuse of waste	500,000				EQ	BLM
BLMWD052	Recycling Centre	Acornhoek	BLM Community	Waste minimization	Completion of recycling centre	1,000,000				DEA	Buyisa e-Bag
BLMWD053	Fencing of Recycling Centre	Acornhoek	Acornhoek	Demarcation of waste facilities	Fenced recycling centre		600,000			EQ	BLM
BLMWD054	Fencing of dump sites	Casteel Dwarsloop Shatale	Casteel Dwarsloop Shatale	Clean and healthy environment	Fenced dump sites	1,000,000				EQ	BLM
BLMWD055	Implementation of Integrated Waste Management Plan (IWMP)	BBR Community	All regions	Waste management	Implementation of activities as identified in IWMP	500,000				EQ	BLM

BUSHBUCKRIDGE LOCAL MUNICIPALITY

Environmental and waste projects

Project ID	Project Name	Project Location	Project Beneficiaries	Project Objective	KEY Performance Indicator	Period Budget 2012/13	Budget 2013/14	Budget 2014/15	Budget 2015/16	Source of Funding	Implementing Agency
BLMWD60	Rehabilitation & development of landfill site	Mkhuhlu	BLM Community	Provision of waste management facilities	Permitted landfill site		2,000,000			EQ	BLM

BUSHBUCKRIDGE LOCAL MUNICIPALITY

Sports, Culture and Heritage

Project ID	Project Name	Project Location	Project Beneficiaries	Project Objective	KEY Performance Indicator	Period Budget 2012/13	Budget 2013/14	Budget 2014/15	Budget 2015/16	Budget 2015/6	Source of Funding	Implementing Agency
BLMSP002	Sport Facilities	Acornhoek	Rooiboklaagte (Champagne)	Access to sport, culture and recreation	Completion of sport facility		8,000,000	5,000,000	5,000,000		National Treasury & MIG	DCSR & BLM
BLMSP003	Sport Facilities	Acornhoek/Green Valley	Acornhoek	Access to sport, culture and recreation	Completion of sport facility		2,000,000	7,000,000	1,000,000		National Treasury & MIG	DCSR & BLM
BLMSP004	Sport Facilities	Agincourt	Ximhungwe	Access to sport, culture and recreation	Completion of sport facility		2,000,000	5,000,000			EQ	BLM
BLMSP005	Identification of Heritage site	BBR	All villages	Access to sport, culture and recreation	Completion of project		10,000,000				National Treasury & MIG	DCSR & BLM
BLMSP006	Development of Community parks.	BBR	Timbavati Casteel Newington MP Stream	Access to sport, culture and recreation	Completion of park		2,000,000	10,000,000			National Treasury & MIG	DCSR & BLM
BLMSP007	Greening Bushbuckridge (in Schools, Libraries and Health facilities)	BBR Community	To be identified	Access to sport, culture and recreation	Completion of project	1,000,000					National Treasury	DCSR
BLMSP008	Construction of Sport Fields phase 2	Casteel	Casteel	Access to sport, culture and recreation	Completion of sport facility	1,000,000	5,000,000	5,000,000			EQ	BLM

BLMSP009	Construction of Sport Fields	Dwarsloop	Dwarsloop	Access to sport, culture and recreation	Completion of sport facility		5,000,000	5,000,000			EQ	BLM
BLMSP010	Construction of Sport Fields phase 3	Hluvukani	Hluvukani (CRDP)	Access to sport, culture and recreation	Completion of sport facility	1,000,000					EQ	BLM
BLMSP011	Construction of Sport Fields phase 2	Mariti	Mariti Mathibela	Access to sport, culture and recreation	Completion of sport facility		2,000,000				EQ	BLM
BLMSP012	Mkhuhlu stadium phase 2	Mkhuhlu	Mkhuhlu	Access to sport, culture and recreation	Completion of stadium		1,000,000				EQ	BLM
BLMSP013	Sports facility	Shatale	Shatale	Access to sport, culture and recreation	Completion of sport facility		3,000,000	21,000,000			National Treasury	NDPG
BLMSP014	Construction of basketball, Boxing hall, Tennis court and swimming pool.	Thulamahash e	Thulamahashe	Access to sport, culture and recreation	Completion of sport facilities			10,000,000	5,000,000		National Treasury & MIG	DCSR & BLM
BLMSP015	Construction of Athletics tracks; Thulamahashe Stadium	Thulamahash e	Thulamahashe	Access to sport, culture and recreation	Completion of stadium			5,000,000	3,000,000		EQ	BLM
BLMSP016	Fencing and electrification of old stadium	Thulamahash e	Thulamahashe	Access to sport, culture and recreation	Completion of stadium	2,000,000	2,000,000	1,000,000			EQ	BLM

BUSHBUCKRIDGE LOCAL MUNICIPALITY

Community Support services

Project ID	Project Name	Project Location	Project Beneficiaries	Project Objective	KEY Performance Indicator	Period Budget 2012/13	Budget 2013/14	Budget 2014/15	Budget 2015/16	Source of Funding	Implementing Agency
BLMC001	Parks	Acornhoek	Acornhoek	Provision of parks	Completion of recreational facilities		500,000	1, 000, 000		EQ	BLM
BLMC002	Parks	Acornhoek	Cottendale	Provision of parks	Completion of recreational facilities			500,000		EQ	BLM
BLMC003	Libraries	Acornhoek	Acornhoek	Provision of Libraries	Completion of Library		6,000,000			EQ	Sports , Arts and culture
BLMC004	Fencing Cemeteries	ALL Regions	All Regions	Provision of fencing	Completion of project	1,000,000	500,000	500, 000	500, 000	EQ	BLM
BLMC005	Parks	Agincourt	Newington A	Provision of parks	Completion of recreational facilities			500,000	500, 000	EQ	BLM

BUSHBUCKRIDGE LOCAL MUNICIPALITY

Community Support services

Project ID	Project Name	Project Location	Project Beneficiaries	Project Objective	KEY Performance Indicator	Period Budget 2012/13	Budget 2013/14	Budget 2014/15	Budget 2015/16	Source of Funding	Implementing Agency
BLMC006	Regional Office	Agincourt	Agincourt	Provision of office/ Facilities	Completion of municipal building		3,000,000			EQ	BLM
BLMC007	Parks	Agincourt	Agincourt RDP	Provision of parks	Completion of recreational facilities			3,000,000		EQ	BLM
BLMC008	Libraries	Agincourt	Ximhungwe	Provision of Libraries	Completion of Library			3,000,000	3,000,000	EQ	BLM
BLMC009	Halls	Agincourt	Ximhungwe	Provision of Hall	Completion of Hall			500,000		EQ	BLM
BLMC010	Trauma centre	BBR	BBR	Provision of Trauma center	Completion of centre		1,000,000			EQ	BLM

BUSHBUCKRIDGE LOCAL MUNICIPALITY

Community Support services

Project ID	Project Name	Project Location	Project Beneficiaries	Project Objective	KEY Performance Indicator	Period Budget 2012/13	Budget 2013/14	Budget 2014/15	Budget 2015/16	Source of Funding	Implementing Agency
BLMC011	Parks	Casteel	Casteel MPCC	Provision of parks	Completion of recreational facilities		500,000			EQ	BLM
BLMC012	Halls	Dwarsloop	Dwarsloop Township	Provision of parks	Completion of Hall		5,000,000	1,500,000		EQ	BLM
BLMC013	Regional Office phase 2	Dwarsloop	Dwarsloop	Provision of office/ Facilities	Completion of municipal building		3,000,000			EQ	BLM
BLMC014	Park	Dwarsloop	Dwarsloop Township	Provision of parks	Completion of recreational facilities			500,000		EQ	BLM
BLMC015	Gymnasium	Dwarsloop	Dwarsloop Township	Provision of Gymnasium	Completion of Gymnasium			3,000,000		EQ	BLM

BUSHBUCKRIDGE LOCAL MUNICIPALITY

Community Support services

Project ID	Project Name	Project Location	Project Beneficiaries	Project Objective	KEY Performance Indicator	Period Budget 2012/13	Budget 2013/14	Budget 2014/15	Budget 2015/16	Source of Funding	Implementing Agency
BLMC016	Halls	Hluvukani	Hluvukani	Provision of Hall	Completion of Hall					CRDP	
BLMC017	Parks	Hluvukani	Hluvukani	Provision of parks	Completion of recreational facilities			500,000		EQ	BLM
BLMC018	Building of regional office	Hluvukani & Maviljan	Hluvukani	Provision of office/ Facilities	Completion of municipal building		1,000,000			EQ	BLM
BLMC019	Parks	Lillydale	Lillydale A	Provision of parks	Completion of recreational facilities			1,000,000		EQ	BLM
BLMC020	Libraries	Lillydale	Lillydale	Provision of Libraries	Completion of Hall				3,000,000	EQ	BLM

BUSHBUCKRIDGE LOCAL MUNICIPALITY

Community Support services

Project ID	Project Name	Project Location	Project Beneficiaries	Project Objective	KEY Performance Indicator	Period Budget 2012/13	Budget 2013/14	Budget 2014/15	Budget 2015/16	Source of Funding	Implementing Agency
BLMC021	Parks	Marite	Waterval	Provision of parks	Completion of recreational facilities				500,000	EQ	BLM
BLMC022	Libraries	Marite	Marite	Provision of Libraries	Completion of library			1,500,000		EQ	BLM
BLMC024	Library	Maviljan	Maviljan	Provision of Libraries	Completion of library			2,609,014	1,500,000	EQ	BLM
BLMC026	Parks	Maviljan	Maviljan	Provision of parks	Completion of recreational facilities			500,000		EQ	BLM
BLMC027	Parks	Mkhuhlu	Mkhuhlu Township	Provision of parks	Completion of recreational facilities		500,000			EQ	BLM

BUSHBUCKRIDGE LOCAL MUNICIPALITY

Community Support services

Project ID	Project Name	Project Location	Project Beneficiaries	Project Objective	KEY Performance Indicator	Period Budget 2012/13	Budget 2013/14	Budget 2014/15	Budget 2015/16	Source of Funding	Implementing Agency
BLMC028	Regional Office	Shatale	Shatale Township	Provision of office/ Facilities	Completion of municipal building		5,000,000			EQ	BLM
BLMC029	Parks	Shatale	Shatale Township	Provision of parks	Completion of recreational facilities			500,000		EQ	BLM
BLMC030	Halls	Thulamahash e	Thulamahash e Township	Provision of Hall	Completion of Hall			1,500,000		EQ	BLM
BLMC032	Parks	Thulamahash e	Thulamahash e Township	Provision of parks	Recreational facilities Completion of recreational facilities			500,000		EQ	BLM
BLMC033	Disabled centers	Thulamahash e	Thulamahash e Township	Provision of facilities	Completion of centre			3,000,000		EQ	BLM

BUSHBUCKRIDGE LOCAL MUNICIPALITY

Community Support services

Project ID	Project Name	Project Location	Project Beneficiaries	Project Objective	KEY Performance Indicator	Period Budget 2012/13	Budget 2013/14	Budget 2014/15	Budget 2015/16	Source of Funding	Implementing Agency
BLMC034	Fencing of cemeteries	BLM Community	All regions	Provision of facilities	Completion of project	1,000,000				MIG	BLM
BLMC035	Establishment of Thusong center	Hluvukani	Ward 30, 33, 34 & 37	Provision of facilities	Completion of Thusong center	1,000,000				National treasury	COGTA
BLMC036	Upgrading of library facility	Shatale	Shatale	Provision of Libraries	Completion of library	5,400,009				National Treasury	Dept of Sports

BUSHBUCKRIDGE LOCAL MUNICIPALITY

Transport Projects

Project ID	Project Name	Project Location	Project Beneficiaries	Project Objective	KEY Performance Indicator	Period Budget 2012/13	Budget 2013/14	Budget 2014/15	Budget 2015/16	Source of Funding	Implementing Agency
------------	--------------	------------------	-----------------------	-------------------	---------------------------	-----------------------	----------------	----------------	----------------	-------------------	---------------------

BUSHBUCKRIDGE LOCAL MUNICIPALITY

Transport Projects

Project ID	Project Name	Project Location	Project Beneficiaries	Project Objective	KEY Performance Indicator	Period Budget 2012/13	Budget 2013/14	Budget 2014/15	Budget 2015/16	Source of Funding	Implementing Agency
BLMT001	Construction of Leaner's licence classrooms	BBR	Shatale	To promote an effective and affordable transport system	Completion of classrooms	2, 000, 000	2, 500, 000	2, 500, 000		EQ	BLM
BLMT002	Fencing and construction of Acornhoek DLTC new offices, Strong room and guard room	Acornhoek	Acornhoek	To promote an effective and affordable transport system	Completion of fencing and building	2,500,000	6, 000, 000			EQ	BLM
BLMT003	Construction of waiting area	Acornhoek	Acornhoek	To promote an effective and affordable transport system	Completion of project		200, 000			EQ	BLM
BLMT004	Completion of DLTC Hluvukani phase 2	Hluvukani	Hluvukani (CRDP)	To promote an effective and affordable transport system	Completion of DLTC	2, 000, 000	2, 000, 000			EQ	BLM
BLMT006	Construction of VTS: Mapulanane DLTC	Maviljan	Bushbuckridge	To promote an effective and affordable transport system	Completion of DLTC	200, 000				EQ	BLM

BUSHBUCKRIDGE LOCAL MUNICIPALITY

Transport Projects

Project ID	Project Name	Project Location	Project Beneficiaries	Project Objective	KEY Performance Indicator	Period Budget 2012/13	Budget 2013/14	Budget 2014/15	Budget 2015/16	Source of Funding	Implementing Agency
BLMT007	Construction of Multi-Nodal Taxi Facilities	Maviljan	Maviljan	To promote an effective taxi facility and affordable transport system	Completion of Taxi rank					National Treasury	Dept of Roads & Transport
BLMT008	Upgrade of VTS: Mhala DLTC phase 2	Thulamahashe	Mhala	To promote an effective and affordable transport system	Completion of DLTC	2, 000,000				EQ	BLM
BLMT009	Construction of car port, waiting area and security boom gate: Mhala DLTC	Thulamahashe	Mhala	To promote an effective and affordable transport system	Completion of DLTC		500,000			EQ	BLM
BLMT010	Development of Integrated Transport Plan	BLM	BLM community	To promote an effective taxi facility and affordable transport system	Safe and reliable transport system	500,000				MSIG	EDM
BLMT011	Construction of DLTC	Mkhuhlu	Mkhuhlu	To promote an effective taxi facility and affordable transport	Completion of DLTC		3, 500, 000			EQ	BLM

BUSHBUCKRIDGE LOCAL MUNICIPALITY

Transport Projects

Project ID	Project Name	Project Location	Project Beneficiaries	Project Objective	KEY Performance Indicator	Period Budget 2012/13	Budget 2013/14	Budget 2014/15	Budget 2015/16	Source of Funding	Implementing Agency
				system							

BUSHBUCKRIDGE LOCAL MUNICIPALITY

SOCIAL DEVELOPMENT PROJECTS

Project ID	Project Name	Project Location	Project Beneficiaries	Project Objective	KEY Performance Indicator	Period Budget 2012/13	Budget 2013/14	Budget 2014/15	Budget 2015/16	Source of Funding	Implementing Agency
BLMSD001	Construction of 6 offices	Acornhoek	Cottendale	Improve living standards for every member of the community	Completion of offices		500,000			Dept of Social Development	Dept of Social Development
BLMSD002	Construction of 6 offices	Agincourt	Ximhungwe	Improve living standards for every member of the	Completion of offices		500,000			Dept of Social Development	Dept of Social Development

BUSHBUCKRIDGE LOCAL MUNICIPALITY

SOCIAL DEVELOPMENT PROJECTS

Project ID	Project Name	Project Location	Project Beneficiaries	Project Objective	KEY Performance Indicator	Period Budget 2012/13	Budget 2013/14	Budget 2014/15	Budget 2015/16	Source of Funding	Implementing Agency
				community							
BLMSD003	Construction of branch offices	BBR Community	Thabakgolo, Brooklyn, Lillydale, Dumphries, Cork, and Shatale	Improve living standards for every member of the community	Completion of offices		1,000,000			Dept of Social Development	Dept of Social Development
BLMSD004	Construction of Pay point for grants	Casteel	Casteel MPCC	Improve living standards for every member of the community	Completion of grant pay point area		1,000,000			Dept of Social Development	Dept of Social Development
BLMSD005	Construction of 6 offices	Hluvukani	Hluvukani	Improve living standards for every member of the community	Completion of offices		500,000			Dept of Social Development	Dept of Social Development
BLMSD006	Construction of pay point for grants	Mariti	Mariti	Improve living standards for every member of the community	Completion of grant pay point area		1,000,000			Dept of Social Development	Dept of Social Development
BLMSD007	Construction of Pay point for grants	Maviljan	Bushbuckridge	Improve living standards for every member of the community	Completion of grant pay point area		1,000,000			Dept of Social Development	Dept of Social Development

BUSHBUCKRIDGE LOCAL MUNICIPALITY

SOCIAL DEVELOPMENT PROJECTS

Project ID	Project Name	Project Location	Project Beneficiaries	Project Objective	KEY Performance Indicator	Period Budget 2012/13	Budget 2013/14	Budget 2014/15	Budget 2015/16	Source of Funding	Implementing Agency
BLMSD008	Construction of Pay point for grants	Mkhuhlu	Calcutta & Mkhuhlu	Improve living standards for every member of the community	Completion of grant pay point area		1,000,000			Dept of Social Development	Dept of Social Development
BLMSD009	Construction of Pay point for grants	Thulamahash e	Thulamahash e Township	Improve living standards for every member of the community	Completion of grant pay point area		1,000,000			Dept of Social Development	Dept of Social Development
	Bushbuckridge Youth Centre	Casteel	Casteel	Improve living standards for every member of the community	Access to facilities	R325 000				Dept of Social Development	Dept of Social Development
	Ludlow Youth Development Centre	Ludlow	Ludlow	Improve living standards for every member of the community	Access to facilities	R325 000				Dept of Social Development	Dept of Social Development
	Construction of office. Maritie Branch Offices	Marite	Marite	Improve living standards for every member of the community	Completion of offices	R 2 769 063				Dept of Social Development	Dept of Social Development
	Provision of 21 early childhood	BLM	All Regions	Improve living standards for every member	Completion of centres	3 400 000				Dept of Social Development	Dept of Social Development

BUSHBUCKRIDGE LOCAL MUNICIPALITY

SOCIAL DEVELOPMENT PROJECTS

Project ID	Project Name	Project Location	Project Beneficiaries	Project Objective	KEY Performance Indicator	Period Budget 2012/13	Budget 2013/14	Budget 2014/15	Budget 2015/16	Source of Funding	Implementing Agency
	centres			of the community						ment	pment

BUSHBUCKRIDGE LOCAL MUNICIPALITY

MUNICIPAL INSTITUTION PROJECTS

Project ID	Project Name	Project Location	Project Beneficiaries	Project Objective	KEY Performance Indicator	Period Budget 2012/13	Budget 2013/14	Budget 2014/15	Budget 2015/16	Source of Funding	Implementing Agency
BLMM001	Purchase of Vehicles	BBR	All Regions	Effective and efficient Administration	Viable Governance	1 000 000				EQ	BLM
BLMM002	Purchase of Honey Sucker Truck	BBR	All Regions	Effective and efficient Administration	Viable Governance	1 500 000				EQ	BLM
BLMM003	Office Furniture	BBR	All Regions	Effective and efficient Administration	Viable Governance	500 000				EQ	BLM
BLMM004	Purchase of office computers	BBR	All Regions	Effective and efficient Administration	Viable Governance	500 000				EQ	BLM

BUSHBUCKRIDGE LOCAL MUNICIPALITY

MUNICIPAL INSTITUTION PROJECTS

Project ID	Project Name	Project Location	Project Beneficiaries	Project Objective	KEY Performance Indicator	Period Budget 2012/13	Budget 2013/14	Budget 2014/15	Budget 2015/16	Source of Funding	Implementing Agency
BLMM00g	Purchase of Heavy machinery	BBR	All Regions	Effective and efficient Administration	Viable Governance	3 000 000				EQ	BLM